

Gallup Omnibus Data 1959, omnibus nr. 09-11

DDA-430

Indholdsfortegnelse

Variabelliste

[V1 5932 DDA STUDY NUMBER](#)
[V2 5932 YEAR](#)
[V3 5932 BUS NUMBER](#)
[V4 5932 DOCUMENT NUMBER](#)
[V5 5932 SEQUENCE NUMBER](#)
[V6 5932 RESPONDENT ID](#)
[V7 5932 WEIGHT VARIABLE](#)
[V8 5932 WEEK NUMBER](#)
[V9 5932 URBANIZATION](#)
[V10 5932 SEX](#)
[V11 5932 AGE](#)
[V12 5932 MARITAL STATUS](#)
[V13 5932 RS OCCUPATION](#)
[V14 5932 FORM OF RS SALARY](#)
[V15 5932 RS INCOME](#)
[V16 5932 FAMILYS INCOME](#)
[V17 5932 SUPPORTERS STATUS](#)
[V18 5932 HOUSEWIFES STATUS](#)
[V19 5932 CHILDREN < 2 YEARS](#)
[V20 5932 FAM. COMPOSITION 1](#)
[V21 5932 FAM. COMPOSITION 2](#)
[V22 5932 FAM. COMPOSITION 3](#)
[V23 5932 FAM. COMPOSITION 4](#)
[V24 5932 FAM. COMPOSITION 5](#)
[V25 5932 FAM. COMPOSITION 6](#)
[V26 5932 NUMBER OF ADULTS](#)
[V27 5932 NUMBER OF CHILDREN](#)
[V28 5932 SIZE OF HOUSEHOLD](#)
[V29 5932 SOCIAL GROUP](#)
[V30 5932 POLITICAL POSITION1](#)
[V31 5932 POLITICAL POSITION2](#)
[V32 5932 TYPE OF HOME](#)
[V33 5932 GARDEN](#)
[V34 5932 CINEMA 1](#)
[V35 5932 CINEMA 2](#)
[V36 5909 NUCL ROCKET HEADS 1](#)
[V37 5909 NUCL ROCKET HEADS 2](#)
[V38 5909 OFF RUSSIAN VISIT 1](#)
[V39 5909 OFF RUSSIAN VISIT 2](#)

Variabler

V1 5932 DDA STUDY NUMBER

Double (0 decimaler)



Gyldige 1126

Manglende 0

Minimum	251
Maximum	251
Gennemsnit	251
Median	251
Standardafvigelse	0

Var V2 5932 YEAR

Double (0 decimaler)



Gyldige	1126
Manglende	0
Minimum	1959
Maximum	1959
Gennemsnit	1959
Median	1959
Standardafvigelse	0

Var V3 5932 BUS NUMBER

Bus number.

% MD% Antal Kode Kategori

0	0	0	32 omnibus no. 32
0	0	0	33 omnibus no. 33
0	0	0	34 omnibus no. 34
31	31	351	9
38	38	429	10
31	31	346	11

100 100 1126

Svarprocent: 100

Var V4 5932 DOCUMENT NUMBER

Document number.

Double (0 decimaler)



Gyldige	1126
Manglende	0
Minimum	1
Maximum	1
Gennemsnit	1
Median	1
Standardafvigelse	0

Var V5 5932 SEQUENCE NUMBER

Sequence number.

Double (0 decimaler)



Gyldige	1126
Manglende	0
Minimum	1
Maximum	429
Gennemsnit	190
Median	188
Standardafvigelse	112

V6 5932 RESPONDENT ID

Respondent identification number.

Double (0 decimaler)



Gyldige	1126
Manglende	0
Minimum	1
Maximum	429
Gennemsnit	190
Median	188
Standardafvigelse	112

V7 5932 WEIGHT VARIABLE

Weight variable.

% MD% Antal Kode Kategori

76	76	856	1 the case occurred once
24	24	270	2 the case occurred 2 times
0	0	0	3 the case occurred 3 times
0	0	0	4 the case occurred 4 times
0	0	0	5 the case occurred 5 times
0	0	0	6 the case occurred 6 times

100 100 1126

Svarprocent: 100

V8 5932 WEEK NUMBER

[Gallup Variables.](#)

2 : Week number.

% MD% Antal Kode Kategori

0	0	0	32 week no. 32
0	0	0	33 week no. 33
0	0	0	34 week no. 34
31	31	351	9
38	38	429	10
31	31	346	11

100 100 1126

Svarprocent: 100

V9 5932 URBANIZATION

[Gallup Variables.](#)

5: Urbanization.

% MD% Antal Kode Kategori

22	22	247	1 capital
35	35	395	2 provincial towns
5	5	51	3 urban areas
38	38	431	4 rural districts
0		2	8

100	100	1126
-----	-----	------

Svarprocent: 100**Var V10 5932 SEX** [Gallup Variables.](#)

8A: Sex.

% MD% Antal Kode Kategori

45	45	506	1 man
55	55	619	2 woman
0		1	8

100	100	1126
-----	-----	------

Svarprocent: 100**Var V11 5932 AGE** [Gallup Variables.](#)

8B: Age.

% MD% Antal Kode Kategori

6	6	70	1 15 - 17 years
8	8	93	2 18 - 24 years
12	12	132	3 25 - 30 years
21	21	231	4 31 - 40 years
21	21	233	5 41 - 50 years
16	16	177	6 51 - 60 years
17	17	188	7 61 years or more
0		2	8

100	100	1126
-----	-----	------

Svarprocent: 100**Var V12 5932 MARITAL STATUS** [Gallup Variables.](#)

8C: Marital status.

% MD% Antal Kode Kategori

18	18	205	1 single
72	72	808	2 married
10	10	111	3 separated, divorced or widowed
0		1	8

0 1 9 Uoplyst
 100 100 1126
Svarprocent: 100

Var V13 5932 RS OCCUPATION


 [Gallup Variables.](#)


 9A: Respondents occupation.

%	MD%	Antal	Kode	Kategori
17	17	191	1	worker, unskilled
10	10	107	2	worker, skilled
6	6	71	3	salaried employees, lower grade
5	5	60	4	other salaried persons
7	7	83	5	farmer, independent
6	6	67	6	other independent
33	33	374	7	married woman, not self-supporting
9	9	106	8	old age pensioner, disabled pensioner
6	6	63	9	other person without occupation
0		4	88	
100	100	1126		

Svarprocent: 100

Var V14 5932 FORM OF RS SALARY

 [Gallup Variables.](#)

 9B: Form of own salary.

%	MD%	Antal	Kode	Kategori
22	35	250	1	hour-, day-, week-salary
25	39	280	2	month-salary
16	26	182	3	other form of salary
0		1	8	
37		413	9	Uoplyst
100	100	1126		

Svarprocent: 63

Var V15 5932 RS INCOME

 [Gallup Variables.](#)

 10A: Own income.

% MD% Antal Kode Kategori

37	37	417	1 no income
43	43	485	2 less than 12.000 kroner
14	14	154	3 12.000 - 17.999 kroner
3	3	33	4 18.000 - 25.999 kroner
1	1	11	5 26.000 kroner or more
2	2	24	6 don't know, will not answer
0		2	8

100	100	1126
-----	-----	------

Svarprocent: 100**Var V16 5932 FAMILYS INCOME**💡 [Gallup Variables.](#)

💬 10B: Income of family.

% MD% Antal Kode Kategori

45	46	512	1 less than 12.000 kroner
33	33	370	2 12.000 - 17.999 kroner
10	10	115	3 18.000 - 25.999 kroner
4	4	41	4 26.000 or more
7	7	83	5 don't know, will not answer
0		3	8
0		2	9 Uoplyst

100	100	1126
-----	-----	------

Svarprocent: 100**Var V17 5932 SUPPORTERS STATUS**💡 [Gallup Variables.](#)

💬 11A: Occupational status for head of family:

% MD% Antal Kode Kategori

20	21	225	1 worker, unskilled
17	17	187	2 worker, skilled
7	7	78	3 salaried employees, lower grade
11	11	122	4 other salaried persons

17	18	190	5 farmer, independent
11	12	126	6 other independents
0	0	0	7 old age pensioner
13	14	152	8 other persons without occupation
1		10	88
3		36	99 Uoplyst
100	100	1126	

Svarprocent: 96

Var V18 5932 HOUSEWIFES STATUS

 [Gallup Variables.](#)


 11B: Housewives occupation.

% MD% Antal Kode Kategori			
7	7	75	1 no housewife
19	19	215	2 self- supporting
74	74	835	3 not self- supporting
0		1	8
100	100	1126	

Svarprocent: 100

Var V19 5932 CHILDREN < 2 YEARS

 [Gallup Variables.](#)


 12A: Are there any children less than two years of age in the family?

% MD% Antal Kode Kategori			
11	11	122	1 yes
88	89	987	2 no
1		14	8
0		3	9 Uoplyst
100	100	1126	

Svarprocent: 98

Var V20 5932 FAM. COMPOSITION 1

 [Gallup Variables.](#)

 12B: Composition of family. Husband.

% MD% Antal Kode Kategori			
11	11	128	0 no husband in family
89	89	997	1 husband in family
0		1	9 Uoplyst
100	100	1126	

Svarprocent: 100

Var V21 5932 FAM. COMPOSITION 2

 [Gallup Variables.](#)

12B: Composition of family. Housewife.

%	MD	%	Antal	Kode	Kategori
7	7	74	0	no	housewife in family
93	93	1051	1	housewife	in family
0		1	9	Uoplyst	
100	100	1126			

Svarprocent: 100

V22 5932 FAM. COMPOSITION 3

[Gallup Variables.](#)

12B: Composition of family. Children between 0 - 7 years.

%	MD	%	Antal	Kode	Kategori
71	71	802	0	no	children between 0 - 7 years in family
29	29	323	1	children	between 0 - 7 years in family
0		1	9	Uoplyst	
100	100	1126			

Svarprocent: 100

V23 5932 FAM. COMPOSITION 4

[Gallup Variables.](#)

12B: Composition of family. Children between 8 - 14 years.

%	MD	%	Antal	Kode	Kategori
73	73	817	0	no	children between 8 - 14 years in family
27	27	308	1	children	between 8 - 14 years in family
0		1	9	Uoplyst	
100	100	1126			

Svarprocent: 100

V24 5932 FAM. COMPOSITION 5

[Gallup Variables.](#)

12B: Composition of family. Adults between 15 - 17 years.


%	MD	%	Antal	Kode	Kategori
84	84	941	0	no	adults between 15 - 17 years in family

16	16	184	1 adults between 15 - 17 years in family
0		1	9 Uoplyst
100	100	1126	

Svarprocent: 100

Var V25 5932 FAM. COMPOSITION 6

 [Gallup Variables.](#)


 12B: Composition of family. Other adults.

%	MD%	Antal	Kode	Kategori
76	76	860	0	no other adults in family
24	24	265	1	other adults in family
0		1	9	Uoplyst
100	100	1126		

Svarprocent: 100

Var V26 5932 NUMBER OF ADULTS

 [Gallup Variables.](#)

 12C: Number of adults (15 years or more).

%	MD%	Antal	Kode	Kategori
11	11	123	1	1 person
59	59	661	2	2 persons
19	19	213	3	3 persons
11	11	127	4	4 persons or more
0		2	8	
100	100	1126		

Svarprocent: 100

Var V27 5932 NUMBER OF CHILDREN

 [Gallup Variables.](#)


 13A: Number of children less than 15 years of age.

%	MD%	Antal	Kode	Kategori
20	45	230	1	1 child
16	36	183	2	2 children
6	13	67	3	3 children
3	7	35	4	at least 4 children
0		5	8	
54		606	9	Uoplyst
100	100	1126		

Svarprocent: 46

Var V28 5932 SIZE OF HOUSEHOLD

 [Gallup Variables.](#)

 13B: Size of household.

%	MD%	Antal	Kode	Kategori
11	11	121	1	1 person

26	26	291	2 2 persons
22	22	246	3 3 persons
25	25	277	4 4 persons
17	17	188	5 at least 5 persons
0		3	8

100 100 1126

Svarprocent: 100

var V29 5932 SOCIAL GROUP

[Gallup Variables.](#)

13C: Social group.

% MD% Antal Kode Kategori

72	72	815	1 group I (lower class)
25	25	281	2 group II (middle class)
3	3	29	3 group III (upper class)
0		1	8

100 100 1126

Svarprocent: 100

var V30 5932 POLITICAL POSITION1

[Gallup Variables.](#)

14: Did you vote at the latest election? - (If yes) At which political party?

% MD% Antal Kode Kategori

33	33	368	1 Socialdemokratiet
4	4	48	2 Radikale Venstre
9	9	96	3 Konservative Folkeparti
16	16	175	4 Venstre
1	1	13	5 Retsforbundet
1	1	10	6 Kommunistisk Parti
1	1	7	7 other
5	5	56	8 don't remember
14	14	157	9 had no right of voting
4	4	42	10 would not vote
3	3	32	11 did not vote for other reasons
10	11	118	12 will not answer
0		4	88

100 100 1126

Svarprocent: 100

var V31 5932 POLITICAL POSITION2

[Gallup Variables.](#)

15: If a general election was held tomorrow, which party would you then vote for?

% MD% Antal Kode Kategori

31	31	351	1 Socialdemokratiet
4	4	44	2 Radikale Venstre

9	9	101	3	Konservative Folkeparti
15	15	173	4	Venstre
0	0	5	5	Retsforbundet
0	0	4	6	Kommunistisk Parti
1	1	12	7	other
7	7	76	8	Socialistisk Folkeparti (Aksel Larsen)
11	11	120	9	no right of voting
3	3	32	10	will not vote/don't know the party
5	5	61	11	don't know whether he will vote or not
13	13	146	12	will not answer
0		1	88	
100	100	1126		

Svarprocent: 100

Var V32 5932 TYPE OF HOME

 [Gallup Variables.](#)

 16A: Type of home.

% MD% Antal Kode Kategori


48	49	542	1	own house or farm
5	5	59	2	rented house or farm
10	10	110	3	a flat in a house
33	33	371	4	a flat in block
2	2	27	5	lodgers
1		10	8	
1		7	9	Uoplyst

100 100 1126

Svarprocent: 98

Var V33 5932 GARDEN

 [Gallup Variables.](#)

 16B: Do the household own:

% MD% Antal Kode Kategori


49	93	556	1	garden
1	2	14	2	week-end cottage
2	4	25	3	both
47		531	9	Uoplyst

100 100 1126

Svarprocent: 53

Var V34 5932 CINEMA 1

 [Gallup Variables.](#)

 16C: Do you sometimes go to the cinema? - (If yes) Have you been there during the last 14 days?

% MD% Antal Kode Kategori

24	24	268	1 never goes to the cinema
54	54	603	2 have not been there during the last 14 days
21	21	237	3 have been there during the last 14 days
1		6	8
1		12	9 Uoplyst

100 100 1126

Svarprocent: 98**Var V35 5932 CINEMA 2** [Gallup Variables.](#)

16C: Do you sometimes go to the cinema? - (If yes) Have you been there during the last 8 days?

% MD% Antal Kode Kategori

24	53	270	1 never goes to the cinema
9	20	103	2 have not been there during the last 8 days
12	27	139	3 have been there during the last 8 days
0		2	8
54		612	9 Uoplyst

100 100 1126

Svarprocent: 45**Var V36 5909 NUCL ROCKET HEADS 1** [Special questions, omnib](#) Double (0 decimaler)

Gyldige	860
Manglende	266
Minimum	1
Maximum	4
Gennemsnit	2
Median	2
Standardafvigelse	1

Uoplyst/irrelevant/deltager ikke - er 9, 8.

Var V37 5909 NUCL ROCKET HEADS 2

 [Special questions, omnib](#)



Double (0 decimaler)



Gyldige	972
Manglende	154
Minimum	1
Maximum	4
Gennemsnit	3
Median	3
Standardafvigelse	1

Uoplyst/irrelevant/deltager ikke - er 9, 8.

Var V38 5909 OFF RUSSIAN VISIT 1

 [Special questions, omnib](#)



Double (0 decimaler)



Gyldige	1119
Manglende	7
Minimum	1
Maximum	3
Gennemsnit	2
Median	2
Standardafvigelse	1

Uoplyst/irrelevant/deltager ikke - er 9, 8.

Var V39 5909 OFF RUSSIAN VISIT 2

 [Special questions, omnib](#)



Double (0 decimaler)








Gyldige	804
Manglende	322
Minimum	1
Maximum	3
Gennemsnit	2
Median	2
Standardafvigelse	1

Uoplyst/irrelevant/deltager ikke - er 9, 8.

Instrumentering

Hovedsekvens

 **Main Sequence**

-  [V3](#): Bus number.
-  [V4](#): Document number.
-  [V5](#): Sequence number.
-  [V6](#): Respondent identification number.
-  [V7](#): Weight variable.

- [V8](#): 2 : Week number.
- [V9](#): 5: Urbanization.
- [V10](#): 8A: Sex.
- [V11](#): 8B: Age.
- [V12](#): 8C: Marital status.
- [V13](#): 9A: Respondents occupation.
- [V14](#): 9B: Form of own salary.
- [V15](#): 10A: Own income.
- [V16](#): 10B: Income of family.
- [V17](#): 11A: Occupational status for head of family:
- [V18](#): 11B: Housewives occupation.
- [V19](#): 12A: Are there any children less than two years of age in the family?
- [V20](#): 12B: Composition of family. Husband.
- [V21](#): 12B: Composition of family. Housewife.
- [V22](#): 12B: Composition of family. Children between 0 - 7 years.
- [V23](#): 12B: Composition of family. Children between 8 - 14 years.
- [V24](#): 12B: Composition of family. Adults between 15 - 17 years.
- [V25](#): 12B: Composition of family. Other adults.
- [V26](#): 12C: Number of adults (15 years or more).
- [V27](#): 13A: Number of children less than 15 years of age.
- [V28](#): 13B: Size of household.
- [V29](#): 13C: Social group.
- [V30](#): 14: Did you vote at the latest election? - (If yes) At which political party?
- [V31](#): 15: If a general election was held tomorrow, which party would you then vote for?
- [V32](#): 16A: Type of home.
- [V33](#): 16B: Do the household own:
- [V34](#): 16C: Do you sometimes go to the cinema? - (If yes) Have you been there during the last 14 days?
- [V35](#): 16C: Do you sometimes go to the cinema? - (If yes) Have you been there during the last 8 days?
- [V36](#):
- [V37](#):
- [V38](#):
- [V39](#):

Undersekvenser

Universer

Univers

Aldersgrænser

Personer på 15 år og derover, bosiddende i private husstande.

Koncepter

Gallup Variables.

Gallup Variables.

[V8](#) [V9](#) [V10](#) [V11](#) [V12](#) [V13](#) [V14](#) [V15](#) [V16](#) [V17](#) [V18](#) [V19](#) [V20](#) [V21](#) [V22](#) [V23](#) [V24](#) [V25](#) [V26](#) [V27](#) [V28](#) [V29](#) [V30](#) [V31](#) [V32](#) [V33](#) [V34](#) [V35](#)

Special questions, omnib

Special questions, omnibus nos. 32-34.

[V8](#)

