

Gallup Omnibus Data 1960

DDA-252

Indholdsfortegnelse

Variabelliste

[V1 1960 DDA STUDY NUMBER](#)
[V2 1960 YEAR](#)
[V3 1960 BUS NUMBER](#)
[V4 1960 DOCUMENT NUMBER](#)
[V5 1960 SEQUENCE NUMBER](#)
[V6 1960 RESPONDENT ID](#)
[V7 1960 WEIGHT VARIABLE](#)
[V8 1960 WEEK NUMBER](#)
[V9 1960 SEX](#)
[V10 1960 AGE](#)
[V11 1960 MARITAL STATUS](#)
[V12 1960 OCCUPATION](#)
[V13 1960 WIFES OCCUPATION](#)
[V14 1960 SUPPORTERS INCOME](#)
[V15 1960 SOCIAL GROUP](#)
[V16 1960 URBANIZATION](#)
[V17 1960 POLITICAL POSITION](#)
[V18 1960 FAM. COMPOSITION 1](#)
[V19 1960 FAM. COMPOSITION 2](#)
[V20 1960 FAM. COMPOSITION 3](#)
[V21 1960 FAM. COMPOSITION 4](#)
[V22 1960 FAM. COMPOSITION 5](#)
[V23 1960 FAM. COMPOSITION 6](#)
[V24 1960 SIZE OF HOUSEHOLD](#)
[V25 1960 CAR](#)

Variabler

V1 1960 DDA STUDY NUMBER

Double (0 decimaler)



Gyldige	10599
Manglende	0
Minimum	252
Maximum	252
Gennemsnit	252
Median	252
Standardafvigelse	0

V2 1960 YEAR

Double (0 decimaler)



Gyldige	10599
Manglende	0

Minimum	1960
Maximum	1960
Gennemsnit	1960
Median	1960
Standardafvigelse	0

var V3 1960 BUS NUMBER

A two-digit number identifying the individual surveys. The number is the same as the one in V8.

Bus number.

Double (0 decimaler)



Gyldige	10599
Manglende	0
Minimum	3
Maximum	50
Gennemsnit	29
Median	29
Standardafvigelse	14

var V4 1960 DOCUMENT NUMBER

The variable has the value 01 in every case.

Document number.

Double (0 decimaler)



Gyldige	10599
Manglende	0
Minimum	1
Maximum	1
Gennemsnit	1
Median	1
Standardafvigelse	0

var V5 1960 SEQUENCE NUMBER

The variable gives the serial numbers of the respondents within the individual omnibuses.

Sequence number.

Double (0 decimaler)



Gyldige	10599
Manglende	0
Minimum	1
Maximum	1858
Gennemsnit	427
Median	305
Standardafvigelse	383

var V6 1960 RESPONDENT ID

The identification number was constructed in the DDA due to a missing identification of the respondents.

Respondent identification number.

Double (0 decimaler)




Gyldige	10599
Manglende	0
Minimum	1
Maximum	1377

Gennemsnit	347
Median	241
Standardafvigelse	312

Var V7 1960 WEIGHT VARIABLE

This variable is generated by the DDA. It indicates the number of times a given case appeared in the original data file.

 Weight variable.

%	MD%	Antal	Kode	Kategori
78	78	8251		1 case not duplicated
20	20	2086		2 one duplicate
2	2	192		3 two duplicates
0	0	50		4 three duplicates
0	0	9		5 four duplicates
0	0	8		6 five duplicates
0	0	2		7 six duplicates
0	0	1		8 seven duplicates

100 100 10599

Svarprocent: 100

Var V8 1960 WEEK NUMBER

 [Gallup Variables.](#)

 2: Week number/Omnibus number.

%	MD%	Antal	Kode	Kategori
3	3	323		3 bus no. 3
3	3	293		4 bus no. 4
3	3	294		5 bus no. 5
3	3	328		7 bus no. 7
3	3	367		11 bus no. 11
3	3	295		12 bus no. 12
3	3	313		13 bus no. 13
3	3	321		14 bus no. 14
10	10	1024		22 bus no. 22
11	11	1214		26 bus no. 26
13	13	1377		29 bus no. 29
7	7	729		36 bus no. 36
7	7	761		38 bus no. 38
3	3	345		40 bus no. 40
4	4	414		41 bus no. 41
2	2	239		44 bus no. 44


4	4	403	45 bus no. 45
3	3	345	46 bus no. 46
4	4	372	47 bus no. 47
3	3	269	48 bus no. 48
3	3	290	49 bus no. 49
3	3	283	50 bus no. 50

100 100 10599

Svarprocent: 100

V9 1960 SEX

 [Gallup Variables.](#)

 5: Sex.

% MD% Antal Kode Kategori


45	45	4727	1 man
55	55	5869	2 woman
0		3	9 Uoplyst

100 100 10599

Svarprocent: 100

V10 1960 AGE

 [Gallup Variables.](#)

 6: Age.

% MD% Antal Kode Kategori

7	7	710	1 15 - 17 years
10	10	1050	2 18 - 24 years
10	10	1081	3 25 - 30 years
20	20	2093	4 31 - 40 years
21	21	2182	5 41 - 50 years
16	16	1687	6 51 - 60 years
17	17	1793	7 61 years or more
0		1	8
0		2	9 Uoplyst

100 100 10599

Svarprocent: 100

V11 1960 MARITAL STATUS

 [Gallup Variables.](#)

 6: Marital status.

% MD% Antal Kode Kategori

18	18	1955	1 single
72	72	7597	2 married
10	10	1045	3 separated, divorced

			or
			widowed
0	1		8
0	1		9 Uoplyst
100	100	10599	
Svarprocent: 100			

Var V12 1960 OCCUPATION

In omnibus no. 29, this question concerns the occupation of the respondent, not the supporter. Accordingly, this survey contains an extra category (7, married woman, not self-supporting) which is not used in the other surveys.

 [Gallup Variables.](#)

 7: Supporters occupation.

%	MD%	Antal	Kode	Kategori
20	20	2130	1	worker, unskilled
15	15	1605	2	worker, skilled
8	8	802	3	salaried employees, lower grade
11	11	1170	4	other salaried persons
12	12	1248	5	farmer, independent
12	13	1315	6	other independent
4	4	403	7	married woman, not self-supporting
13	13	1327	8	old age pensioner, disabled pensioner
5	5	518	9	other person without occupation
0		3	88	
1		78	99	Uoplyst
100	100	10599		
Svarprocent: 99				

Var V13 1960 WIFES OCCUPATION

 [Gallup Variables.](#)

 7: Housewives occupation.

%	MD%	Antal	Kode	Kategori
6	7	620	1	no housewife
17	20	1791	2	self-supporting
60	73	6383	3	not self-supporting
0		27	8	
17		1778	9	Uoplyst
100	100	10599		
Svarprocent: 83				

Var V14 1960 SUPPORTERS INCOME


 [Gallup Variables.](#)

 7: Supporters income.

%	MD%	Antal	Kode	Kategori
41	41	4389	1	less than 12.000 kroner
36	36	3849	2	12.000 - 17.999 kroner
10	10	1102	3	18.000 - 25.999 kroner
4	4	380	4	26.000 kroner or more
8	8	877	5	don't know, will not answer
0		2	9	Uoplyst
100	100	10599		

Svarprocent: 100

 **V15 1960 SOCIAL GROUP**

 [Gallup Variables.](#)

 9: Social group.

%	MD%	Antal	Kode	Kategori
71	71	7473	1	group I (lower class)
27	27	2840	2	group II (middle class)
3	3	283	3	group III (upper class)
0		3	9	Uoplyst
100	100	10599		

Svarprocent: 100

 **V16 1960 URBANIZATION**

Note that the category 'urban areas' is only used in omnibuses 3 to 7 (incl.).

 [Gallup Variables.](#)

 11: Urbanization.

%	MD%	Antal	Kode	Kategori
28	28	2981	1	capital
30	30	3210	2	provincial towns
1	1	101	3	urban areas
41	41	4300	4	rural districts
0		4	8	
0		3	9	Uoplyst
100	100	10599		

Svarprocent: 100

 **V17 1960 POLITICAL POSITION**

 [Gallup Variables.](#)


 14: Political position.

%	MD%	Antal	Kode	Kategori
21	24	2174	1	Socialdemokratiet
2	3	246	2	Radikale venstre
6	7	664	3	Konservative folkeparti
10	11	1029	4	Venstre
1	1	109	5	Retsforbundet
1	1	64	6	Kommunistiske parti
0	1	52	7	De Uafhængige, Slesvigsk Parti
2	2	181	8	Aksel Larsen = Socialistisk Folkeparti
12	14	1247	9	no right of voting
2	3	263	10	would not vote
3	4	331	11	don't know/don't know whether he will vote or not
25	29	2618	12	will not answer
15		1621	99	Uoplyst
100	100	10599		

Svarprocent: 85

 **V18 1960 FAM. COMPOSITION 1**

 [Gallup Variables.](#)

 10: Composition of family. Husband.


%	MD%	Antal	Kode	Kategori
10	11	1066	0	no husband in family
78	89	8295	1	husband in family
12		1238	9	Uoplyst
100	100	10599		

Svarprocent: 88

 **V19 1960 FAM. COMPOSITION 2**

This question is missing in omnibuses 3, 4, 5 and 7.

 [Gallup Variables.](#)

 10: Composition of family. Housewife.

%	MD%	Antal	Kode	Kategori
5	5	503	0	no housewife in family
84	95	8858	1	housewife in family
12		1238	9	Uoplyst
100	100	10599		

Svarprocent: 88

 **V20 1960 FAM. COMPOSITION 3**

This question is missing in omnibuses 3, 4, 5 and 7.

 [Gallup Variables.](#)

10: Composition of family. Children between 0 - 7 years.

% MD% Antal Kode Kategori

66 74 6968 0 no children between 0 - 7 years in family

23 26 2393 1 children between 0 - 7 years in family

12 1238 9 Uoplyst

100 100 10599

Svarprocent: 88

V21 1960 FAM. COMPOSITION 4

This question is missing in omnibuses 3, 4, 5 and 7.

 [Gallup Variables.](#)

10: Composition of family. Children between 8 - 14 years

% MD% Antal Kode Kategori

63 71 6651 0 no children between 8 - 14 years in family

26 29 2710 1 children between 8 - 14 years in family

12 1238 9 Uoplyst

100 100 10599

Svarprocent: 88

V22 1960 FAM. COMPOSITION 5

This question is missing in omnibuses 3, 4, 5 and 7.

 [Gallup Variables.](#)

10: Composition of family. Adults between 15 - 17 years.

% MD% Antal Kode Kategori

70 79 7387 0 no adults between 15 - 17 years in family


19 21 1974 1 adults between 15 - 17 years in family

12 1238 9 Uoplyst

100 100 10599

Svarprocent: 88

V23 1960 FAM. COMPOSITION 6

 [Gallup Variables.](#)

10: Composition of family. Other adults. This question is missing in omnibuses 3, 4, 5 and 7.

% MD% Antal Kode Kategori

65	74	6926	0 no other adults in family
23	26	2435	1 other adults in family
12		1238	9 Uoplyst

100	100	10599
-----	-----	-------

Svarprocent: 88**var V24 1960 SIZE OF HOUSEHOLD** [Gallup Variables.](#)

10: Size of household.

% MD% Antal Kode Kategori

9	10	979	1 1 person
22	25	2373	2 2 persons
21	24	2222	3 3 persons
20	22	2070	4 4 persons
16	18	1710	5 5 persons or more

0		2	8
12		1243	9 Uoplyst

100	100	10599
-----	-----	-------

Svarprocent: 88**var V25 1960 CAR**

This questions was only asked in omnibus nos. 3, 11, 12 and 13. The answer categories were worded differently (at least in the translation); both wordings are given below, with that from omnibus no. 3 given first followed by that of the others.

[Gallup Variables.](#)

16: Car.

% MD% Antal Kode Kategori

1	10	124	1 have a car/do personally own a car
---	----	-----	--------------------------------------



















11	90	1173	2 have not a car/do not own a car personally
----	----	------	--

88		9302	9 Uoplyst
----	--	------	-----------

100	100	10599
-----	-----	-------

Svarprocent: 12**Instrumentering****Hovedsekvens** **Main Sequence**

- [V3](#): Bus number.
- [V4](#): Document number.
- [V5](#): Sequence number.
- [V6](#): Respondent identification number.
- [V7](#): Weight variable.

-  [V8](#): 2: Week number/Omnibus number.
-  [V9](#): 5: Sex.
-  [V10](#): 6: Age.
-  [V11](#): 6: Marital status.
-  [V12](#): 7: Supporters occupation.
-  [V13](#): 7: Housewives occupation.
-  [V14](#): 7: Supporters income.
-  [V15](#): 9: Social group.
-  [V16](#): 11: Urbanization.
-  [V17](#): 14: Political position.
-  [V18](#): 10: Composition of family. Husband.
-  [V19](#): 10: Composition of family. Housewife.
-  [V20](#): 10: Composition of family. Children between 0 - 7 years.
-  [V21](#): 10: Composition of family. Children between 8 - 14 years
-  [V22](#): 10: Composition of family. Adults between 15 - 17 years.
-  [V23](#): 10: Composition of family. Other adults. This question is missing in omnibuses 3, 4, 5 and 7.
-  [V24](#): 10: Size of household.
-  [V25](#): 16: Car.

Undersekvenser

Universer

Univers

Aldersgrænser

Personer på 15 år og derover, bosiddende i private husstande.

Koncepter

Gallup Variables.

Gallup Variables.

 [V8](#) [V9](#) [V10](#) [V11](#) [V12](#) [V13](#) [V14](#) [V15](#) [V16](#) [V17](#) [V18](#) [V19](#) [V20](#) [V21](#) [V22](#) [V23](#) [V24](#) [V25](#)