

Gallup Omnibus Data 1959, omnibus nr. 50-52

DDA-443

Indholdsfortegnelse

Variabelliste

[V1 5950 DDA STUDY NUMBER](#)
[V2 5950 YEAR](#)
[V3 5950 BUS NUMBER](#)
[V4 5950 DOCUMENT NUMBER](#)
[V5 5950 SEQUENCE NUMBER](#)
[V6 5950 RESPONDENT ID](#)
[V7 5950 WEIGHT VARIABLE](#)
[V8 5950 WEEK NUMBER](#)
[V9 5950 URBANIZATION](#)
[V10 5950 SEX](#)
[V11 5950 AGE](#)
[V12 5950 MARITAL STATUS](#)
[V13 5950 RS OCCUPATION](#)
[V14 5950 FORM OF RS SALARY](#)
[V15 5950 RS INCOME](#)
[V16 5950 FAMILYS INCOME](#)
[V17 5950 SUPPORTERS STATUS](#)
[V18 5950 HOUSEWIFES STATUS](#)
[V19 5950 CHILDREN < 2 YEARS](#)
[V20 5950 FAM. COMPOSITION 1](#)
[V21 5950 FAM. COMPOSITION 2](#)
[V22 5950 FAM. COMPOSITION 3](#)
[V23 5950 FAM. COMPOSITION 4](#)
[V24 5950 FAM. COMPOSITION 5](#)
[V25 5950 FAM. COMPOSITION 6](#)
[V26 5950 NUMBER OF ADULTS](#)
[V27 5950 NUMBER OF CHILDREN](#)
[V28 5950 SIZE OF HOUSEHOLD](#)
[V29 5950 SOCIAL GROUP](#)
[V30 5950 POLITICAL POSITION1](#)
[V31 5950 POLITICAL POSITION2](#)
[V32 5950 TYPE OF HOME](#)
[V33 5950 GARDEN](#)
[V34 5950 CINEMA 1](#)
[V35 5950 CINEMA 2](#)

Variabler

V1 5950 DDA STUDY NUMBER

Double (0 decimaler)



Gyldige	953
Manglende	0
Minimum	251
Maximum	251
Gennemsnit	251

Median 251
Standardafvigelse 0

var V2 5950 YEAR

Double (0 decimaler)



Gyldige 953
Manglende 0
Minimum 1959
Maximum 1959
Gennemsnit 1959
Median 1959
Standardafvigelse 0

var V3 5950 BUS NUMBER

This variable is identical to V8. 00001480

Bus number.

% MD% Antal Kode Kategori

35	35	330	50 omnibus no. 50
31	31	299	51 omnibus no. 51
34	34	324	52 omnibus no. 52

100 100 953

Svarprocent: 100

var V4 5950 DOCUMENT NUMBER

The variable has the value 01 in every case. 00001570

Document number.

Double (0 decimaler)



Gyldige 953
Manglende 0
Minimum 1
Maximum 1
Gennemsnit 1
Median 1
Standardafvigelse 0

var V5 5950 SEQUENCE NUMBER

The variable consists of the serial numbers of the respond00001600 ents, within the individual omnibuses. 00001610

Sequence number.

Double (0 decimaler)



Gyldige 953
Manglende 0
Minimum 1
Maximum 330
Gennemsnit 160
Median 159
Standardafvigelse 92

var V6 5950 RESPONDENT ID

The identification number was constructed at the DDA 00001640 due to a missing identification of the respondents. 00001650

Respondent identification number.

Double (0 decimaler)



Gyldige	953
Manglende	0
Minimum	1
Maximum	330
Gennemsnit	160
Median	159
Standardafvigelse	92

var V7 5950 WEIGHT VARIABLE

This variable was generated by the DDA. Its value for a 00001680 given case indicates the number of times that case occurred 00001690 in the original (card weighted) data file. 00001700

Weight variable.

% MD% Antal Kode Kategori

74	74	708	1 the case occurred once
25	25	243	2 the case occurred 2 times
0	0	0	3 the case occurred 3 times
0	0	2	4 the case occurred 4 times

100 100 953

Svarprocent: 100

var V8 5950 WEEK NUMBER

As given by the Gallup Institute. 00001820

[Gallup Variables.](#)

2 : Week number.

% MD% Antal Kode Kategori

35	35	330	50 week no. 50
31	31	299	51 week no. 51
34	34	324	52 week no. 52

100 100 953

Svarprocent: 100

var V9 5950 URBANIZATION

[Gallup Variables.](#)

5: Urbanization.

% MD% Antal Kode Kategori


30	30	286	1 capital
35	35	329	2 provincial towns
5	5	44	3 urban areas

30	31	290	4 rural districts
0		4	8
100	100	953	

Svarprocent: 100

Var V10 5950 SEX

 [Gallup Variables.](#)


 8A: Sex.

% MD% Antal Kode Kategori			
40	40	380	1 man
60	60	572	2 woman
0		1	8
100	100	953	

Svarprocent: 100

Var V11 5950 AGE

 [Gallup Variables.](#)

 8B: Age.

% MD% Antal Kode Kategori			
5	5	51	1 15 - 17 years
11	11	104	2 18 - 24 years
12	12	116	3 25 - 30 years
19	19	177	4 31 - 40 years
19	19	184	5 41 - 50 years
16	16	151	6 51 - 60 years
17	17	166	7 61 years or more
0		4	8
100	100	953	

Svarprocent: 100

Var V12 5950 MARITAL STATUS


 [Gallup Variables.](#)

 8C: Marital status.

% MD% Antal Kode Kategori			
17	17	162	1 single
72	72	688	2 married
11	11	102	3 separated, divorced or widowed
0		1	8
100	100	953	

Svarprocent: 100

Var V13 5950 RS OCCUPATION

 [Gallup Variables.](#)

9A: Respondents occupation.

%	MD	%	Antal	Kode	Kategori
18	19	176	1		worker, unskilled
10	10	99	2		worker, skilled
7	7	71	3		salaried employees, lower grade
5	5	50	4		other salaried persons
3	3	28	5		farmer, independent
5	5	52	6		other independent
36	36	341	7		married woman, not self-supporting
8	8	72	8		old age pensioner, disabled pensioner
6	6	59	9		other person without occupation
1			5		88

100 100 953

Svarprocent: 99

Var V14 5950 FORM OF RS SALARY

 [Gallup Variables.](#)

9B: Form of own salary.

%	MD	%	Antal	Kode	Kategori
23	38	223	1		hour-, day-, week-salary
25	41	237	2		month-salary
13	21	120	3		other form of salary
39			373		9 Uoplyst

100 100 953

Svarprocent: 61

Var V15 5950 RS INCOME

 [Gallup Variables.](#)

10A: Own income.

%	MD	%	Antal	Kode	Kategori
39	39	375	1		no income
42	42	404	2		less than 12.000 kroner
13	13	126	3		12.000 - 17.999

				kroner
2	2	22	4	18.000 - 25.999 kroner
1	1	7	5	26.000 kroner or more
2	2	18	6	don't know, will not answer
0		1	8	

100 100 953

Svarprocent: 100

V16 5950 FAMILYS INCOME

[Gallup Variables.](#)

10B: Income of family.

% MD% Antal Kode Kategori

43	43	406	1	less than 12.000 kroner
34	34	327	2	12.000 - 17.999 kroner
11	11	107	3	18.000 - 25.999 kroner
3	3	26	4	26.000 or more
9	9	86	5	don't know, will not answer
0		1	8	

100 100 953

Svarprocent: 100

V17 5950 SUPPORTERS STATUS

[Gallup Variables.](#)

11A: Occupational status for head of family:

% MD% Antal Kode Kategori

26	28	248	1	worker, unskilled
15	16	146	2	worker, skilled
7	8	71	3	salaried employees, lower grade
12	13	113	4	other salaried persons
10	10	93	5	farmer, independent
13	14	123	6	other independents
0	0	0	7	old age pensioner
11	12	104	8	other persons without

			occupation
1	6	88	
5	49	99	Uoplyst
100	100	953	

Svarprocent: 94

var V18 5950 HOUSEWIFES STATUS


 [Gallup Variables.](#)


 11B: Housewives occupation.

% MD%	Antal	Kode	Kategori
7	7	68	1 no housewife
21	21	201	2 self-supporting
71	72	681	3 not self-supporting
0		3	8
100	100	953	

Svarprocent: 100

var V19 5950 CHILDREN < 2 YEARS


 [Gallup Variables.](#)


 12A: Are there any children less than two years of age in the family?

% MD%	Antal	Kode	Kategori
11	11	103	1 yes
89	89	845	2 no
0		3	8
0		2	9 Uoplyst
100	100	953	

Svarprocent: 99

var V20 5950 FAM. COMPOSITION 1


 [Gallup Variables.](#)


 12B: Composition of family. Husband.

% MD%	Antal	Kode	Kategori
12	12	111	0 no husband in family
88	88	839	1 husband in family
0		3	9 Uoplyst
100	100	953	

Svarprocent: 100

var V21 5950 FAM. COMPOSITION 2

 [Gallup Variables.](#)

 12B: Composition of family. Housewife.


% MD%	Antal	Kode	Kategori
7	7	66	0 no housewife in family
93	93	884	1 housewife in family
0		3	9 Uoplyst

100 100 953

Svarprocent: 100

V22 5950 FAM. COMPOSITION 3

 [Gallup Variables.](#)

 12B: Composition of family. Children between 0 - 7 years.

% MD% Antal Kode Kategori

73 73 698 0 no children between 0 - 7 years in family

26 27 252 1 children between 0 - 7 years in family


0 3 9 Uoplyst

100 100 953

Svarprocent: 100

V23 5950 FAM. COMPOSITION 4

 [Gallup Variables.](#)

 12B: Composition of family. Children between 8 - 14 years.

% MD% Antal Kode Kategori

71 71 677 0 no children between 8 - 14 years in family

29 29 273 1 children between 8 - 14 years in family


0 3 9 Uoplyst

100 100 953

Svarprocent: 100

V24 5950 FAM. COMPOSITION 5

 [Gallup Variables.](#)

 12B: Composition of family. Adults between 15 - 17 years.

% MD% Antal Kode Kategori

82 82 780 0 no adults between 15 - 17 years in family

18 18 170 1 adults between 15 - 17 years in family

0 3 9 Uoplyst

100 100 953

Svarprocent: 100

Var V25 5950 FAM. COMPOSITION 6 [Gallup Variables.](#)

12B: Composition of family. Other adults.

% MD% Antal Kode Kategori

73	74	700	0 no other adults in family
26	26	250	1 other adults in family
0		3	9 Uoplyst

100 100 953

Svarprocent: 100**Var V26 5950 NUMBER OF ADULTS** [Gallup Variables.](#)

12C: Number of adults (15 years or more).

% MD% Antal Kode Kategori

11	11	108	1 1 person
56	56	534	2 2 persons
22	22	205	3 3 persons
11	11	103	4 4 persons or more
0		3	8

100 100 953

Svarprocent: 100**Var V27 5950 NUMBER OF CHILDREN** [Gallup Variables.](#)

13A: Number of children less than 15 years of age.

% MD% Antal Kode Kategori

21	48	201	1 1 child
16	37	154	2 2 children
5	11	45	3 3 children
2	5	20	4 at least 4 children
1		5	8
55		528	9 Uoplyst

100 100 953

Svarprocent: 44**Var V28 5950 SIZE OF HOUSEHOLD** [Gallup Variables.](#)

13B: Size of household.

% MD% Antal Kode Kategori

11	11	104	1 1 person
27	27	259	2 2 persons
25	25	240	3 3 persons
21	21	198	4 4 persons
16	16	148	5 at least 5 persons
0		4	8

100 100 953

Svarprocent: 100

var V29 5950 SOCIAL GROUP [Gallup Variables.](#) 13C: Social group.**% MD% Antal Kode Kategori**


74	74	704	1 group I (lower class)
24	25	233	2 group II (middle class)
1	1	13	3 group III (upper class)
0		1	8
0		2	9 Uoplyst

100 100 953

Svarprocent: 100**var V30 5950 POLITICAL POSITION1** [Gallup Variables.](#) 14: Did you vote at the latest election? - (If yes) At which political party?**% MD% Antal Kode Kategori**

32	32	302	1 Socialdemokratiet
3	3	27	2 Radikale Venstre
9	9	86	3 Konservative Folkeparti
11	11	109	4 Venstre
2	2	20	5 Retsforbundet
1	1	9	6 Kommunistisk Parti
0	0	3	7 other
4	4	38	8 don't remember
17	17	163	9 had no right of voting
3	3	29	10 would not vote
3	3	27	11 did not vote for other reasons
14	14	136	12 will not answer
0		4	88

100 100 953

Svarprocent: 100**var V31 5950 POLITICAL POSITION2** [Gallup Variables.](#) 15: If a general election was held tomorrow, which party would you then vote for?**% MD% Antal Kode Kategori**

30	30	288	1 Socialdemokratiet
3	3	25	2 Radikale Venstre
8	8	78	3 Konservative Folkeparti
11	11	103	4 Venstre
2	2	15	5 Retsforbundet
0	0	4	6 Kommunistisk Parti
0	0	3	7 other
0	0	2	8 Socialistisk

			Folkeparti (Aksel Larsen)
13	13	122	9 no right of voting
3	3	24	10 will not vote/don't know the party
15	15	144	11 don't know whether he will vote or not
15	15	142	12 will not answer
0		3	88
100	100	953	
Svarprocent: 100			

Var V32 5950 TYPE OF HOME

 [Gallup Variables.](#)


 16A: Type of home.

% MD%	Antal	Kode	Kategori
37	37	350	1 own house or farm
4	4	41	2 rented house or farm
9	9	88	3 a flat in a house
46	46	440	4 a flat in block
3	3	28	5 lodgers
0		4	8
0		2	9 Uoplyst
100	100	953	
Svarprocent: 99			

Var V33 5950 GARDEN

The answer category 'both' was constructed by the DDA. 00005540


 [Gallup Variables.](#)

 16B: Do the household own:

% MD%	Antal	Kode	Kategori
44	87	417	1 garden
2	5	23	2 week-end cottage
4	8	39	3 both
50		474	9 Uoplyst
100	100	953	
Svarprocent: 50			

Var V34 5950 CINEMA 1

 [Gallup Variables.](#)

 16C: Do you sometimes go to the cinema? - (If yes) Have you been there during the last 14 days?

% MD%	Antal	Kode	Kategori
17	17	165	1 never goes to the cinema
57	57	545	2 have not been

25	25	243	3	there during the last 14 days
				have been there during the last 14 days

100 100 953

Svarprocent: 100

V35 5950 CINEMA 2

[Gallup Variables.](#)

16C: Do you sometimes go to the cinema? - (If yes) Have you been there during the last 8 days?

% MD% Antal Kode Kategori

17	40	165	1	never goes to the cinema
12	27	112	2	have not been there during the last 8 days
14	32	131	3	have been there during the last 8 days
57		545	9	Uoplyst

100 100 953
















Svarprocent: 43

Instrumentering

Hovedsekvens

Main Sequence

- [V3](#): Bus number.
- [V4](#): Document number.
- [V5](#): Sequence number.
- [V6](#): Respondent identification number.
- [V7](#): Weight variable.
- [V8](#): 2 : Week number.
- [V9](#): 5: Urbanization.
- [V10](#): 8A: Sex.
- [V11](#): 8B: Age.
- [V12](#): 8C: Marital status.
- [V13](#): 9A: Respondents occupation.
- [V14](#): 9B: Form of own salary.
- [V15](#): 10A: Own income.
- [V16](#): 10B: Income of family.
- [V17](#): 11A: Occupational status for head of family:
- [V18](#): 11B: Housewives occupation.
- [V19](#): 12A: Are there any children less than two years of age in the family?
- [V20](#): 12B: Composition of family. Husband.

-  [V21](#): 12B: Composition of family. Housewife.
-  [V22](#): 12B: Composition of family. Children between 0 - 7 years.
-  [V23](#): 12B: Composition of family. Children between 8 - 14 years.
-  [V24](#): 12B: Composition of family. Adults between 15 - 17 years.
-  [V25](#): 12B: Composition of family. Other adults.
-  [V26](#): 12C: Number of adults (15 years or more).
-  [V27](#): 13A: Number of children less than 15 years of age.
-  [V28](#): 13B: Size of household.
-  [V29](#): 13C: Social group.
-  [V30](#): 14: Did you vote at the latest election? - (If yes) At which political party?
-  [V31](#): 15: If a general election was held tomorrow, which party would you then vote for?
-  [V32](#): 16A: Type of home.
-  [V33](#): 16B: Do the household own:
-  [V34](#): 16C: Do you sometimes go to the cinema? - (If yes) Have you been there during the last 14 days?
-  [V35](#): 16C: Do you sometimes go to the cinema? - (If yes) Have you been there during the last 8 days?

Undersekvenser

Universer

Univers



Aldersgrænser

Personer på 15 år og derover, bosiddende i private husstande.

Koncepter



Gallup Variables.

Gallup Variables.

 [V8](#) [V9](#) [V10](#) [V11](#) [V12](#) [V13](#) [V14](#) [V15](#) [V16](#) [V17](#) [V18](#) [V19](#) [V20](#) [V21](#) [V22](#) [V23](#) [V24](#) [V25](#) [V26](#) [V27](#) [V28](#) [V29](#)
[V30](#) [V31](#) [V32](#) [V33](#) [V34](#) [V35](#)