

Gallup Omnibus Data 1960, omnibus nr. 47

DDA-456

Indholdsfortegnelse

Variabelliste

[V1 6047 DDA STUDY NUMBER](#)
[V2 6047 YEAR](#)
[V3 6047 BUS NUMBER](#)
[V4 6047 DOCUMENT NUMBER](#)
[V5 6047 SEQUENCE NUMBER](#)
[V6 6047 RESPONDENT ID](#)
[V7 6047 WEIGHT VARIABLE](#)
[V8 6047 WEEK NUMBER](#)
[V9 6047 SEX](#)
[V10 6047 AGE](#)
[V11 6047 MARITAL STATUS](#)
[V12 6047 OCCUPATION](#)
[V13 6047 WIFES OCCUPATION](#)
[V14 6047 SUPPORTERS INCOME](#)
[V15 6047 SOCIAL GROUP](#)
[V16 6047 URBANIZATION](#)
[V17 6047 POLITICAL POSITION](#)
[V18 6047 FAM. COMPOSITION 1](#)
[V19 6047 FAM. COMPOSITION 2](#)
[V20 6047 FAM. COMPOSITION 3](#)
[V21 6047 FAM. COMPOSITION 4](#)
[V22 6047 FAM. COMPOSITION 5](#)
[V23 6047 FAM. COMPOSITION 6](#)
[V24 6047 SIZE OF HOUSEHOLD](#)
[V25 6047 CAR](#)
[V26 6047 LEISURE OR MONEY](#)
[V27 6047 CHRISTMAS GIFTS](#)

Variabler

V1 6047 DDA STUDY NUMBER

Double (0 decimaler)



Gyldige	372
Manglende	0
Minimum	456
Maximum	456
Gennemsnit	456
Median	456
Standardafvigelse	0

V2 6047 YEAR

Double (0 decimaler)



Gyldige	372
Manglende	0
Minimum	1960
Maximum	1960
Gennemsnit	1960
Median	1960
Standardafvigelse	0

Var V3 6047 BUS NUMBER

Bus number.

% MD% Antal Kode Kategori

100 100 372 47 omnibus
no. 47

100

Svarprocent: 100

Var V4 6047 DOCUMENT NUMBER

The variable has the value 01 in every case. 00001520

Document number.

Double (0 decimaler)



Gyldige	372
Manglende	0
Minimum	1
Maximum	1
Gennemsnit	1
Median	1
Standardafvigelse	0

Var V5 6047 SEQUENCE NUMBER

The variable consists of the serial numbers of the respond00001550 ents, within the individual omnibuses, in the original data 00001560 file. 00001570

Sequence number.

Double (0 decimaler)



Gyldige	372
Manglende	0
Minimum	1
Maximum	547
Gennemsnit	272
Median	276
Standardafvigelse	158

Var V6 6047 RESPONDENT ID

The identification number was constructed in the DDA 00001600 due to a missing identification of the respondents. 00001610

Respondent identification number.

Double (0 decimaler)




Gyldige	372
Manglende	0
Minimum	1

Maximum	372
Gennemsnit	186
Median	186
Standardafvigelse	108

Var V7 6047 WEIGHT VARIABLE

This variable was generated by the DDA. Its value indicates 00001640 the number of times a given case occurred in the original 00001650 card weighted data file. The duplicate cases have been removed 00001660 on the basis of a comparison of V6. 00001670

 Weight variable

% MD% Antal Kode Kategori

65	65	243	1 the case occurred once
24	24	91	2 the case occurred 2 times
8	8	30	3 the case occurred 3 times
2	2	7	4 the case occurred 4 times
0	0	1	5 the case occurred 5 times

100 100 372

Svarprocent: 100

Var V8 6047 WEEK NUMBER

This number is the same as the one used to identify the 00001810 omnibus. It is described here as a week number because the 00001820 Danish Gallup Institute at this time normally identified 00001830 their omnibuses by the number of the week in which they were 00001840 collected. 00001850

 [Gallup Variables.](#)

 2: Week number.


Double (0 decimaler)



Gyldige	372
Manglende	0
Minimum	47
Maximum	47
Gennemsnit	47
Median	47
Standardafvigelse	0

Var V9 6047 SEX

 [Gallup Variables.](#)


 5: Sex.

% MD% Antal Kode Kategori

47	47	175	1 man
53	53	197	2 woman

100 100 372

Svarprocent: 100

Var V10 6047 AGE [Gallup Variables.](#) 6A: Age.**% MD% Antal Kode Kategori**

9	9	32	1 15 - 17 years
13	13	48	2 18 - 24 years
10	10	37	3 25 - 30 years
15	15	56	4 31 - 40 years
19	19	71	5 41 - 50 years
20	20	73	6 51 - 60 years
15	15	55	7 61 years or more

100 100 372

Svarprocent: 100**Var V11 6047 MARITAL STATUS** [Gallup Variables.](#) 6B: Marital status.**% MD% Antal Kode Kategori**

24	24	91	1 single
64	64	239	2 married
11	11	42	3 separated, divorced or widowed

100 100 372

Svarprocent: 100**Var V12 6047 OCCUPATION** [Gallup Variables.](#) 7A: Supporters occupation.**% MD% Antal Kode Kategori**

20	20	75	1 worker, unskilled
17	17	63	2 worker, skilled
6	6	22	3 salaried employees, lower grade
11	11	41	4 other salaried persons
16	16	60	5 farmer, independent
14	14	53	6 other independent
0	0	0	7 married woman, not self- supporting
9	9	35	8 old age pensioner, disabled


6	6	23	pensioner
			9 other person without occupation

100	100	372
-----	-----	-----

Svarprocent: 100

var V13 6047 WIFES OCCUPATION

 [Gallup Variables.](#)

 7B: Housewives occupation.

% MD%	Antal	Kode	Kategori
10	10	36	1 no housewife
19	19	70	2 self-supporting
71	71	265	3 not self-supporting
0		1	9 Uoplyst

100	100	372
-----	-----	-----

Svarprocent: 100

var V14 6047 SUPPORTERS INCOME

 [Gallup Variables.](#)

 8: Supporters income.

% MD%	Antal	Kode	Kategori
43	43	160	1 less than 12.000 kroner
34	34	127	2 12.000 - 17.999 kroner
12	12	44	3 18.000 - 25.999 kroner
4	4	16	4 26.000 kroner or more
7	7	25	5 don't know, will not answer

100	100	372
-----	-----	-----

Svarprocent: 100

var V15 6047 SOCIAL GROUP

 [Gallup Variables.](#)

 9: Social group.

% MD%	Antal	Kode	Kategori
75	75	279	1 group I (lower class)
24	24	89	2 group II (middle class)
1	1	4	3 group III (upper class)

100	100	372
-----	-----	-----

Svarprocent: 100

Var V16 6047 URBANIZATION

 [Gallup Variables.](#)

 11: Urbanization.


% MD% Antal Kode Kategori

23	23	85	1 capital
39	39	145	2 provincial towns
0	0	0	3 urban areas
38	38	142	4 rural districts

100 100 372

Svarprocent: 100

Var V17 6047 POLITICAL POSITION

 [Gallup Variables.](#)

 14: Political position.

% MD% Antal Kode Kategori


30	30	113	1 Socialdemokratiet
3	3	10	2 Radikale venstre
10	10	36	3 Konservative folkeparti
14	14	52	4 Venstre
1	1	2	5 Retsforbundet
0	0	1	6 Kommunistiske parti
1	1	2	7 De Uafhængige, Slesvigsk Parti
1	1	2	8 Aksel Larsen = Socialistisk Folkeparti
19	19	71	9 no right of voting
2	2	7	10 would not vote
2	2	7	11 don't know/don't know whether he will vote or not
19	19	69	12 will not answer

100 100 372

Svarprocent: 100

Var V18 6047 FAM. COMPOSITION 1

 [Gallup Variables.](#)

 10: Composition of family. Husband.


% MD% Antal Kode Kategori

14	14	53	0 no husband in family
86	86	319	1 husband in family

100 100 372

Svarprocent: 100

Var V19 6047 FAM. COMPOSITION 2

 [Gallup Variables.](#)

10: Composition of family. Housewife.

% MD% Antal Kode Kategori

8	8	28	0 no housewife in family
92	92	344	1 housewife in family

100 100 372

Svarprocent: 100

V20 6047 FAM. COMPOSITION 3

 [Gallup Variables.](#)

10: Composition of family. Children between 0 - 7 years.

% MD% Antal Kode Kategori

81	81	302	0 no children between 0 - 7 years in family
19	19	70	1 children between 0 - 7 years in family

100 100 372

Svarprocent: 100

V21 6047 FAM. COMPOSITION 4

 [Gallup Variables.](#)

10: Composition of family. Children between 8 - 14 years

% MD% Antal Kode Kategori

75	75	280	0 no children between 8 - 14 years in family
25	25	92	1 children between 8 - 14 years in family

100 100 372

Svarprocent: 100

V22 6047 FAM. COMPOSITION 5

 [Gallup Variables.](#)

10: Composition of family. Adults between 15 - 17 years.

% MD% Antal Kode Kategori

75	75	280	0 no adults between 15 - 17 years in family
25	25	92	1 adults between 15 - 17 years in


family

100 100 372

Svarprocent: 100

Var V23 6047 FAM. COMPOSITION 6

 [Gallup Variables.](#)

 10: Composition of family. Other adults.

% MD% Antal Kode Kategori


72	72	267	0 no other adults in family
28	28	105	1 other adults in family

100 100 372

Svarprocent: 100

Var V24 6047 SIZE OF HOUSEHOLD

 [Gallup Variables.](#)

 10: Size of household.

% MD% Antal Kode Kategori


13	13	50	1 1 person
26	26	97	2 2 persons
26	26	95	3 3 persons
21	21	77	4 4 persons
14	14	53	5 5 persons or more

100 100 372

Svarprocent: 100

Var V25 6047 CAR

 [Gallup Variables.](#)

 16: Car.

% MD% Antal Kode Kategori


0	0	0	1 have a car
0	0	0	2 have not a car
100		372	9 Uoplyst

100 100 372

Svarprocent: 100

Var V26 6047 LEISURE OR MONEY

 [Special questions, Omnibus no. 47.](#)

 36: If you should choose between a raise in pay of a certain amount or an equivalent decrease of working hours, which would you choose?

% MD% Antal Kode Kategori

42	42	155	1 raise in pay
30	30	110	2 decrease of working hours
29	29	107	3 don't know


100 100 372

100 100 372

Svarprocent: 100

V27 6047 CHRISTMAS GIFTS

 [Special questions, Omnibus no. 47.](#)

 37: Christmas is coming soon. Approximately how much have you decided to use for christmas gifts this year?

% MD% Antal Kode Kategori

2	2	6	1 nothing
3	3	12	2 less than 50,00 kroner
19	19	72	3 50,00 - 100,00 kroner
6	6	21	4 101,00 - 150,00 kroner
11	11	42	5 151,00 - 200,00 kroner
2	2	7	6 201,00 - 250,00 kroner
5	5	20	7 251,00 - 300,00 kroner
0	0	1	8 301,00 - 350,00 kroner
2	2	9	9 351,00 - 400,00 kroner
6	6	22	10 more than 400,00 kroner
43	43	160	11 don't know - not thought about it












100 100 372















Svarprocent: 100

Instrumentering

Hovedsekvens

 **Main Sequence**

-  [V3](#): Bus number.
-  [V4](#): Document number.
-  [V5](#): Sequence number.
-  [V6](#): Respondent identification number.
-  [V7](#): Weight variable
-  [V8](#): 2: Week number.
-  [V9](#): 5: Sex.
-  [V10](#): 6A: Age.
-  [V11](#): 6B: Marital status.
-  [V12](#): 7A: Supporters occupation.
-  [V13](#): 7B: Housewives occupation.

-  [V14](#): 8: Supporters income.
-  [V15](#): 9: Social group.
-  [V16](#): 11: Urbanization.
-  [V17](#): 14: Political position.
-  [V18](#): 10: Composition of family. Husband.
-  [V19](#): 10: Composition of family. Housewife.
-  [V20](#): 10: Composition of family. Children between 0 - 7 years.
-  [V21](#): 10: Composition of family. Children between 8 - 14 years
-  [V22](#): 10: Composition of family. Adults between 15 - 17 years.
-  [V23](#): 10: Composition of family. Other adults.
-  [V24](#): 10: Size of household.
-  [V25](#): 16: Car.
-  [V26](#): 36: If you should choose between a raise in pay of a certain amount or an equivalent decrease of working hours, which would you choose?
-  [V27](#): 37: Christmas is coming soon. Approximately how much have you decided to use for christmas gifts this year?

Undersekvenser

Universer

Univers



Aldersgrænser

Personer på 15 år og derover, bosiddende i private husstande.

Koncepter



Gallup Variables.

Gallup Variables.

 [V8](#) [V9](#) [V10](#) [V11](#) [V12](#) [V13](#) [V14](#) [V15](#) [V16](#) [V17](#) [V18](#) [V19](#) [V20](#) [V21](#) [V22](#) [V23](#) [V24](#) [V25](#)



Special questions, Omnibus no. 47.

Special questions, Omnibus no. 47.

 [V26](#) [V27](#)