

# Gallup Omnibus Data 1974

## DDA-266

### Indholdsfortegnelse

### Variabelliste

<a href="#">V1 1974 DDA STUDY NUMBER</a>
<a href="#">V2 1974 YEAR</a>
<a href="#">V3 1974 BUS NUMBER</a>
<a href="#">V4 1974 DOCUMENT NUMBER</a>
<a href="#">V5 1974 SEQUENCE NUMBER</a>
<a href="#">V6 1974 RESPONDENT ID</a>
<a href="#">V7 1974 WEIGHT VARIABLE</a>
<a href="#">V8 1974 AREA</a>
<a href="#">V9 1974 SEX</a>
<a href="#">V10 1974 AGE</a>
<a href="#">V11 1974 MARITAL STATUS</a>
<a href="#">V12 1974 OCCUPATION</a>
<a href="#">V13 1974 EDUCATION</a>
<a href="#">V14 1974 GROSS INCOME</a>
<a href="#">V15 1974 GROSS FAMILY INCOME</a>
<a href="#">V16 1974 HEADS OCCUPATION</a>
<a href="#">V17 1974 SIZE OF HOUSEHOLD</a>
<a href="#">V18 1974 ACCOMODATION</a>
<a href="#">V19 1974 NUMBER OF CHILDREN</a>
<a href="#">V20 1974 CHILDREN,0-2 YEARS</a>
<a href="#">V21 1974 CHILDREN,2-6 YEARS</a>
<a href="#">V22 1974 CHILDREN,6-15 YEARS</a>
<a href="#">V23 1974 NUMBER OF ADULTS</a>
<a href="#">V24 1974 STATUS IN HOUSEHOLD</a>
<a href="#">V25 1974 STATUS OF HOUSEWIFE</a>
<a href="#">V26 1974 POLLING</a>

### Variabler

<div><div><div></div><div></div></div><div><div>V1</div><div>1974 DDA STUDY NUMBER</div></div></div> <div><div><div></div><div></div></div><div>Double (0 decimaler)</div></div> <div><div><div></div><div></div></div><div><div><div>Gyldige</div><div>19322</div></div><div><div>Manglende</div><div>0</div></div><div><div>Minimum</div><div>266</div></div><div><div>Maximum</div><div>266</div></div><div><div>Gennemsnit</div><div>266</div></div><div><div>Median</div><div>266</div></div><div><div>Standardafvigelse</div><div>0</div></div></div></div>
<div><div><div></div><div></div></div><div><div>V2</div><div>1974 YEAR</div></div></div> <div><div><div></div><div></div></div><div>Double (0 decimaler)</div></div> <div><div><div></div><div></div></div><div><div><div>Gyldige</div><div>19322</div></div><div><div>Manglende</div><div>0</div></div><div><div>Minimum</div><div>1974</div></div><div><div>Maximum</div><div>1974</div></div></div></div>

Gennemsnit	1974
Median	1974
Standardafvigelse	0

### **V3 1974 BUS NUMBER**

The datafile consists of 14 parts (omnibuses), which are 00001560 numbered 02-15. 00001570

 Bus Number.

#### **% MD% Antal Kode Kategori**

5	5	902	2 omnibus no. 2
7	7	1429	3 omnibus no. 3
8	8	1492	4 omnibus no. 4
7	7	1375	5 omnibus no. 5
7	7	1343	6 omnibus no. 6
7	7	1354	7 omnibus no. 7
7	7	1394	8 omnibus no. 8
8	8	1484	9 omnibus no. 9
8	8	1491	10 omnibus no. 10
8	8	1480	11 omnibus no. 11
8	8	1460	12 omnibus no. 12
7	7	1365	13 omnibus no. 13
7	7	1393	14 omnibus no. 14
7	7	1360	15 omnibus no. 15


100 100 19322

**Svarprocent:** 100

### **V4 1974 DOCUMENT NUMBER**

The variable has the value 01 in every case. 00001890

 Document Number.

 Double (0 decimaler)




Gyldige	19322
Manglende	0
Minimum	0
Maximum	1
Gennemsnit	1
Median	1
Standardafvigelse	0

### **V5 1974 SEQUENCE NUMBER**

The variable consists of the serial numbers of the respondents, within the individual omnibuses. 00001930

 Sequence Number.

 Double (0 decimaler)





Gyldige	19322
Manglende	0
Minimum	1
Maximum	2002
Gennemsnit	974
Median	959
Standardafvigelse	574

### **V6 1974 RESPONDENT ID**

The identifications of the respondents as given by Gallup. 00001980

 [Gallup Variables.](#)

 Respondent Identification.

 Double (0 decimaler)



Gyldige	19322
Manglende	0
Minimum	1
Maximum	2250
Gennemsnit	742
Median	728
Standardafvigelse	447

#### **V7 1974 WEIGHT VARIABLE**

The variable has been generated by the DDA. Its value 00002010 indicates the number of times a given case appeared in 00002020 the original (card weighted) data file. 00002030

 [Gallup Variables.](#)

 Weight variable

##### **% MD% Antal Kode Kategori**


68	68	13157	1 the case appeared once
25	25	4913	2 the case appeared twice
5	5	901	3 the case appeared three times
2	2	303	4 the case appeared four times
0	0	19	5 the case appeared five times
0	0	15	6 the case appeared six times
0	0	8	7 the case appeared seven times
0	0	3	8 the case appeared eight times
0	0	1	9 the case appeared nine times
0	0	2	11 the case appeared eleven times

100 100 19322

**Svarprocent:** 100

#### **V8 1974 AREA**

 [Gallup Variables.](#)

 8: Area.

##### **% MD% Antal Kode Kategori**


20	20	3922	1 CAPITAL
8	8	1528	2 SUBURBS
32	32	6168	3 URBAN, OTHER
40	40	7648	4 RURAL DISTRICTS
0		2	8
0		54	9 Uoplyst

100 100 19322

**Svarprocent:** 100

#### **V9 1974 SEX**


 [Gallup Variables.](#)

 12A: Sex.

**% MD% Antal Kode Kategori**

43	43	8228	1 male
57	57	11038	2 female
0		2	8
0		54	9 Uoplyst

100	100	19322
-----	-----	-------

**Svarprocent:** 100**Var V10 1974 AGE** [Gallup Variables.](#) 12B: Age.**% MD% Antal Kode Kategori**


8	8	1464	1 15-19 years
8	8	1522	2 20-24 years
11	11	2143	3 25-29 years
16	16	3171	4 30-39 years
15	15	2937	5 40-49 years
23	23	4491	6 50-64 years
18	18	3536	7 65 years or over
0		3	8
0		55	9 Uoplyst

100	100	19322
-----	-----	-------

**Svarprocent:** 100**Var V11 1974 MARITAL STATUS** [Gallup Variables.](#) 12C: Marital Status.**% MD% Antal Kode Kategori**

17	17	3200	1 single
71	71	13716	2 married
12	12	2348	3 formerly married
0		2	8
0		56	9 Uoplyst

100	100	19322
-----	-----	-------

**Svarprocent:** 100**Var V12 1974 OCCUPATION** [Gallup Variables.](#) 13: Respondents Occupational Status:**% MD% Antal Kode Kategori**


14	14	2698	1 worker, unskilled manual
8	8	1619	2 worker, skilled manual
14	14	2638	3 employee, salaried lower
6	6	1223	4 employee, salaried higher, managerial
4	4	857	5 independent farmer
2	2	407	6 independent retailer or master artisan
3	3	536	7 independent, other (self-employed)
9	9	1754	8 apprentice,

			pupil, student etc.
17	17	3227	9 retired or other person without an occupation
22	22	4296	10 married woman without an occupation
0		7	88
0		60	99 Uoplyst
100	100	19322	

**Svarprocent:** 100

#### **V13 1974 EDUCATION**

 [Gallup Variables.](#)

 14A: Education:

##### **% MD% Antal Kode Kategori**

70	70	13465	1 elementary school
21	21	4095	2 junior high school (secondary school)
8	8	1574	3 college/university/higher education
1	1	129	4 refused
0		1	8
0		58	9 Uoplyst


100	100	19322
-----	-----	-------

**Svarprocent:** 100

#### **V14 1974 GROSS INCOME**

Gross income is total income before taxation 00003230

 [Gallup Variables.](#)

 14B: Respondents Gross Income:

##### **% MD% Antal Kode Kategori**

21	24	4112	1 none
10	12	1982	2 1.000-11.999 D.kr.
13	15	2539	3 12.000-19.999 D.kr.
9	10	1660	4 20.000-29.999 D.kr.
8	9	1528	5 30.000-39.999 D.kr.
10	11	1900	6 40.000-49.999 D.kr.
13	15	2531	7 50.000-79.999 D.kr.
5	6	972	8 80.000 D.kr. or more
0		8	88
11		2090	99 Uoplyst

100	100	19322
-----	-----	-------

**Svarprocent:** 89

#### **V15 1974 GROSS FAMILY INCOME**

Gross income is total income before taxation. 00003460

 [Gallup Variables.](#)

 15: Total Family Income (Gross)

##### **% MD% Antal Kode Kategori**

1	1	288	1 -11.999 D.kr.
8	8	1484	2 12.000-19.999


			D.kr.
8	8	1542	3 20.000-29.999 D.kr.
6	6	1211	4 30.000-39.999 D.kr.
9	9	1711	5 40.000-49.999 D.kr.
13	13	2566	6 50.000-64.999 D.kr.
10	10	1912	7 65.000-79.999 D.kr.
11	11	2083	8 80.000-99.999 D.kr.
12	12	2232	9 100.000 D.kr. or more
22	22	4228	10 don't know/refused
0		7	88
0		58	99 Uoplyst

100 100 19322

Svarprocent: 100

#### Var V16 1974 HEADS OCCUPATION

 [Gallup Variables.](#)

 16: Occupation of Head of Household:


%	MD%	Antal	Kode	Kategori
15	15	2874	1	worker, unskilled manual
15	15	2854	2	worker, skilled manual
13	13	2500	3	employee, salaried lower
11	11	2077	4	employee, salaried higher, managerial
11	11	2113	5	independent farmer
4	4	858	6	independent retailer or master artisan
6	6	1081	7	independent, other (self-employed)
3	3	542	8	apprentice, pupil, student etc.
22	22	4314	9	retired or other person without an occupation
0	0	48	10	married woman without an occupation
0		7	88	
0		54	99	Uoplyst

100 100 19322

Svarprocent: 100

#### Var V17 1974 SIZE OF HOUSEHOLD

 [Gallup Variables.](#)

 17A: Total Number of Persons in Household:

%	MD%	Antal	Kode	Kategori
14	14	2649	1	1 person
34	34	6589	2	2 persons
20	20	3870	3	3 persons

19	19	3655	4 4 persons
13	13	2501	5 5 persons or more
0		4	8
0		54	9 Uoplyst
100	100	19322	

**Svarprocent:** 100

#### **V18 1974 ACCOMODATION**

 [Gallup Variables.](#)

 17B: Accomodation:

% MD% Antal Kode Kategori			
45	45	8628	1 owned house (freehold)
6	6	1224	2 rented house
13	13	2460	3 owned/rented farm
4	4	680	4 rented flat in private house
29	29	5577	5 rented flat in apartment house
2	2	472	6 freehold flat or the like
1	1	223	7 rented room
0		4	8
0		54	9 Uoplyst
100	100	19322	

**Svarprocent:** 100

#### **V19 1974 NUMBER OF CHILDREN**

 [Gallup Variables.](#)


 18A: Number of Children under 15 Years of Age:

% MD% Antal Kode Kategori			
62	62	11920	1 no children
17	17	3250	2 1 child
14	15	2801	3 2 children
5	5	982	4 3 children
2	2	310	5 4 children or more
0		5	8
0		54	9 Uoplyst
100	100	19322	

**Svarprocent:** 100

#### **V20 1974 CHILDREN,0-2 YEARS**

 [Gallup Variables.](#)

 18B: Age of Children:

% MD% Antal Kode Kategori			
31	81	5933	0 no children under 2 years
7	19	1418	1 children under 2 years
62		11971	9 Uoplyst
100	100	19322	

**Svarprocent:** 38

#### **V21 1974 CHILDREN,2-6 YEARS**

 [Gallup Variables.](#)

18B: Age of Children:

%	MD%	Antal	Kode	Kategori
---	-----	-------	------	----------

22	59	4304	0	no children between 2 and 6 years
----	----	------	---	-----------------------------------

16	41	3047	1	children between 2 and 6 years
----	----	------	---	--------------------------------

62		11971	9	Uoplyst
----	--	-------	---	---------

100	100	19322		
-----	-----	-------	--	--

Svarprocent: 38

#### Var V22 1974 CHILDREN,6-15 YEARS

[Gallup Variables.](#)

18B: Age of Children:

%	MD%	Antal	Kode	Kategori
---	-----	-------	------	----------

13	33	2456	0	no children between 7 and 14 years
----	----	------	---	------------------------------------

25	67	4895	1	children between 7 and 14 years
----	----	------	---	---------------------------------

62		11971	9	Uoplyst
----	--	-------	---	---------

100	100	19322		
-----	-----	-------	--	--

Svarprocent: 38

#### Var V23 1974 NUMBER OF ADULTS

[Gallup Variables.](#)

19A: Number of Adults in Household (15 Years or more):

%	MD%	Antal	Kode	Kategori
---	-----	-------	------	----------

15	15	2919	1	1 adult
----	----	------	---	---------

59	59	11332	2	2 adults
----	----	-------	---	----------

17	17	3355	3	3 adults
----	----	------	---	----------

9	9	1657	4	4 adults or more
---	---	------	---	------------------

0		3	8	
---	--	---	---	--

0		56	9	Uoplyst
---	--	----	---	---------

100	100	19322		
-----	-----	-------	--	--

Svarprocent: 100

#### Var V24 1974 STATUS IN HOUSEHOLD

[Gallup Variables.](#)

19B: Respondents Status in Household:

%	MD%	Antal	Kode	Kategori
---	-----	-------	------	----------

36	36	6998	1	head of Household
----	----	------	---	-------------------

52	53	10115	2	housewife
----	----	-------	---	-----------

11	11	2146	3	other adult
----	----	------	---	-------------

0		8	8	
---	--	---	---	--

0		55	9	Uoplyst
---	--	----	---	---------

100	100	19322		
-----	-----	-------	--	--

Svarprocent: 100

#### Var V25 1974 STATUS OF HOUSEWIFE

[Gallup Variables.](#)

19C: Status of Housewife:

%	MD%	Antal	Kode	Kategori
---	-----	-------	------	----------

7	7	1279	1	no housewife
---	---	------	---	--------------

50	50	9712	2	housewife without an
----	----	------	---	----------------------



			occupation
18	18	3529	3 housewife with full-time employment
19	19	3755	4 housewife with part-time employment
5	5	988	5 housewife assisting independent husband
0		5	8
0		54	9 Uoplyst
100	100	19322	
Svarprocent: 100			

#### Var V26 1974 POLLING

💡 [Gallup Variables.](#)

💬 22-23: For which party would you vote, if a general election was to be held to-morrow?

##### % MD% Antal Kode Kategori

22	22	4294	1 A: Socialdemokratiet
5	5	915	2 B: Radikale
4	4	775	3 C: Konservative
1	1	230	4 E: Retsforbundet
4	4	692	5 F: Socialistisk Folkeparti
3	3	663	6 K: Kommunisterne
1	1	262	7 M: Centrumdemokraterne
3	3	601	8 Q: Kristeligt Folkeparti
0	0	13	9 S: Slesvigsk Parti
15	15	2917	10 V: Venstre
1	1	174	11 Y: Venstresocialisterne
8	8	1485	12 Z: Fremskridtspartiet
0	0	75	13 other parties
7	7	1424	14 no rights of voting
14	14	2731	15 don't know which party
5	5	985	16 refuse to answer which party
4	4	845	17 would abstain from voting
0	0	75	18 other
0		32	88
1		134	99 Uoplyst

100 100 19322


















Svarprocent: 99

## Instrumentering

### Hovedsekvens

#### 📋 Main Sequence

- 💬 [V3](#): Bus Number.
- 💬 [V4](#): Document Number.
- 💬 [V5](#): Sequence Number.
- 💬 [V6](#): Respondent Identification.
- 💬 [V7](#): Weight variable
- 💬 [V8](#): 8: Area.
- 💬 [V9](#): 12A: Sex.

-  [V10](#): 12B: Age.
-  [V11](#): 12C: Marital Status.
-  [V12](#): 13: Respondents Occupational Status:
-  [V13](#): 14A: Education:
-  [V14](#): 14B: Respondents Gross Income:
-  [V15](#): 15: Total Family Income (Gross)
-  [V16](#): 16: Occupation of Head of Household:
-  [V17](#): 17A: Total Number of Persons in Household:
-  [V18](#): 17B: Accomodation:
-  [V19](#): 18A: Number of Children under 15 Years of Age:
-  [V20](#): 18B: Age of Children:
-  [V21](#): 18B: Age of Children:
-  [V22](#): 18B: Age of Children:
-  [V23](#): 19A: Number of Adults in Household (15 Years or more):
-  [V24](#): 19B: Respondents Status in Household:
-  [V25](#): 19C: Status of Housewife:
-  [V26](#): 22-23: For which party would you vote, if a general election was to be held to-morrow?

## Undersekvenser

## Universer

### Univers



#### Aldersgrænser

Personer på 15 år eller derover i private husholdninger.

## Koncepter



### Gallup Variables.

Gallup Variables. Gallup Variables.



[V6](#) [V7](#) [V8](#) [V9](#) [V10](#) [V11](#) [V12](#) [V13](#) [V14](#) [V15](#) [V16](#) [V17](#) [V18](#) [V19](#) [V20](#) [V21](#) [V22](#) [V23](#) [V24](#) [V25](#) [V26](#)