

# Gallup Omnibus Data 1959, omnibus nr. 09-11

## DDA-430

### Indholdsfortegnelse

### Vejledning


[Vejledning til at læse kodebogen](#)  
[Information om anvendt oparbejdningsproces](#)

### Variabelliste

[V1 5932 DDA STUDY NUMBER](#)  
[V2 5932 YEAR](#)  
[V3 5932 BUS NUMBER](#)  
[V4 5932 DOCUMENT NUMBER](#)  
[V5 5932 SEQUENCE NUMBER](#)  
[V6 5932 RESPONDENT ID](#)  
[V7 5932 WEIGHT VARIABLE](#)  
[V8 5932 WEEK NUMBER](#)  
[V9 5932 URBANIZATION](#)  
[V10 5932 SEX](#)  
[V11 5932 AGE](#)  
[V12 5932 MARITAL STATUS](#)  
[V13 5932 RS OCCUPATION](#)  
[V14 5932 FORM OF RS SALARY](#)  
[V15 5932 RS INCOME](#)  
[V16 5932 FAMILYS INCOME](#)  
[V17 5932 SUPPORTERS STATUS](#)  
[V18 5932 HOUSEWIFES STATUS](#)  
[V19 5932 CHILDREN < 2 YEARS](#)  
[V20 5932 FAM. COMPOSITION 1](#)  
[V21 5932 FAM. COMPOSITION 2](#)  
[V22 5932 FAM. COMPOSITION 3](#)  
[V23 5932 FAM. COMPOSITION 4](#)  
[V24 5932 FAM. COMPOSITION 5](#)  
[V25 5932 FAM. COMPOSITION 6](#)  
[V26 5932 NUMBER OF ADULTS](#)  
[V27 5932 NUMBER OF CHILDREN](#)  
[V28 5932 SIZE OF HOUSEHOLD](#)  
[V29 5932 SOCIAL GROUP](#)  
[V30 5932 POLITICAL POSITION1](#)  
[V31 5932 POLITICAL POSITION2](#)  
[V32 5932 TYPE OF HOME](#)  
[V33 5932 GARDEN](#)  
[V34 5932 CINEMA 1](#)  
[V35 5932 CINEMA 2](#)  
[V36 5909 NUCL ROCKET HEADS 1](#)  
[V37 5909 NUCL ROCKET HEADS 2](#)  
[V38 5909 OFF RUSSIAN VISIT 1](#)  
[V39 5909 OFF RUSSIAN VISIT 2](#)

### Variabler

#### **V1 5932 DDA STUDY NUMBER**

 Double (0 decimaler)




Gyldige 1126

Manglende 0

Minimum	251
Maximum	251
Gennemsnit	251
Median	251
Standardafvigelse	0


#### V2 5932 YEAR

 Double (0 decimaler)



Gyldige	1126
Manglende	0
Minimum	1959
Maximum	1959
Gennemsnit	1959
Median	1959
Standardafvigelse	0

#### V3 5932 BUS NUMBER

 Bus number.

##### % MD% Antal Kode Kategori


0	0	0	32 omnibus no. 32
0	0	0	33 omnibus no. 33
0	0	0	34 omnibus no. 34
31	31	351	9
38	38	429	10
31	31	346	11

100 100 1126

**Svarprocent:** 100

#### V4 5932 DOCUMENT NUMBER

 Document number.


 Double (0 decimaler)



Gyldige	1126
Manglende	0
Minimum	1
Maximum	1
Gennemsnit	1
Median	1
Standardafvigelse	0

#### V5 5932 SEQUENCE NUMBER

 Sequence number.

 Double (0 decimaler)



Gyldige	1126
Manglende	0
Minimum	1
Maximum	429
Gennemsnit	190
Median	188
Standardafvigelse	112

#### V3 V6 5932 RESPONDENT ID

Respondent identification number.

Double (0 decimaler)



Gyldige	1126
Manglende	0
Minimum	1
Maximum	429
Gennemsnit	190
Median	188
Standardafvigelse	112

#### V3 V7 5932 WEIGHT VARIABLE

Weight variable.

##### % MD% Antal Kode Kategori

76	76	856	1 the case occurred once
24	24	270	2 the case occurred 2 times
0	0	0	3 the case occurred 3 times
0	0	0	4 the case occurred 4 times
0	0	0	5 the case occurred 5 times
0	0	0	6 the case occurred 6 times

100 100 1126

Svarprocent: 100

#### V3 V8 5932 WEEK NUMBER

[Gallup Variables.](#)

2 : Week number.

##### % MD% Antal Kode Kategori

0	0	0	32 week no. 32
0	0	0	33 week no. 33
0	0	0	34 week no. 34
31	31	351	9
38	38	429	10
31	31	346	11

100 100 1126

Svarprocent: 100

#### V3 V9 5932 URBANIZATION

[Gallup Variables.](#)

5: Urbanization.

%	MD	%	Antal	Kode	Kategori
---	----	---	-------	------	----------


22	22	247	1	capital
35	35	395	2	provincial towns
5	5	51	3	urban areas
38	38	431	4	rural districts
0		2	8	

100	100	1126
-----	-----	------

Svarprocent: 100

**V10 5932 SEX**

 [Gallup Variables.](#)

 8A: Sex.

%	MD	%	Antal	Kode	Kategori
---	----	---	-------	------	----------


45	45	506	1	man
55	55	619	2	woman
0		1	8	

100	100	1126
-----	-----	------

Svarprocent: 100

**V11 5932 AGE**

 [Gallup Variables.](#)

 8B: Age.

%	MD	%	Antal	Kode	Kategori
---	----	---	-------	------	----------

6	6	70	1	15 - 17 years
8	8	93	2	18 - 24 years
12	12	132	3	25 - 30 years
21	21	231	4	31 - 40 years
21	21	233	5	41 - 50 years
16	16	177	6	51 - 60 years
17	17	188	7	61 years or more
0		2	8	

100	100	1126
-----	-----	------

Svarprocent: 100

**V12 5932 MARITAL STATUS**

 [Gallup Variables.](#)

 8C: Marital status.

%	MD	%	Antal	Kode	Kategori
---	----	---	-------	------	----------

18	18	205	1	single
72	72	808	2	married
10	10	111	3	separated, divorced or widowed
0		1	8	

0	1	9 Uoplyst
100	100	1126

**Svarprocent:** 100

**V13 5932 RS OCCUPATION**

 [Gallup Variables.](#)


 9A: Respondents occupation.

% MD	% Antal	Kode	Kategori
17	17	191	1 worker, unskilled
10	10	107	2 worker, skilled
6	6	71	3 salaried employees, lower grade
5	5	60	4 other salaried persons
7	7	83	5 farmer, independent
6	6	67	6 other independent
33	33	374	7 married woman, not self-supporting
9	9	106	8 old age pensioner, disabled pensioner
6	6	63	9 other person without occupation
0		4	88
100	100	1126	

**Svarprocent:** 100

**V14 5932 FORM OF RS SALARY**

 [Gallup Variables.](#)

 9B: Form of own salary.

% MD	% Antal	Kode	Kategori
22	35	250	1 hour-, day-, week-salary
25	39	280	2 month-salary
16	26	182	3 other form of salary
0		1	8
37		413	9 Uoplyst
100	100	1126	

**Svarprocent:** 63

**V15 5932 RS INCOME**

 [Gallup Variables.](#)

 10A: Own income.

%	MD	%	Antal	Kode	Kategori
---	----	---	-------	------	----------

37	37	417	1	no income
43	43	485	2	less than 12.000 kroner
14	14	154	3	12.000 - 17.999 kroner
3	3	33	4	18.000 - 25.999 kroner
1	1	11	5	26.000 kroner or more
2	2	24	6	don't know, will not answer
0		2	8	

100	100	1126
-----	-----	------

Svarprocent: 100

**V16 5932 FAMILYS INCOME**

 [Gallup Variables.](#)

 10B: Income of family.

%	MD	%	Antal	Kode	Kategori
---	----	---	-------	------	----------

45	46	512	1	less than 12.000 kroner
33	33	370	2	12.000 - 17.999 kroner
10	10	115	3	18.000 - 25.999 kroner
4	4	41	4	26.000 or more
7	7	83	5	don't know, will not answer

0		3	8
---	--	---	---

0		2	9 Uoplyst
---	--	---	-----------

100	100	1126
-----	-----	------

Svarprocent: 100

**V17 5932 SUPPORTERS STATUS**

 [Gallup Variables.](#)

 11A: Occupational status for head of family:

%	MD	%	Antal	Kode	Kategori
---	----	---	-------	------	----------

20	21	225	1	worker, unskilled
17	17	187	2	worker, skilled
7	7	78	3	salaried employees, lower grade
11	11	122	4	other salaried persons

17	18	190	5 farmer, independent
11	12	126	6 other independents
0	0	0	7 old age pensioner
13	14	152	8 other persons without occupation
1		10	88
3		36	99 Uoplyst
100	100	1126	

**Svarprocent:** 96

#### V31 V18 5932 HOUSEWIFES STATUS

 [Gallup Variables.](#)


 11B: Housewives occupation.

% MD% Antal Kode Kategori			
7	7	75	1 no housewife
19	19	215	2 self- supporting
74	74	835	3 not self- supporting
0		1	8
100	100	1126	

**Svarprocent:** 100

#### V31 V19 5932 CHILDREN < 2 YEARS

 [Gallup Variables.](#)


 12A: Are there any children less than two years of age in the family?

% MD% Antal Kode Kategori			
11	11	122	1 yes
88	89	987	2 no
1		14	8
0		3	9 Uoplyst
100	100	1126	

**Svarprocent:** 98

#### V31 V20 5932 FAM. COMPOSITION 1

 [Gallup Variables.](#)

 12B: Composition of family. Husband.

% MD% Antal Kode Kategori			
11	11	128	0 no husband in family
89	89	997	1 husband in family
0		1	9 Uoplyst
100	100	1126	

**Svarprocent:** 100

#### V31 V21 5932 FAM. COMPOSITION 2

 [Gallup Variables.](#)

12B: Composition of family. Housewife.

%	MD%	Antal	Kode	Kategori
7	7	74	0	no housewife in family
93	93	1051	1	housewife in family
0		1	9	Uoplyst
100	100	1126		

Svarprocent: 100

#### V22 5932 FAM. COMPOSITION 3

[Gallup Variables.](#)

12B: Composition of family. Children between 0 - 7 years.

%	MD%	Antal	Kode	Kategori
71	71	802	0	no children between 0 - 7 years in family
29	29	323	1	children between 0 - 7 years in family
0		1	9	Uoplyst
100	100	1126		

Svarprocent: 100

#### V23 5932 FAM. COMPOSITION 4

[Gallup Variables.](#)

12B: Composition of family. Children between 8 - 14 years.

%	MD%	Antal	Kode	Kategori
73	73	817	0	no children between 8 - 14 years in family
27	27	308	1	children between 8 - 14 years in family
0		1	9	Uoplyst
100	100	1126		

Svarprocent: 100

#### V24 5932 FAM. COMPOSITION 5

[Gallup Variables.](#)

12B: Composition of family. Adults between 15 - 17 years.

%	MD%	Antal	Kode	Kategori
84	84	941	0	no adults between 15 - 17 years in family



16	16	184	1 adults between 15 - 17 years in family
0		1	9 Uoplyst
100	100	1126	
Svarprocent: 100			

#### Var V25 5932 FAM. COMPOSITION 6

💡 [Gallup Variables.](#)

💬 12B: Composition of family. Other adults.

%	MD%	Antal	Kode	Kategori
76	76	860	0	no other adults in family
24	24	265	1	other adults in family
0		1	9	Uoplyst
100	100	1126		
Svarprocent: 100				

#### Var V26 5932 NUMBER OF ADULTS

💡 [Gallup Variables.](#)

💬 12C: Number of adults (15 years or more).

%	MD%	Antal	Kode	Kategori
11	11	123	1	1 person
59	59	661	2	2 persons
19	19	213	3	3 persons
11	11	127	4	4 persons or more
0		2	8	
100	100	1126		
Svarprocent: 100				

#### Var V27 5932 NUMBER OF CHILDREN

💡 [Gallup Variables.](#)

💬 13A: Number of children less than 15 years of age.

%	MD%	Antal	Kode	Kategori
20	45	230	1	1 child
16	36	183	2	2 children
6	13	67	3	3 children
3	7	35	4	at least 4 children
0		5	8	
54		606	9	Uoplyst
100	100	1126		
Svarprocent: 46				

#### Var V28 5932 SIZE OF HOUSEHOLD

💡 [Gallup Variables.](#)

💬 13B: Size of household.

%	MD%	Antal	Kode	Kategori
11	11	121	1	1 person

26	26	291	2 2 persons
22	22	246	3 3 persons
25	25	277	4 4 persons
17	17	188	5 at least 5 persons
0		3	8
100	100	1126	

**Svarprocent:** 100

#### **V29 5932 SOCIAL GROUP**

 [Gallup Variables.](#)

 13C: Social group.

##### **% MD% Antal Kode Kategori**

72	72	815	1 group I (lower class)
25	25	281	2 group II (middle class)
3	3	29	3 group III (upper class)
0		1	8

100 100 1126

**Svarprocent:** 100

#### **V30 5932 POLITICAL POSITION1**

 [Gallup Variables.](#)

 14: Did you vote at the latest election? - (If yes) At which political party?

##### **% MD% Antal Kode Kategori**


33	33	368	1 Socialdemokratiet
4	4	48	2 Radikale Venstre
9	9	96	3 Konservative Folkeparti
16	16	175	4 Venstre
1	1	13	5 Retsforbundet
1	1	10	6 Kommunistisk Parti
1	1	7	7 other
5	5	56	8 don't remember
14	14	157	9 had no right of voting
4	4	42	10 would not vote
3	3	32	11 did not vote for other reasons
10	11	118	12 will not answer
0		4	88

100 100 1126

**Svarprocent:** 100

#### **V31 5932 POLITICAL POSITION2**

 [Gallup Variables.](#)

 15: If a general election was held tomorrow, which party would you then vote for?

##### **% MD% Antal Kode Kategori**

31	31	351	1 Socialdemokratiet
4	4	44	2 Radikale Venstre

9	9	101	3 Konservative Folkeparti
15	15	173	4 Venstre
0	0	5	5 Retsforbundet
0	0	4	6 Kommunistisk Parti
1	1	12	7 other
7	7	76	8 Socialistisk Folkeparti (Aksel Larsen)
11	11	120	9 no right of voting
3	3	32	10 will not vote/don't know the party
5	5	61	11 don't know whether he will vote or not
13	13	146	12 will not answer
0		1	88
100	100	1126	

**Svarprocent:** 100

#### V32 5932 TYPE OF HOME

 [Gallup Variables.](#)

 16A: Type of home.


##### % MD% Antal Kode Kategori

48	49	542	1 own house or farm
5	5	59	2 rented house or farm
10	10	110	3 a flat in a house
33	33	371	4 a flat in block
2	2	27	5 lodgers
1		10	8
1		7	9 Uoplyst
100	100	1126	

**Svarprocent:** 98

#### V33 5932 GARDEN

 [Gallup Variables.](#)


 16B: Do the household own:


##### % MD% Antal Kode Kategori

49	93	556	1 garden
1	2	14	2 week-end cottage
2	4	25	3 both
47		531	9 Uoplyst
100	100	1126	

**Svarprocent:** 53

#### V34 5932 CINEMA 1

 [Gallup Variables.](#)

 16C: Do you sometimes go to the cinema? - (If yes) Have you been there during the last 14 days?

**% MD% Antal Kode Kategori**


24	24	268	1	never goes to the cinema
54	54	603	2	have not been there during the last 14 days
21	21	237	3	have been there during the last 14 days
1		6	8	
1		12	9	Uoplyst

100 100 1126

**Svarprocent:** 98

**V35 5932 CINEMA 2**

 [Gallup Variables.](#)

 16C: Do you sometimes go to the cinema? - (If yes) Have you been there during the last 8 days?


**% MD% Antal Kode Kategori**

24	53	270	1	never goes to the cinema
9	20	103	2	have not been there during the last 8 days
12	27	139	3	have been there during the last 8 days
0		2	8	
54		612	9	Uoplyst


100 100 1126

**Svarprocent:** 45

**V36 5909 NUCL ROCKET HEADS 1**

 [Special questions, omnib](#)



 Double (0 decimaler)




Gyldige	860
Manglende	266
Minimum	1
Maximum	4
Gennemsnit	2
Median	2
Standardafvigelse	1

Uoplyst/irrelevant/deltager ikke - er 9, 8.

### **V37 5909 NUCL ROCKET HEADS 2**

 [Special questions, omnib](#)



 Double (0 decimaler)




Gyldige	972
Manglende	154
Minimum	1
Maximum	4
Gennemsnit	3
Median	3
Standardafvigelse	1

Uoplyst/irrelevant/deltager ikke - er 9, 8.

### **V38 5909 OFF RUSSIAN VISIT 1**

 [Special questions, omnib](#)




 Double (0 decimaler)




Gyldige	1119
Manglende	7
Minimum	1
Maximum	3
Gennemsnit	2
Median	2
Standardafvigelse	1

Uoplyst/irrelevant/deltager ikke - er 9, 8.

### **V39 5909 OFF RUSSIAN VISIT 2**

 [Special questions, omnib](#)



 Double (0 decimaler)








Gyldige	804
Manglende	322
Minimum	1
Maximum	3
Gennemsnit	2
Median	2
Standardafvigelse	1

































Uoplyst/irrelevant/deltager ikke - er 9, 8.

## Instrumentering

### Hovedsekvens

#### **Main Sequence**

-  [V3](#): Bus number.
-  [V4](#): Document number.
-  [V5](#): Sequence number.
-  [V6](#): Respondent identification number.
-  [V7](#): Weight variable.

-  [V8](#): 2 : Week number.
-  [V9](#): 5: Urbanization.
-  [V10](#): 8A: Sex.
-  [V11](#): 8B: Age.
-  [V12](#): 8C: Marital status.
-  [V13](#): 9A: Respondents occupation.
-  [V14](#): 9B: Form of own salary.
-  [V15](#): 10A: Own income.
-  [V16](#): 10B: Income of family.
-  [V17](#): 11A: Occupational status for head of family:
-  [V18](#): 11B: Housewives occupation.
-  [V19](#): 12A: Are there any children less than two years of age in the family?
-  [V20](#): 12B: Composition of family. Husband.
-  [V21](#): 12B: Composition of family. Housewife.
-  [V22](#): 12B: Composition of family. Children between 0 - 7 years.
-  [V23](#): 12B: Composition of family. Children between 8 - 14 years.
-  [V24](#): 12B: Composition of family. Adults between 15 - 17 years.
-  [V25](#): 12B: Composition of family. Other adults.
-  [V26](#): 12C: Number of adults (15 years or more).
-  [V27](#): 13A: Number of children less than 15 years of age.
-  [V28](#): 13B: Size of household.
-  [V29](#): 13C: Social group.
-  [V30](#): 14: Did you vote at the latest election? - (If yes) At which political party?
-  [V31](#): 15: If a general election was held tomorrow, which party would you then vote for?
-  [V32](#): 16A: Type of home.
-  [V33](#): 16B: Do the household own:
-  [V34](#): 16C: Do you sometimes go to the cinema? - (If yes) Have you been there during the last 14 days?
-  [V35](#): 16C: Do you sometimes go to the cinema? - (If yes) Have you been there during the last 8 days?
-  [V36](#):
-  [V37](#):
-  [V38](#):
-  [V39](#):

## Undersekvenser

## Universer

### Univers



#### Aldersgrænser

Personer på 15 år og derover, bosiddende i private husstande.

## Koncepter



### Gallup Variables.

Gallup Variables.

 [V8](#) [V9](#) [V10](#) [V11](#) [V12](#) [V13](#) [V14](#) [V15](#) [V16](#) [V17](#) [V18](#) [V19](#) [V20](#) [V21](#) [V22](#) [V23](#) [V24](#) [V25](#) [V26](#) [V27](#) [V28](#) [V29](#) [V30](#) [V31](#) [V32](#) [V33](#) [V34](#) [V35](#)



### Special questions, omnib

Special questions, omnibus nos. 32-34.



