

STRÆKNINGSHAST VEJ 3 MOD KASTRUP
ONS 1 4 81 KL. 1400 - 1453 KM 44.6 - 45.7

11:31 MONDAY, FEBRUARY 15, 1982 20
. 38114501

GENNEMSNITSMAL FOR BILER FORDELT EFTER TYPE
TYPE=1

VARIABLE	N	MEAN	STANDARD DEVIATION	MINIMUM VALUE	MAXIMUM VALUE	STD ERROR OF MEAN	SUM	VARIANCE	C.V.
HAST	589	90.58270005	9.71738454	65.34653465	137.50000000	0.40039785	53353.210330	94.42756220	10.728
TIDSFB	589	40.21083501	4.42939652	26.18181818	55.09090909	0.18251010	23684.181818	19.61955351	11.015

TYPE=2

HAST	148	75.03187581	5.78104666	61.11111111	95.65217391	0.47519911	11104.717621	33.42050054	7.705
TIDSFB	148	48.25429975	3.61052912	37.63636364	58.90909091	0.29678367	7141.636364	13.03592056	7.482

TYPE=5

HAST	3	77.01667963	8.18163362	69.47368421	85.71428571	4.72366837	231.05003889	66.93912864	10.623
TIDSFB	3	47.09090909	4.91918155	42.00000000	51.81818182	2.84009079	141.27272727	24.19834711	10.446

TYPE=6

HAST	16	78.81193848	9.64506672	60.00000000	100.00000000	2.41126668	1260.9910157	93.02731207	12.238
TIDSFB	16	46.32954545	5.76040202	36.00000000	60.00000000	1.44010050	741.2727273	33.18223140	12.434

STRÆKNINGSHAST VEJ 3 MOD KASTRUP
ONS 1 4 81 KL. 1400 - 1453 KM 44.6 - 45.7

38114501

11:31 MONDAY, FEBRUARY 15, 1982

4

SORTERET LISTE - ALLE BILTYPER - I TIDSGRUPPER

TIDSGRUP=2

OBS	TYPE	STARTTID	HAST	TIDSF8
142	1	33.67	95.652	37.6364
143	2	33.70	76.744	46.9091
144	1	33.78	97.059	37.0909
145	1	33.84	84.615	42.5455
146	1	33.87	89.189	40.3636
147	1	33.94	101.538	35.4545
148	1	34.01	97.059	37.0909
149	1	34.09	89.189	40.3636
150	2	34.12	78.571	45.8182
151	1	34.18	85.714	42.0000
152	1	34.20	85.714	42.0000
153	1	34.27	103.125	34.9091
154	2	34.29	65.347	55.0909
155	1	34.38	91.667	39.2727
156	1	34.40	91.667	39.2727
157	1	34.43	88.000	40.9091
158	1	34.47	103.125	34.9091
159	2	34.53	67.347	53.4545
160	2	34.55	68.041	52.9091
161	1	34.71	104.762	34.3636
162	1	34.75	100.000	36.0000
163	2	34.75	71.739	50.1818
164	1	34.76	97.059	37.0909
165	1	35.03	82.500	43.6364
166	1	35.05	82.500	43.6364
167	1	35.15	98.507	36.5455
168	2	35.19	70.968	50.7273
169	1	35.33	94.286	38.1818
170	1	35.52	91.667	39.2727
171	1	35.67	115.789	31.0909
172	1	35.69	88.000	40.9091
173	1	35.73	85.714	42.0000
174	2	35.85	88.000	40.9091
175	1	35.91	98.507	36.5455
176	1	35.93	97.059	37.0909
177	2	35.94	82.500	43.6364
178	2	36.09	72.527	49.6364
179	1	36.14	101.538	35.4545
180	1	36.26	98.507	36.5455
181	1	36.31	88.000	40.9091
182	1	36.33	86.842	41.4545
183	1	36.55	98.507	36.5455
184	1	36.71	104.762	34.3636
185	1	36.73	89.189	40.3636
186	1	36.75	98.507	36.5455
187	1	36.79	91.667	39.2727
188	2	36.94	70.968	50.7273
189	1	37.21	85.714	42.0000
190	1	37.23	94.286	38.1818

STRÆKNINGSHAST VEJ 40 MOD MIDDELFART
TIR 28 4 81 KL. 1115 - 1215 KM 177.3 - 178.3 . 408127701

11:31 MONDAY, FEBRUARY 15, 1982 94

SORTERET LISTE - ALLE BILTYPER - I TIDSGRUPPER

----- TIDSGRUP=7 -----

OBS	TYPE	STARTTID	HAST	TIDSFB
154	2	56.31	83.333	43.2
155	1	56.51	113.208	31.8
156	1	56.73	96.774	37.2
157	1	56.89	101.695	35.4
158	1	56.97	100.000	36.0
159	1	58.05	81.081	44.4
160	2	58.09	71.429	50.4
161	1	58.10	98.361	36.6
162	4	58.27	82.192	43.8
163	2	58.30	82.192	43.8
164	3	58.33	98.361	36.6
165	1	58.37	85.714	42.0
166	1	58.92	109.091	33.0
167	1	58.96	98.361	36.6
168	1	58.96	93.750	38.4
169	1	59.30	96.774	37.2
170	1	59.56	105.263	34.2
171	5	59.73	89.552	40.2
172	1	60.11	120.000	30.0
173	1	60.13	98.361	36.6
174	2	60.17	77.922	46.2
175	1	60.39	111.111	32.4
176	1	60.60	105.263	34.2
177	1	60.62	105.263	34.2
178	2	60.68	71.429	50.4
179	1	60.82	103.448	34.8
180	1	61.10	100.000	36.0
181	1	61.13	88.235	40.8
182	1	61.15	117.647	30.6
183	1	61.25	130.435	27.6
184	1	61.77	111.111	32.4

----- TIDSGRUP=8 -----

OBS	TYPE	STARTTID	HAST	TIDSFB
185	1	62.26	105.263	34.2
186	2	62.28	74.074	48.6
187	2	62.33	75.949	47.4
188	1	62.49	111.111	32.4
189	1	62.69	98.361	36.6
190	1	63.06	109.091	33.0
191	1	63.19	103.448	34.8
192	1	63.33	73.171	49.2
193	1	63.34	95.238	37.8
194	2	63.43	68.966	52.2
195	3	63.70	120.000	30.0
196	2	63.76	76.923	46.8

STRÆKNINGSHAST VEJ 40 MOD MIDDELFART
TIR 28 4 81 KL. 1115 - 1215 KM 177.3 - 178.311:31 MONDAY, FEBRUARY 15, 1982 95
408127701

SORTERET LISTE - ALLE BILTYPER - I TIDSGRUPPER

----- TIDSGRUP=8 -----

OBS	TYPE	STARTTID	HAST	TIDSFB
197	1	63.78	105.263	34.2
198	1	63.81	109.091	33.0
199	3	63.97	115.385	31.2
200	3	64.10	107.143	33.6
201	1	64.11	111.111	32.4
202	2	64.46	75.949	47.4
203	1	64.52	101.695	35.4
204	1	64.58	107.143	33.6
205	2	64.69	66.667	54.0
206	2	64.85	86.957	41.4
207	2	65.05	82.192	43.8
208	1	65.36	85.714	42.0
209	1	65.37	93.750	38.4
210	1	65.87	101.695	35.4
211	2	65.87	72.289	49.8
212	1	65.90	100.000	36.0
213	1	65.94	100.000	36.0
214	1	66.08	105.263	34.2
215	2	66.44	74.074	48.6
216	1	66.61	103.448	34.8
217	2	66.63	82.192	43.8
218	1	66.65	109.091	33.0
219	1	66.72	120.000	30.0
220	2	66.73	69.767	51.6
221	2	66.76	69.767	51.6
222	1	66.78	113.208	31.8
223	1	66.87	113.208	31.8
224	3	67.18	113.208	31.8
225	1	67.18	100.000	36.0
226	1	67.20	100.000	36.0
227	1	67.28	103.448	34.8
228	1	67.28	98.361	36.6
229	1	67.38	90.909	39.6
230	3	67.42	92.308	39.0
231	2	67.49	92.308	39.0
232	1	67.51	84.507	42.6
233	1	67.61	101.695	35.4
234	5	67.70	117.647	30.6
235	1	67.78	90.909	39.6
236	3	67.86	101.695	35.4
237	1	67.93	89.552	40.2
238	2	67.99	89.552	40.2

STRÆKNINGSHAST VEJ 40 MOD MIDDELFART
TIR 28.4.81 KL. 1115 - 1215 KM 177.3 - 178.311:31 MONDAY, FEBRUARY 15, 1982 96
408127701

SORTERET LISTE - ALLE BILTYPER - I TIDSGRUPPER

----- TIDSGRUP=9 -----

OBS	TYPE	STARTTID	HAST	TIDSF8
239	1	68.02	96.774	37.2
240	1	68.12	95.238	37.8
241	2	68.22	74.074	48.6
242	2	68.27	73.171	49.2
243	1	68.48	98.361	36.6
244	1	68.50	96.774	37.2
245	2	68.54	84.507	42.6
246	1	68.71	111.111	32.4
247	1	69.06	111.111	32.4
248	1	69.33	88.235	40.8
249	1	69.67	105.263	34.2
250	1	69.71	86.957	41.4
251	1	70.19	107.143	33.6
252	1	70.32	81.081	44.4
253	1	70.40	105.263	34.2
254	2	70.53	75.949	47.4
255	1	70.68	105.263	34.2
256	1	70.76	103.448	34.8
257	2	70.81	70.588	51.0
258	1	71.12	92.308	39.0
259	2	71.26	75.000	48.0
260	1	71.28	90.909	39.6
261	1	71.39	100.000	36.0
262	1	71.65	78.947	45.6
263	1	71.70	103.448	34.8
264	1	71.93	103.448	34.8
265	2	71.93	69.767	51.6
266	3	72.10	107.143	33.6
267	2	72.15	76.923	46.8
268	2	72.23	76.923	46.8
269	2	72.26	82.192	43.8
270	4	72.70	82.192	43.8
271	1	72.77	113.208	31.8
272	2	72.85	63.158	57.0
273	2	72.96	73.171	49.2
274	2	73.25	70.588	51.0
275	1	73.43	96.774	37.2
276	1	73.60	130.435	27.6
277	1	73.75	109.091	33.0

STRÆKNINGSHAST VEJ 40 MOD MIDDELFART
TIR 28 4 81 KL. 1115 - 1215 KM 177.3 - 178.311:31 MONDAY, FEBRUARY 15, 1982 97
. 408127701

SORTERET LISTE - ALLE BILTYPER - I TIDSGRUPPER

----- TIDSGRUP=10 -----

OBS	TYPE	STARTTID	HAST	TIDSFB
278	2	74.19	73.171	49.2
279	1	74.26	101.695	35.4
280	1	74.45	103.448	34.8
281	1	75.07	101.695	35.4
282	2	75.31	86.957	41.4
283	2	75.34	86.957	41.4
284	1	75.35	107.143	33.6
285	4	75.38	80.000	45.0
286	1	75.48	101.695	35.4
287	2	75.57	75.000	48.0
288	2	75.68	75.949	47.4
289	1	75.80	101.695	35.4
290	2	75.84	74.074	48.6
291	1	76.00	83.333	43.2
292	1	76.16	89.552	40.2
293	1	76.30	113.208	31.8
294	1	76.33	100.000	36.0
295	1	76.58	113.208	31.8
296	2	76.67	81.081	44.4
297	2	76.78	78.947	45.6
298	1	77.01	86.957	41.4
299	1	77.16	96.774	37.2
300	1	77.89	107.143	33.6
301	1	78.08	100.000	36.0
302	1	78.57	101.695	35.4
303	1	78.62	95.238	37.8
304	3	78.64	105.263	34.2
305	3	78.72	84.507	42.6

STRÆKNINGSHAST VEJ 40 MOD MIDDELFART 11:31 MONDAY, FEBRUARY 15, 1982 112
 TIR 28 4 81 KL. 1340 - 1420 KM 177.3 - 178.3 408127702

GENNEMSNITSMAL FOR BILER FORDELT EFTER TYPE
 TYPE=1

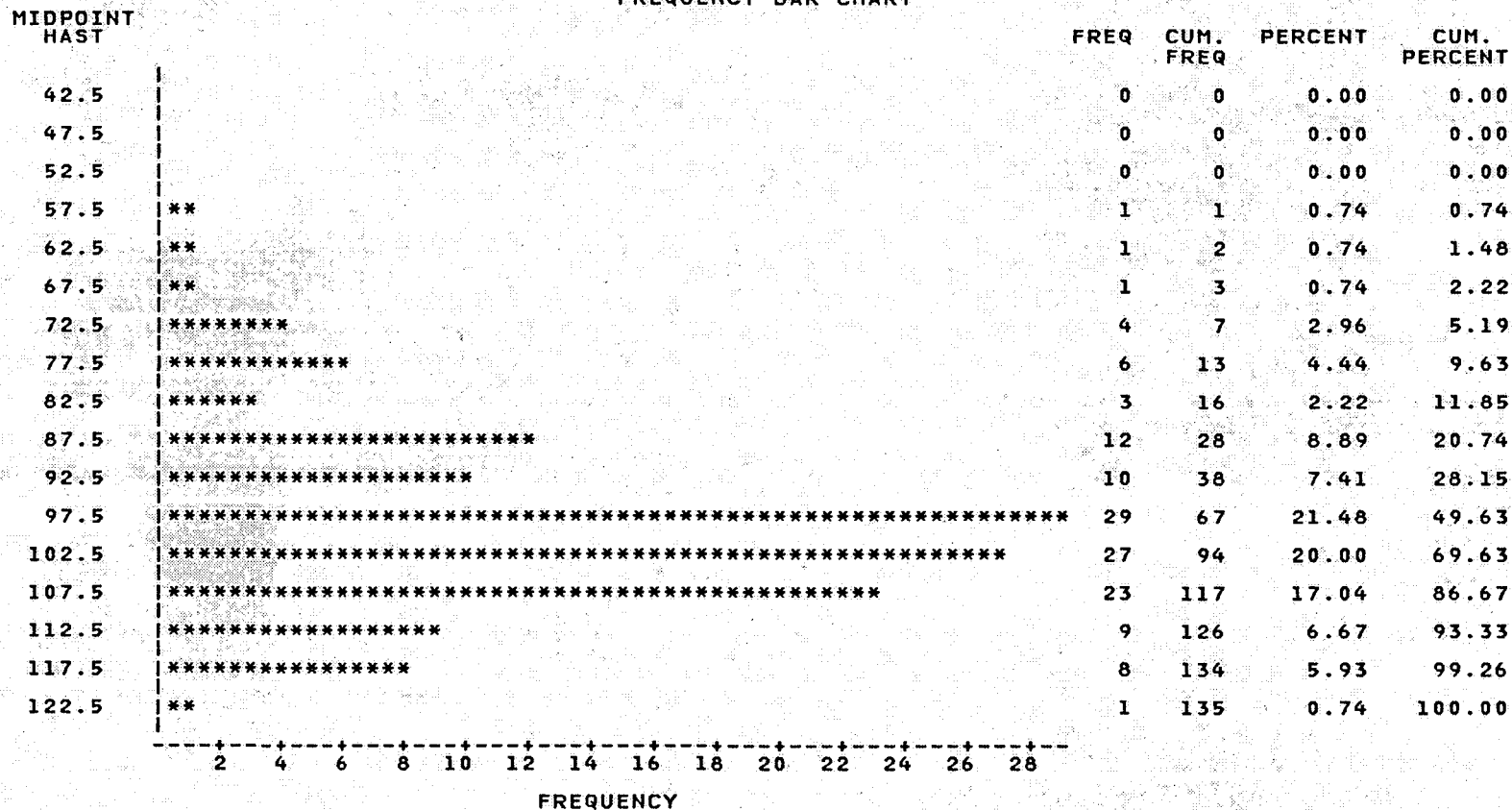
VARIABLE	N	MEAN	STANDARD DEVIATION	MINIMUM VALUE	MAXIMUM VALUE	STD ERROR OF MEAN	SUM	VARIANCE	C.V.
HAST	135	98.64227296	11.90592957	58.25242718	133.33333333	1.02469927	13316.706849	141.75115897	12.070
TIDSFB	135	37.11111111	5.26524321	27.00000000	61.80000000	0.45315998	5010.000000	27.72278607	14.188
----- TYPE=2 -----									
HAST	58	80.60044331	6.89423774	65.21739130	111.11111111	0.90525776	4674.8257121	47.53051398	8.554
TIDSFB	58	44.95862069	3.54495117	32.40000000	55.20000000	0.46547489	2607.6000000	12.56667877	7.885
----- TYPE=5 -----									
HAST	3	85.76097106	2.45131384	83.33333333	88.23529412	1.41526670	257.28291317	6.00893952	2.858
TIDSFB	3	42.00000000	1.20000000	40.80000000	43.20000000	0.69282032	126.00000000	1.44000000	2.857
----- TYPE=6 -----									
HAST	2	82.57918552	7.99894549	76.92307692	88.23529412	5.65610860	165.15837104	63.98312893	9.686
TIDSFB	2	43.80000000	4.24264069	40.80000000	46.80000000	3.00000000	87.60000000	18.00000000	9.686

STRÆKNINGSHAST VEJ 40 MOD MIDDELFART
TIR 28 4 81 KL. 1340 - 1420 KM 177.3 - 178.3

11:31 MONDAY, FEBRUARY 15, 1982 113
. 408127702

HASTIGHEDSFORDELING FOR PERSONBILER

FREQUENCY BAR CHART

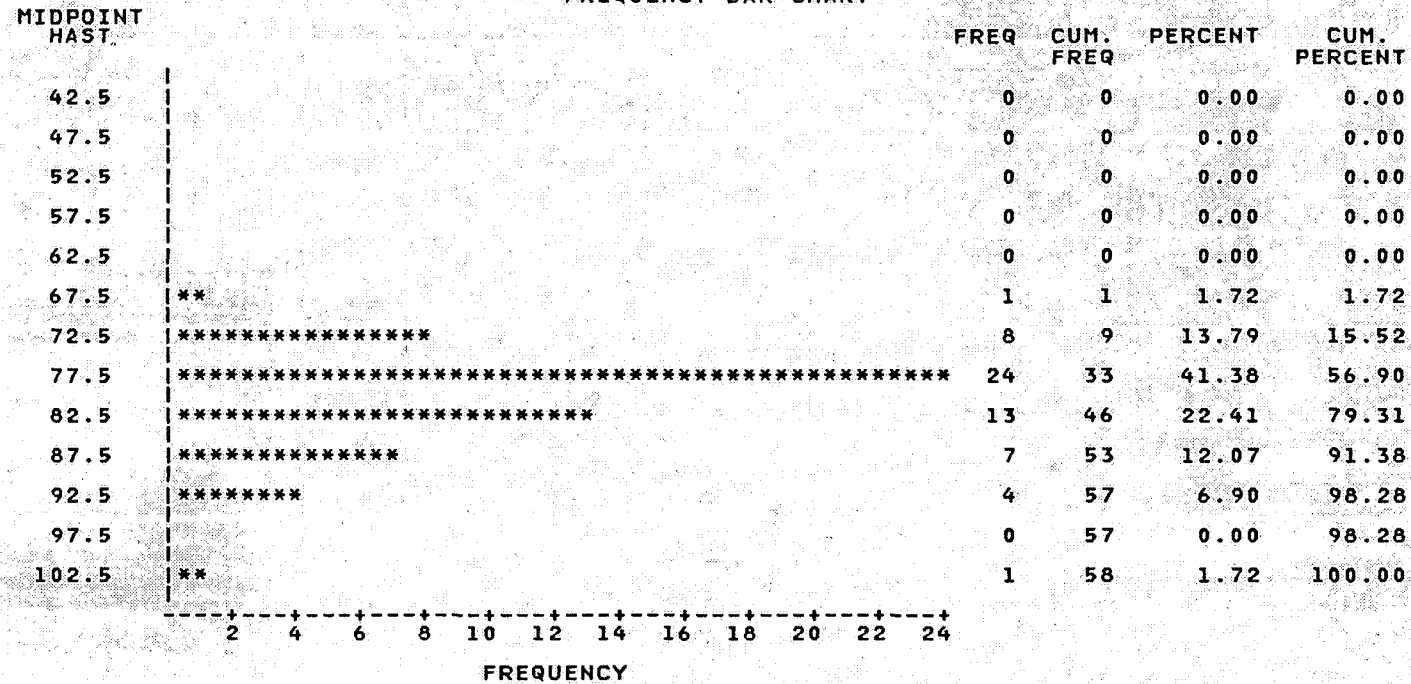


STRÆKNINGSHAST VEJ 40 MOD MIDDELFART
TIR 28 4 81 KL. 1340 - 1420 KM 177.3 - 178.3

11:31 MONDAY, FEBRUARY 15, 1982 114
. 408127702

HASTIGHEDSFORDELING FOR LASTBILER

FREQUENCY BAR CHART



STRÆKNINGSHAST VEJ 40 MOD MIDDELFART
TIR 28 4 81 KL. 1340 - 1420 KM 177.3 - 178.3

11:31 MONDAY, FEBRUARY 15, 1982 115
408127702

HASTIGHEDSFORDELING FOR ALLE BILTYPER

FREQUENCY BAR CHART

MIDPOINT
HAST

FREQ	CUM. FREQ	PERCENT	CUM. PERCENT
0	0	0.00	0.00
0	0	0.00	0.00
0	0	0.00	0.00
1	1	0.51	0.51
1	2	0.51	1.01
2	4	1.01	2.02
12	16	6.06	8.08
31	47	15.66	23.74
17	64	8.59	32.32
22	86	11.11	43.43
14	100	7.07	50.51
29	129	14.65	65.15
27	156	13.64	78.79
23	179	11.62	90.40
10	189	5.05	95.45
8	197	4.04	99.49
1	198	0.51	100.00

42.5

47.5

52.5

57.5

62.5

67.5

72.5

77.5

82.5

87.5

92.5

97.5

102.5

107.5

112.5

117.5

122.5

2 4 6 8 10 12 14 16 18 20 22 24 26 28 30

FREQUENCY

STRÆKNINGSHAST VEJ 40 MOD MIDDELFART
TIR 28 4 81 KL. 1340 - 1420 KM 177.3 - 178.3

11:31 MONDAY, FEBRUARY 15, 1982 116
. 408127702

HASTIGHEDSFORDELING FOR ALLE BILTYPER

TABLE OF TYPE BY HAST

TYPE	HAST									
FREQUENCY										
PERCENT										
ROW PCT										
COL PCT	6	7	8	9	10	11	12	13	TOTAL	
1	2	5	9	22	56	32	8	1	135	
	1.01	2.53	4.55	11.11	28.28	16.16	4.04	0.51	68.18	
	1.48	3.70	6.67	16.30	41.48	23.70	5.93	0.74		
	100.00	35.71	18.75	61.11	100.00	96.97	100.00	100.00		
2	0	9	37	11	0	1	0	0	58	
	0.00	4.55	18.69	5.56	0.00	0.51	0.00	0.00	29.29	
	0.00	15.52	63.79	18.97	0.00	1.72	0.00	0.00		
	0.00	64.29	77.08	30.56	0.00	3.03	0.00	0.00		
5	0	0	1	2	0	0	0	0	3	
	0.00	0.00	0.51	1.01	0.00	0.00	0.00	0.00	1.52	
	0.00	0.00	33.33	66.67	0.00	0.00	0.00	0.00		
	0.00	0.00	2.08	5.56	0.00	0.00	0.00	0.00		
6	0	0	1	1	0	0	0	0	2	
	0.00	0.00	0.51	0.51	0.00	0.00	0.00	0.00	1.01	
	0.00	0.00	50.00	50.00	0.00	0.00	0.00	0.00		
	0.00	0.00	2.08	2.78	0.00	0.00	0.00	0.00		
TOTAL	2	14	48	36	56	33	8	1	198	
	1.01	7.07	24.24	18.18	28.28	16.67	4.04	0.51	100.00	

STRÆKNINGSHAST VEJ 40 MOD MIDDELFART 11:31 MONDAY, FEBRUARY 15, 1982 110
TIR 28 4 81 KL. 1340 - 1420 KM 177.3 - 178.3 . 408127702

GENNEMSNITSMAL FOR PERSONBILER I TIDSGRUPPER
TIDSGRUP=1

VARIABLE	N	MEAN	STANDARD DEVIATION	MINIMUM VALUE	MAXIMUM VALUE	STD ERROR OF MEAN	SUM	VARIANCE	C.V.
HAST	22	99.34567253	13.43031037	65.93406593	117.64705882	2.86335179	2185.6047957	180.37323660	13.519
TIDSFB	22	37.00909091	6.06362371	30.60000000	54.60000000	1.29276892	814.2000000	36.76753247	16.384

TIDSGRUP=2

HAST	34	97.96011928	11.19023122	72.28915663	120.00000000	1.91910882	3330.6440555	125.22127472	11.423
TIDSFB	34	37.27058824	4.74919639	30.00000000	49.80000000	0.81448046	1267.2000000	22.55486631	12.742

TIDSGRUP=3

HAST	19	102.35804098	11.74190586	84.50704225	133.33333333	2.69377795	1944.8027786	137.87235313	11.471
TIDSFB	19	35.58947368	3.90411389	27.00000000	42.60000000	0.89566515	676.2000000	15.24210526	10.970

TIDSGRUP=4

HAST	22	99.99059059	8.97127787	77.92207792	117.64705882	1.91268287	2199.7929929	80.48382666	8.972
TIDSFB	22	36.30000000	3.49244082	30.60000000	46.20000000	0.74459088	798.6000000	12.19714286	9.621

TIDSGRUP=5

HAST	21	93.24146614	14.34233661	58.25242718	115.38461538	3.12975444	1958.0707890	205.70261942	15.382
TIDSFB	21	39.71428571	7.69456209	31.20000000	61.80000000	1.67909110	834.0000000	59.20628571	19.375

TIDSGRUP=6

HAST	17	99.87008456	10.66945453	75.94936709	117.64705882	2.58772282	1697.7914376	113.83725996	10.683
TIDSFB	17	36.45882353	4.14352791	30.60000000	47.40000000	1.00495313	619.8000000	17.16882353	11.365

STRÆKNINGSHAST VEJ 3 MOD KASTRUP
ONS 1 4 81 KL. 1400 - 1453 KM 44.6 - 45.7 . 38114501

11:31 MONDAY, FEBRUARY 15, 1982

SORTERET LISTE - ALLE BILTYPER - I TIDSGRUPPER

----- TIDSGRUP=2 -----

OBS	TYPE	STARTTID	HAST	TIDSFB
191	1	37.27	77.647	46.3636
192	1	37.32	95.652	37.6364
193	1	37.36	95.652	37.6364
194	2	37.44	66.667	54.0000
195	6	37.53	71.739	50.1818
196	1	37.56	100.000	36.0000
197	1	37.56	85.714	42.0000
198	6	37.68	83.544	43.0909
199	1	37.69	115.789	31.0909
200	2	37.80	75.862	47.4545
201	1	37.88	106.452	33.8182
202	2	37.97	84.615	42.5455

----- TIDSGRUP=3 -----

OBS	TYPE	STARTTID	HAST	TIDSFB
203	2	38.09	72.527	49.6364
204	1	38.17	97.059	37.0909
205	1	38.52	90.411	39.8182
206	2	38.61	78.571	45.8182
207	1	38.79	92.958	38.7273
208	1	38.81	84.615	42.5455
209	2	38.83	71.739	50.1818
210	1	38.90	103.125	34.9091
211	1	38.90	70.968	50.7273
212	1	38.95	72.527	49.6364
213	1	38.96	95.652	37.6364
214	1	38.99	86.842	41.4545
215	1	39.04	97.059	37.0909
216	2	39.09	68.750	52.3636
217	2	39.15	66.000	54.5455
218	1	39.17	90.411	39.8182
219	1	39.17	66.667	54.0000
220	1	39.18	65.347	55.0909
221	2	39.19	75.862	47.4545
222	3	39.20	66.000	54.5455
223	1	39.22	81.481	44.1818
224	1	39.30	88.000	40.9091
225	1	39.37	90.411	39.8182
226	2	39.39	75.000	48.0000
227	1	39.48	91.667	39.2727
228	2	39.50	72.527	49.6364
229	1	39.52	94.286	38.1818
230	1	39.59	90.411	39.8182
231	3	39.67	95.652	37.6364
232	6	39.73	60.000	60.0000
233	1	39.79	91.667	39.2727

STRÆKNINGSFAST VEJ 40 MOD MIDDELFART 11:31 MONDAY, FEBRUARY 15, 1982 111
TIR 28 4 81 KL. 1340 - 1420 KM 177.3 - 178.3 408127702

GENNEMSNITSMAL FOR ALLE BILER I TIDSGRUPPER
TIDSGRUP=1

VARIABLE	N	MEAN	STANDARD DEVIATION	MINIMUM VALUE	MAXIMUM VALUE	STD ERROR OF MEAN	SUM	VARIANCE	C.V.
HAST	35	91.73109955	14.89412937	65.93406593	117.64705882	2.51756736	3210.5884842	221.83508962	16.237
TIDSFB	35	40.28571429	6.65295789	30.60000000	54.60000000	1.12455513	1410.0000000	44.26184874	16.514

TIDSGRUP=2

HAST	51	92.47041004	13.24436536	65.21739130	120.00000000	1.85458210	4715.9909119	175.41321380	14.323
TIDSFB	51	39.75294118	5.90790497	30.00000000	55.20000000	0.82727217	2027.4000000	34.90334118	14.862

TIDSGRUP=3

HAST	27	96.12559908	14.15371044	72.28915663	133.33333333	2.72388284	2595.3911752	200.32751918	14.724
TIDSFB	27	38.22222222	5.53376582	27.00000000	49.80000000	1.06497373	1032.0000000	30.62256410	14.478

TIDSGRUP=4

HAST	34	93.94833386	11.25406182	77.92207792	117.64705882	1.93005568	3194.2433514	126.65390756	11.979
TIDSFB	34	38.85882353	4.66879503	30.60000000	46.20000000	0.80069174	1321.2000000	21.79764706	12.015

TIDSGRUP=5

HAST	31	88.54914292	13.84850358	58.25242718	115.38461538	2.48726467	2745.0234305	191.78105138	15.639
TIDSFB	31	41.70967742	7.10583586	31.20000000	61.80000000	1.27624580	1293.0000000	50.49290323	17.036

TIDSGRUP=6

HAST	20	97.63682463	11.48405929	75.94936709	117.64705882	2.56791372	1952.7364925	131.88361778	11.762
TIDSFB	20	37.38000000	4.59880991	30.60000000	47.40000000	1.02832516	747.6000000	21.14905263	12.303

STRÆKNINGSHAST VEJ 40 MOD MIDDELFART
TIR 28 4 81 KL. 1340 - 1420 KM 177.3 - 178.3

11:31 MONDAY, FEBRUARY 15, 1982 105
408127702

SORTERET LISTE - ALLE BILTYPER - I TIDSGRUPPER

TIDSGRUP=1

OBS	TYPE	STARTTID	HAST	TIDSFB
1	1	17.26	105.263	34.2
2	1	17.31	101.695	35.4
3	3	17.50	115.385	31.2
4	1	17.60	75.000	48.0
5	1	18.05	113.208	31.8
6	3	18.09	113.208	31.8
7	1	18.18	117.647	30.6
8	2	19.04	78.947	45.6
9	1	19.17	103.448	34.8
10	3	19.22	107.143	33.6
11	2	19.30	75.000	48.0
12	2	19.61	81.081	44.4
13	1	19.88	96.774	37.2
14	2	20.01	75.949	47.4
15	1	20.08	101.695	35.4
16	2	20.20	75.949	47.4
17	2	20.23	75.949	47.4
18	1	20.24	107.143	33.6
19	1	20.25	96.774	37.2
20	2	20.35	75.949	47.4
21	1	20.54	103.448	34.8
22	2	20.54	89.552	40.2
23	1	21.07	96.774	37.2
24	1	21.09	98.361	36.6
25	2	21.34	80.000	45.0
26	1	21.47	65.934	54.6
27	1	21.64	84.507	42.6
28	2	21.92	75.000	48.0
29	1	22.49	98.361	36.6
30	5	23.22	88.235	40.8
31	1	23.43	107.143	33.6
32	1	23.63	75.000	48.0
33	1	23.94	101.695	35.4
34	2	23.94	72.289	49.8
35	2	23.95	81.081	44.4

TIDSGRUP=2

OBS	TYPE	STARTTID	HAST	TIDSFB
36	2	24.09	75.949	47.4
37	2	24.26	80.000	45.0
38	1	24.32	107.143	33.6
39	1	24.36	105.263	34.2
40	1	24.42	89.552	40.2
41	2	24.44	78.947	45.6
42	1	24.67	98.361	36.6
43	1	24.70	100.000	36.0

STRÆKNINGSHAST VEJ 40 MOD MIDDELFART 11:31 MONDAY, FEBRUARY 15, 1982 106
TIR 28 4 81 KL. 1340 - 1420 KM 177.3 - 178.3 408127702

SORTERET LISTE - ALLE BILTYPER - I TIDSGRUPPER

TIDSGRUP=2

OBS	TYPE	STARTTID	HAST	TIDSF8
44	2	24.75	92.308	39.0
45	1	24.92	100.000	36.0
46	2	24.92	77.922	46.2
47	2	24.96	82.192	43.8
48	1	25.12	111.111	32.4
49	1	25.16	101.695	35.4
50	1	25.20	93.750	38.4
51	1	25.50	109.091	33.0
52	1	25.64	103.448	34.8
53	1	25.71	105.263	34.2
54	1	25.77	89.552	40.2
55	1	26.36	89.552	40.2
56	2	26.51	80.000	45.0
57	1	26.56	101.695	35.4
58	1	26.60	75.949	47.4
59	1	26.73	103.448	34.8
60	1	26.78	89.552	40.2
61	1	26.81	86.957	41.4
62	2	26.96	92.308	39.0
63	2	27.00	77.922	46.2
64	2	27.05	77.922	46.2
65	2	27.37	65.217	55.2
66	1	27.55	72.289	49.8
67	2	27.56	78.947	45.6
68	1	27.91	109.091	33.0
69	1	27.98	74.074	48.6
70	2	28.00	111.111	32.4
71	2	28.01	76.923	46.8
72	1	28.24	105.263	34.2
73	1	28.25	101.695	35.4
74	1	28.45	92.308	39.0
75	2	28.47	73.171	49.2
76	1	28.68	96.774	37.2
77	2	28.92	80.000	45.0
78	1	28.95	78.947	45.6
79	1	29.06	120.000	30.0
80	2	29.21	84.507	42.6
81	1	29.40	100.000	36.0
82	1	29.51	96.774	37.2
83	1	29.56	100.000	36.0
84	1	29.71	101.695	35.4
85	1	29.80	107.143	33.6
86	1	29.84	113.208	31.8

STREKNINGSFAST VEJ 40 MOD MIDDELFART
TIR 28 4 81 KL. 1340 - 1420 KM 177.3 - 178.3 . 408127702

11:31 MONDAY, FEBRUARY 15, 1982 107

SORTERET LISTE - ALLE BILTYPER - I TIDSGRUPPER

----- TIDSGRUP=3 -----

OBS	TYPE	STARTTID	HAST	TIDSFB
87	6	30.05	88.235	40.8
88	2	30.34	82.192	43.8
89	1	30.45	85.714	42.0
90	1	30.48	105.263	34.2
91	2	30.56	82.192	43.8
92	3	30.62	103.448	34.8
93	1	30.85	133.333	27.0
94	3	31.50	107.143	33.6
95	1	31.60	109.091	33.0
96	1	31.75	93.750	38.4
97	1	31.89	98.361	36.6
98	2	32.10	72.289	49.8
99	1	32.32	107.143	33.6
100	1	32.88	101.695	35.4
101	1	32.90	96.774	37.2
102	1	32.92	100.000	36.0
103	2	33.01	81.081	44.4
104	2	33.10	85.714	42.0
105	1	33.12	113.208	31.8
106	1	33.32	120.000	30.0
107	1	33.44	101.695	35.4
108	1	33.59	98.361	36.6
109	1	34.10	98.361	36.6
110	2	34.28	73.171	49.2
111	2	34.76	85.714	42.0
112	1	34.83	86.957	41.4
113	1	35.97	84.507	42.6

----- TIDSGRUP=4 -----

OBS	TYPE	STARTTID	HAST	TIDSFB
114	1	36.20	107.143	33.6
115	2	36.25	81.081	44.4
116	2	36.51	78.947	45.6
117	1	36.58	89.552	40.2
118	2	36.83	82.192	43.8
119	2	36.99	83.333	43.2
120	1	37.09	105.263	34.2
121	1	37.43	101.695	35.4
122	1	37.68	93.750	38.4
123	1	37.69	100.000	36.0
124	1	38.03	117.647	30.6
125	2	38.27	85.714	42.0
126	2	38.29	80.000	45.0
127	1	38.40	101.695	35.4
128	4	38.70	88.235	40.8
129	1	38.76	96.774	37.2

STRÆKNINGSHAST VEJ 40 MOD MIDDELFART
TIR 28 4 81 KL. 1340 - 1420 KM 177.3 - 178.3

11:31 MONDAY, FEBRUARY 15, 1982 108
408127702

SORTERET LISTE - ALLE BILTYPER - I TIDSGRUPPER

TIDSGRUP=4

OBS	TYPE	STARTTID	HAST	TIDSFB
130	1	38.77	105.263	34.2
131	1	38.77	101.695	35.4
132	1	39.08	93.750	38.4
133	1	39.09	101.695	35.4
134	1	39.21	92.308	39.0
135	1	39.32	103.448	34.8
136	2	39.61	85.714	42.0
137	1	39.87	85.714	42.0
138	1	40.56	109.091	33.0
139	2	40.66	92.308	39.0
140	2	40.70	77.922	46.2
141	2	40.74	77.922	46.2
142	1	40.80	105.263	34.2
143	1	41.01	93.750	38.4
144	1	41.44	111.111	32.4
145	2	41.55	81.081	44.4
146	1	41.70	77.922	46.2
147	1	41.82	105.263	34.2

TIDSGRUP=5

OBS	TYPE	STARTTID	HAST	TIDSFB
148	1	42.27	103.448	34.8
149	1	42.33	92.308	39.0
150	2	42.47	75.949	47.4
151	1	42.72	96.774	37.2
152	2	42.84	77.922	46.2
153	2	42.95	82.192	43.8
154	1	42.96	103.448	34.8
155	1	43.17	77.922	46.2
156	1	43.30	81.081	44.4
157	1	43.34	111.111	32.4
158	1	43.42	100.000	36.0
159	1	43.84	101.695	35.4
160	1	43.88	95.238	37.8
161	1	44.02	93.750	38.4
162	1	44.10	95.238	37.8
163	1	44.14	98.361	36.6
164	1	44.16	98.361	36.6
165	1	44.47	115.385	31.2
166	2	44.68	83.333	43.2
167	5	44.88	85.714	42.0
168	5	44.90	83.333	43.2
169	1	45.96	58.252	61.8
170	1	46.11	62.500	57.6
171	6	46.30	76.923	46.8
172	1	46.45	105.263	34.2

STRÆKNINGSHAST VEJ 40 MOD MIDDELFART
TIR 28 4 81 KL. 1340 - 1420 KM 177.3 - 178.311:31 MONDAY, FEBRUARY 15, 1982 109
408127702

SORTERET LISTE - ALLE BILTYPER - I TIDSGRUPPER

----- TIDSGRUP=5 -----

OBS	TYPE	STARTTID	HAST	TIDSFB
173	2	46.85	70.5882	51.0
174	1	47.16	78.9474	45.6
175	1	47.56	95.2381	37.8
176	2	47.58	76.9231	46.8
177	2	47.88	74.0741	48.6
178	1	47.94	93.7500	38.4

----- TIDSGRUP=6 -----

OBS	TYPE	STARTTID	HAST	TIDSFB
179	1	48.23	75.949	47.4
180	1	48.30	98.361	36.6
181	1	48.47	88.235	40.8
182	1	49.21	96.774	37.2
183	1	49.42	111.111	32.4
184	1	49.62	95.238	37.8
185	1	49.75	96.774	37.2
186	1	49.94	89.552	40.2
187	1	49.96	105.263	34.2
188	1	50.16	101.695	35.4
189	1	50.44	100.000	36.0
190	1	50.49	89.552	40.2
191	2	50.86	85.714	42.0
192	1	50.92	111.111	32.4
193	1	50.93	103.448	34.8
194	2	51.10	76.923	46.8
195	1	51.15	101.695	35.4
196	2	51.28	92.308	39.0
197	1	51.50	117.647	30.6
198	1	51.52	115.385	31.2

STRÆKNINGSHAST VEJ 40 MOD MIDDELFART 11:31 MONDAY, FEBRUARY 15, 1982 127
 TOR 21 5 81 KL. 1110 - 1210 KM 177.3 - 178.3 . 408127703

GENNEMSNIETSMAL FOR BILER FORDELT EFTER TYPE
 TYPE=1

VARIABLE	N	MEAN	STANDARD DEVIATION	MINIMUM VALUE	MAXIMUM VALUE	STD ERROR OF MEAN	SUM	VARIANCE	C.V.
HAST	187	101.40437758	9.78253443	69.76744186	130.43478261	0.71536977	18962.618608	95.69797984	9.647
TIDSFB	187	35.84919786	3.66531797	27.60000000	51.60000000	0.26803460	6703.800000	13.43455580	10.224
----- TYPE=2 -----									
HAST	104	80.62319182	5.64729744	65.93406593	96.77419355	0.55376307	8384.8119492	31.89196834	7.005
TIDSFB	104	44.86730769	3.11596086	37.20000000	54.60000000	0.30554510	4666.2000000	9.70921210	6.945
----- TYPE=5 -----									
HAST	1	80.00000000	.	80.00000000	80.00000000	.	80.00000000	.	.
TIDSFB	1	45.00000000	.	45.00000000	45.00000000	.	45.00000000	.	.

STRÆKNINGSHAST VEJ 40 MOD MIDDELFART
TOR 21 5 81 KL. 1110 - 1210 KM 177.3 - 178.311:31 MONDAY, FEBRUARY 15, 1982 128
408127703

HASTIGHEDSFORDELING FOR PERSONBILER

FREQUENCY BAR CHART

MIDPOINT
HAST

FREQ	CUM. FREQ	PERCENT	CUM. PERCENT
0	0	0.00	0.00
0	0	0.00	0.00
0	0	0.00	0.00
0	0	0.00	0.00
0	0	0.00	0.00
1	1	0.53	0.53
0	1	0.00	0.53
5	6	2.67	3.21
5	11	2.67	5.88
12	23	6.42	12.30
19	42	10.16	22.46
41	83	21.93	44.39
31	114	16.58	60.96
39	153	20.86	81.82
17	170	9.09	90.91
15	185	8.02	98.93
2	187	1.07	100.00

42.5
47.5
52.5
57.5
62.5
67.5
72.5
77.5
82.5
87.5
92.5
97.5
102.5
107.5
112.5
117.5
122.5

**

2 4 6 8 10 12 14 16 18 20 22 24 26 28 30 32 34 36 38 40

FREQUENCY

STRÆKNINGSHAST VEJ 40 MOD MIDDELFART
TOR 21 5 81 KL. 1110 - 1210 KM 177.3 - 178.3

11:31 MONDAY, FEBRUARY 15, 1982 129
408127703

HASTIGHEDSFORDELING FOR LASTBILER

FREQUENCY BAR CHART

MIDPOINT
HAST

42.5
47.5
52.5
57.5
62.5
67.5
72.5
77.5
82.5
87.5
92.5
97.5
102.5

**

FREQ	CUM. FREQ	PERCENT	CUM. PERCENT
0	0	0.00	0.00
0	0	0.00	0.00
0	0	0.00	0.00
0	0	0.00	0.00
0	0	0.00	0.00
1	1	0.96	0.96
17	18	16.35	17.31
37	55	35.58	52.88
28	83	26.92	79.81
16	99	15.38	95.19
3	102	2.88	98.08
2	104	1.92	100.00
0	104	0.00	100.00

2 4 6 8 10 12 14 16 18 20 22 24 26 28 30 32 34 36

FREQUENCY

STRÆKNINGSHAST VEJ 40 MOD MIDDELFART
TOR 21 5 81 KL. 1110 - 1210 KM 177.3 - 178.3

11:31 MONDAY, FEBRUARY 15, 1982 130
408127703

HASTIGHEDSFORDELING FOR ALLE BILTYPER

FREQUENCY BAR CHART

MIDPOINT
HAST

	FREQ	CUM. FREQ	PERCENT	CUM. PERCENT
42.5	0	0	0.00	0.00
47.5	0	0	0.00	0.00
52.5	0	0	0.00	0.00
57.5	0	0	0.00	0.00
62.5	0	0	0.00	0.00
67.5	2	2	0.68	0.68
72.5	17	19	5.82	6.51
77.5	43	62	14.73	21.23
82.5	33	95	11.30	32.53
87.5	28	123	9.59	42.12
92.5	22	145	7.53	49.66
97.5	43	188	14.73	64.38
102.5	31	219	10.62	75.00
107.5	39	258	13.36	88.36
112.5	17	275	5.82	94.18
117.5	15	290	5.14	99.32
122.5	2	292	0.68	100.00

FREQUENCY

STRÆKNINGSHAST VEJ 3 MOD KASTRUP
ONS 1 4 81 KL. 1400 - 1453 KM 44.6 - 45.7

38114501 11:31 MONDAY, FEBRUARY 15, 1982

SORTERET LISTE - ALLE BILTYPER - I TIDSGRUPPER

----- TIDSGRUP=3 -----

OBS	TYPE	STARTTID	HAST	TIDSF8
234	5	39.80	75.862	47.4545
235	1	39.82	88.000	40.9091
236	2	39.86	77.647	46.3636
237	1	39.91	117.857	30.5455
238	1	39.99	90.411	39.8182
239	1	40.06	90.411	39.8182
240	1	40.10	88.000	40.9091
241	2	40.30	78.571	45.8182
242	1	40.32	103.125	34.9091
243	1	40.33	86.842	41.4545
244	1	40.49	98.507	36.5455
245	1	40.51	91.667	39.2727
246	1	40.66	89.189	40.3636
247	1	40.69	106.452	33.8182
248	2	40.72	73.333	49.0909
249	1	40.78	90.411	39.8182
250	2	40.90	80.488	44.7273
251	1	40.91	91.667	39.2727
252	1	41.05	86.842	41.4545
253	1	41.08	67.347	53.4545
254	1	41.16	80.488	44.7273
255	1	41.23	104.762	34.3636
256	1	41.31	81.481	44.1818
257	1	41.34	100.000	36.0000
258	2	41.54	77.647	46.3636
259	1	41.62	83.544	43.0909
260	1	41.74	90.411	39.8182
261	1	41.86	108.197	33.2727
262	1	41.89	77.647	46.3636
263	1	41.97	83.544	43.0909
264	1	42.02	97.059	37.0909
265	1	42.04	94.286	38.1818
266	2	42.10	84.615	42.5455
267	4	42.11	83.544	43.0909
268	1	42.11	75.862	47.4545
269	2	42.15	85.714	42.0000
270	1	42.42	91.667	39.2727
271	1	42.44	110.000	32.7273
272	1	42.51	85.714	42.0000
273	1	42.69	89.189	40.3636
274	1	42.72	91.667	39.2727
275	1	42.73	97.059	37.0909
276	1	42.74	80.488	44.7273
277	2	42.88	72.527	49.6364
278	1	42.89	83.544	43.0909
279	2	42.97	75.000	48.0000
280	2	43.19	73.333	49.0909
281	1	43.22	89.189	40.3636
282	1	43.24	80.488	44.7273

STRÆKNINGSHAST VEJ 40 MOD MIDDELFART
TOR 21 5 81 KL. 1110 - 1210 KM 177.3 - 178.3

11:31 MONDAY, FEBRUARY 15, 1982 131
408127703

HASTIGHEDSFORDELING FOR ALLE BILTYPER

TABLE OF TYPE BY HAST

TYPE	HAST								
FREQUENCY PERCENT ROW PCT COL PCT	7	8	9	10	11	12	13	TOTAL	
1	1 0.34 0.53 5.26	10 3.42 5.35 13.16	31 10.62 16.58 62.00	72 24.66 38.50 97.30	56 19.18 29.95 100.00	16 5.48 8.56 100.00	1 0.34 0.53 100.00	187 64.04	
2	18 6.16 17.31 94.74	65 22.26 62.50 85.53	19 6.51 18.27 38.00	2 0.68 1.92 2.70	0 0.00 0.00 0.00	0 0.00 0.00 0.00	0 0.00 0.00 0.00	104 35.62	
5	0 0.00 0.00 0.00	1 0.34 100.00 1.32	0 0.00 0.00 0.00	0 0.00 0.00 0.00	0 0.00 0.00 0.00	0 0.00 0.00 0.00	0 0.00 0.00 0.00	1 0.34	
TOTAL	19 6.51	76 26.03	50 17.12	74 25.34	56 19.18	16 5.48	1 0.34	292 100.00	

STRÆKNINGSHAST VEJ 40 MOD MIDDELFART 11:31 MONDAY, FEBRUARY 15, 1982 125
 TOR 21 5 81 KL. 1110 - 1210 KM 177.3 - 178.3 . 408127703

GENNEMSNITSMAL FOR PERSONBILER I TIDSGRUPPER
 TIDSGRUP=1

VARIABLE	N	MEAN	STANDARD DEVIATION	MINIMUM VALUE	MAXIMUM VALUE	STD ERROR OF MEAN	SUM	VARIANCE	C.V.
HAST	19	96.90745560	12.34841086	69.76744186	130.43478261	2.83291974	1841.2416565	152.48325069	12.742
TIDSFB	19	37.73684211	5.00357767	27.60000000	51.60000000	1.14789944	717.0000000	25.03578947	13.259

TIDSGRUP=2

HAST	18	102.52558207	8.97933368	88.23529412	120.00000000	2.11644925	1845.4604772	80.62843333	8.758
TIDSFB	18	35.36666667	3.07647621	30.00000000	40.80000000	0.72513240	636.6000000	9.46470588	8.699

TIDSGRUP=3

HAST	15	99.48972805	11.27723694	82.19178082	122.44897959	2.91177006	1492.3459208	127.17607308	11.335
TIDSFB	15	36.60000000	3.95402146	29.40000000	43.80000000	1.02092395	549.0000000	15.63428571	10.803

TIDSGRUP=4

HAST	15	99.90045471	9.96989293	77.92207792	113.20754717	2.57421529	1498.5068207	99.39876503	9.980
TIDSFB	15	36.40000000	3.93881781	31.80000000	46.20000000	1.01699838	546.0000000	15.51428571	10.821

TIDSGRUP=5

HAST	17	99.51066985	8.87473677	80.00000000	117.64705882	2.15243983	1691.6813875	78.76095270	8.918
TIDSFB	17	36.45882353	3.38434979	30.60000000	45.00000000	0.82082539	619.8000000	11.45382353	9.283

TIDSGRUP=6

HAST	11	99.21345041	10.40750129	82.19178082	115.38461538	3.13797971	1091.3479546	108.31608310	10.490
TIDSFB	11	36.65454545	3.89265042	31.20000000	43.80000000	1.17367826	403.2000000	15.15272727	10.620

TIDSGRUP=7

HAST	9	104.60928483	6.51323976	93.75000000	115.38461538	2.17107992	941.48356350	42.42229214	6.226
TIDSFB	9	34.53333333	2.16564078	31.20000000	38.40000000	0.72188026	310.8000000	4.69000000	6.271

TIDSGRUP=8

HAST	35	104.72126408	6.02011953	90.90909091	115.38461538	1.01758593	3665.2442429	36.24183920	5.749
TIDSFB	35	34.49142857	2.05474650	31.20000000	39.60000000	0.34731555	1207.2000000	4.22198319	5.957

TIDSGRUP=9

HAST	33	102.96951896	9.56193583	80.00000000	117.64705882	1.66451938	3397.9941258	91.43061677	9.286
TIDSFB	33	35.27272727	3.47520438	30.60000000	45.00000000	0.60495543	1164.0000000	12.07704545	9.852

TIDSGRUP=10

HAST	15	99.82083055	13.27238909	78.94736842	120.00000000	3.42691613	1497.3124582	176.15631208	13.296
TIDSFB	15	36.68000000	4.99359590	30.00000000	45.60000000	1.28934092	550.2000000	24.93600000	13.614

STRÆKNINGSFAST VEJ 40 MOD MIDDELFART 11:31 MONDAY, FEBRUARY 15, 1982 126
 TOR 21 5 81 KL. 1110 - 1210 KM 177.3 - 178.3 408127703

GENNEMSNITSMAL FOR ALLE BILER I TIDSGRUPPER
 TIDSGRUP=1

VARIABLE	N	MEAN	STANDARD DEVIATION	MINIMUM VALUE	MAXIMUM VALUE	STD ERROR OF MEAN	SUM	VARIANCE	C.V.
HAST	28	92.22314797	12.51041097	69.76744186	130.43478261	2.36424545	2582.2481432	156.51038270	13.565
TIDSFB	28	39.70714286	5.23845670	27.60000000	51.60000000	0.98997526	1111.8000000	27.44142857	13.193

TIDSGRUP=2

HAST	23	97.63759053	12.53018820	74.07407407	120.00000000	2.61272485	2245.6645823	157.00561636	12.833
TIDSFB	23	37.48695652	5.06496920	30.00000000	48.60000000	1.05611909	862.2000000	25.65391304	13.511

TIDSGRUP=3

HAST	18	96.28437877	12.75373899	74.07407407	122.44897959	3.00608511	1733.1188179	162.65785826	13.246
TIDSFB	18	38.00000000	4.94344486	29.40000000	48.60000000	1.16518113	684.0000000	24.43764706	13.009

TIDSGRUP=4

HAST	26	91.16234253	13.41719966	65.93406593	113.20754717	2.63132934	2370.2209058	180.02124673	14.718
TIDSFB	26	40.33846154	6.06043410	31.80000000	54.60000000	1.18854891	1048.8000000	36.72886154	15.024

TIDSGRUP=5

HAST	31	90.52451221	12.76927200	70.58823529	117.64705882	2.29342895	2806.2598786	163.05430733	14.106
TIDSFB	31	40.54838710	5.76494411	30.60000000	51.00000000	1.03541453	1257.0000000	33.23458065	14.217

TIDSGRUP=6

HAST	18	91.50569502	13.15940725	74.07407407	115.38461538	3.10170203	1647.1025103	173.16999914	14.381
TIDSFB	18	40.10000000	5.62191092	31.20000000	48.60000000	1.32509711	721.8000000	31.60588235	14.020

TIDSGRUP=7

HAST	22	89.31246109	13.94173799	72.28915663	115.38461538	2.97238853	1964.8741440	194.37205811	15.610
TIDSFB	22	41.20909091	6.07774309	31.20000000	49.80000000	1.29577918	906.6000000	36.93896104	14.749

TIDSGRUP=8

HAST	48	97.84985920	12.88122880	72.28915663	115.38461538	1.85924523	4696.7932414	165.92605537	13.164
TIDSFB	48	37.50000000	5.52964929	31.20000000	49.80000000	0.79813613	1800.0000000	30.57702128	14.746

TIDSGRUP=9

HAST	49	96.53583890	12.59375716	75.94936709	117.64705882	1.79910817	4730.2561061	158.60271946	13.046
TIDSFB	49	37.93469388	5.06349480	30.60000000	47.40000000	0.72335640	1858.8000000	25.63897959	13.348

TIDSGRUP=10

HAST	29	91.41007680	13.33800525	72.28915663	120.00000000	2.47680540	2650.8922273	177.90238418	14.591
TIDSFB	29	40.13793103	5.40795801	30.00000000	49.80000000	1.00423259	1164.0000000	29.24600985	13.473

STRÅKNINGSHAST VEJ 40 MOD MIDDELFART
TOR 21 5 81 KL. 1110 - 1210 KM 177.3 - 178.311:31 MONDAY, FEBRUARY 15, 1982 117
408127703

SORTERET LISTE - ALLE BILTYPER - I TIDSGRUPPER

----- TIDSGRUP=1 -----

OBS	TYPE	STARTTID	HAST	TIDSFB
1	2	14.99	82.192	43.8
2	2	15.27	88.235	40.8
3	1	15.35	107.143	33.6
4	1	15.45	100.000	36.0
5	3	15.73	130.435	27.6
6	2	15.87	83.333	43.2
7	2	16.39	81.081	44.4
8	1	16.51	80.000	45.0
9	1	16.93	96.774	37.2
10	1	17.02	90.909	39.6
11	1	17.30	69.767	51.6
12	1	17.82	103.448	34.8
13	1	18.20	101.695	35.4
14	2	18.50	81.081	44.4
15	1	18.58	93.750	38.4
16	1	19.17	98.361	36.6
17	2	19.22	86.957	41.4
18	4	19.22	82.192	43.8
19	1	19.60	96.774	37.2
20	2	19.61	84.507	42.6
21	1	19.85	96.774	37.2
22	2	19.92	71.429	50.4
23	1	20.15	105.263	34.2
24	1	20.31	103.448	34.8
25	1	20.71	98.361	36.6
26	1	20.78	95.238	37.8
27	1	21.06	90.909	39.6
28	3	21.98	82.192	43.8

----- TIDSGRUP=2 -----

OBS	TYPE	STARTTID	HAST	TIDSFB
29	2	22.10	80.000	45.0
30	1	22.13	92.308	39.0
31	1	22.14	90.909	39.6
32	1	22.17	92.308	39.0
33	1	22.41	120.000	30.0
34	2	23.56	78.947	45.6
35	1	23.68	100.000	36.0
36	1	23.76	107.143	33.6
37	1	23.92	101.695	35.4
38	1	24.05	103.448	34.8
39	1	24.09	105.263	34.2
40	1	24.39	115.385	31.2
41	1	25.18	96.774	37.2
42	1	25.21	109.091	33.0
43	1	25.36	96.774	37.2

STRÆKNINGSHAST VEJ 40 MOD MIDDELFART 11:31 MONDAY, FEBRUARY 15, 1982 118
TOR 21 5 81 KL. 1110 - 1210 KM 177.3 - 178.3 . 408127703

SORTERET LISTE - ALLE BILTYPER - I TIDSGRUPPER

----- TIDSGRUP=2 -----

OBS	TYPE	STARTTID	HAST	TIDSFB
44	1	25.37	111.111	32.4
45	1	25.75	88.235	40.8
46	1	25.86	103.448	34.8
47	1	26.77	98.361	36.6
48	1	26.83	113.208	31.8
49	2	27.21	88.235	40.8
50	2	27.75	78.947	45.6
51	2	27.89	74.074	48.6

----- TIDSGRUP=3 -----

OBS	TYPE	STARTTID	HAST	TIDSFB
52	1	28.27	89.552	40.2
53	1	28.38	101.695	35.4
54	1	28.93	90.909	39.6
55	2	29.11	74.074	48.6
56	1	29.73	89.552	40.2
57	1	30.07	103.448	34.8
58	1	30.12	122.449	29.4
59	1	30.12	117.647	30.6
60	1	30.26	98.361	36.6
61	1	31.05	82.192	43.8
62	1	31.18	92.308	39.0
63	1	31.22	113.208	31.8
64	2	32.44	84.507	42.6
65	1	32.70	95.238	37.8
66	1	33.35	96.774	37.2
67	1	33.73	105.263	34.2
68	1	33.81	93.750	38.4
69	2	33.85	82.192	43.8

----- TIDSGRUP=4 -----

OBS	TYPE	STARTTID	HAST	TIDSFB
70	2	34.15	75.000	48.0
71	1	34.18	98.361	36.6
72	1	34.85	100.000	36.0
73	1	35.22	113.208	31.8
74	2	35.97	75.949	47.4
75	1	36.38	98.361	36.6
76	1	36.40	96.774	37.2
77	1	36.89	77.922	46.2
78	2	36.92	74.074	48.6
79	4	37.21	86.957	41.4
80	1	37.25	109.091	33.0

STRÆKNINGSHAST VEJ 40 MOD MIDDELFART 11:31 MONDAY, FEBRUARY 15, 1982 119
 TOR 21 5 81 KL. 1110 - 1210 KM 177.3 - 178.3 408127703

SORTERET LISTE - ALLE BILTYPER - I TIDSGRUPPER

TIDSGRUP=4

OBS	TYPE	STARTTID	HAST	TIDSFB
81	2	37.38	65.934	54.6
82	2	37.40	77.922	46.2
83	1	37.54	105.263	34.2
84	1	37.64	88.235	40.8
85	1	37.67	113.208	31.8
86	1	37.76	100.000	36.0
87	1	38.11	86.957	41.4
88	1	38.50	109.091	33.0
89	1	38.51	105.263	34.2
90	2	38.89	86.957	41.4
91	2	38.93	81.081	44.4
92	4	39.17	83.333	43.2
93	2	39.22	84.507	42.6
94	1	39.91	96.774	37.2
95	2	39.94	80.000	45.0

TIDSGRUP=5

OBS	TYPE	STARTTID	HAST	TIDSFB
96	2	40.29	71.429	50.4
97	2	40.30	70.588	51.0
98	2	40.37	75.000	48.0
99	2	40.59	80.000	45.0
100	1	40.83	93.750	38.4
101	1	40.93	98.361	36.6
102	1	41.17	109.091	33.0
103	4	41.34	82.192	43.8
104	1	41.37	80.000	45.0
105	1	41.47	103.448	34.8
106	1	41.51	95.238	37.8
107	1	41.53	103.448	34.8
108	2	41.62	80.000	45.0
109	1	41.69	95.238	37.8
110	1	42.01	89.552	40.2
111	2	42.21	73.171	49.2
112	1	42.66	117.647	30.6
113	1	43.04	89.552	40.2
114	2	43.25	89.552	40.2
115	4	43.26	81.081	44.4
116	2	43.70	81.081	44.4
117	1	44.30	95.238	37.8
118	2	44.52	89.552	40.2
119	1	44.73	105.263	34.2
120	1	45.01	107.143	33.6
121	2	45.11	74.074	48.6
122	1	45.32	105.263	34.2
123	1	45.38	100.000	36.0

STRÆKNINGSHAST VEJ 40 MOD MIDDELFART 11:31 MONDAY, FEBRUARY 15, 1982 120
TOR 21 5 81 KL. 1110 - 1210 KM 177.3 - 178.3 408127703

SORTERET LISTE - ALLE BILTYPER - I TIDSGRUPPER

----- TIDSGRUP=5 -----

OBS	TYPE	STARTTID	HAST	TIDSFB
124	2	45.54	90.909	39.6
125	2	45.61	75.949	47.4
126	1	45.66	103.448	34.8

----- TIDSGRUP=6 -----

OBS	TYPE	STARTTID	HAST	TIDSFB
127	1	46.28	95.238	37.8
128	1	46.57	82.192	43.8
129	1	46.74	103.448	34.8
130	2	46.96	81.081	44.4
131	4	47.81	76.923	46.8
132	1	48.60	92.308	39.0
133	2	49.03	90.909	39.6
134	2	49.14	74.074	48.6
135	1	50.03	111.111	32.4
136	1	50.21	86.957	41.4
137	1	50.37	115.385	31.2
138	2	50.56	77.922	46.2
139	1	50.59	98.361	36.6
140	1	51.08	95.238	37.8
141	2	51.14	76.923	46.8
142	1	51.21	100.000	36.0
143	2	51.45	77.922	46.2
144	1	51.78	111.111	32.4

----- TIDSGRUP=7 -----

OBS	TYPE	STARTTID	HAST	TIDSFB
145	2	52.29	73.171	49.2
146	2	52.40	72.289	49.8
147	2	52.44	86.957	41.4
148	1	52.54	101.695	35.4
149	2	53.01	78.947	45.6
150	2	53.47	83.333	43.2
151	1	53.51	98.361	36.6
152	2	53.57	77.922	46.2
153	2	53.61	77.922	46.2
154	2	53.64	81.081	44.4
155	1	53.72	103.448	34.8
156	3	54.07	115.385	31.2
157	1	54.21	103.448	34.8
158	1	54.48	93.750	38.4
159	2	54.54	80.000	45.0
160	2	54.65	80.000	45.0

STRÆKNINGSHAST VEJ 40 MOD MIDDELFART
TOR 21 5 81 KL. 1110 - 1210 KM 177.3 - 178.3

11:31 MONDAY, FEBRUARY 15, 1982 121
408127703

SORTERET LISTE - ALLE BILTYPER - I TIDSGRUPPER

TIDSGRUP=7

OBS	TYPE	STARTTID	HAST	TIDSFB
161	2	54.93	77.922	46.2
162	1	55.04	111.111	32.4
163	1	56.82	107.143	33.6
164	2	57.06	76.923	46.8
165	2	57.10	76.923	46.8
166	1	57.15	107.143	33.6

TIDSGRUP=8

OBS	TYPE	STARTTID	HAST	TIDSFB
167	1	58.26	113.208	31.8
168	1	58.68	96.774	37.2
169	2	58.68	78.947	45.6
170	2	58.83	76.923	46.8
171	2	58.92	76.923	46.8
172	5	59.03	80.000	45.0
173	1	59.15	107.143	33.6
174	1	59.40	105.263	34.2
175	2	59.48	96.774	37.2
176	1	60.00	103.448	34.8
177	2	60.10	72.289	49.8
178	1	60.13	98.361	36.6
179	2	60.29	74.074	48.6
180	1	60.40	100.000	36.0
181	1	60.68	109.091	33.0
182	1	60.88	93.750	38.4
183	1	60.92	113.208	31.8
184	1	61.00	109.091	33.0
185	1	61.08	111.111	32.4
186	1	61.09	101.695	35.4
187	2	61.19	80.000	45.0
188	1	61.27	96.774	37.2
189	2	61.31	82.192	43.8
190	3	61.35	103.448	34.8
191	2	61.83	74.074	48.6
192	1	62.35	90.909	39.6
193	1	62.37	113.208	31.8
194	1	62.37	98.361	36.6
195	1	62.40	105.263	34.2
196	1	62.58	103.448	34.8
197	1	62.62	115.385	31.2
198	2	62.80	77.922	46.2
199	1	62.85	107.143	33.6
200	1	62.91	107.143	33.6
201	1	62.97	109.091	33.0
202	1	63.03	111.111	32.4
203	1	63.20	103.448	34.8

STRÆKNINGSHAST VEJ 40 MOD MIDDELFART
TOR 21 5 81 KL. 1110 - 1210 KM 177.3 - 178.311:31 MONDAY, FEBRUARY 15, 1982 122
408127703

SORTERET LISTE - ALLE BILTYPER - I TIDSGRUPPER

----- TIDSGRUP=8 -----

OBS	TYPE	STARTTID	HAST	TIDSFB
204	1	63.22	107.143	33.6
205	1	63.23	105.263	34.2
206	1	63.27	105.263	34.2
207	4	63.28	76.923	46.8
208	1	63.31	109.091	33.0
209	1	63.34	107.143	33.6
210	1	63.43	103.448	34.8
211	1	63.45	103.448	34.8
212	1	63.79	92.308	39.0
213	1	63.88	105.263	34.2
214	2	63.99	84.507	42.6

----- TIDSGRUP=9 -----

OBS	TYPE	STARTTID	HAST	TIDSFB
215	1	64.38	111.111	32.4
216	1	64.60	103.448	34.8
217	2	64.60	83.333	43.2
218	1	64.73	105.263	34.2
219	1	64.85	117.647	30.6
220	1	64.88	115.385	31.2
221	1	64.92	113.208	31.8
222	1	64.95	109.091	33.0
223	1	64.96	80.000	45.0
224	1	65.02	107.143	33.6
225	1	65.06	115.385	31.2
226	1	65.33	93.750	38.4
227	1	65.35	117.647	30.6
228	1	65.38	107.143	33.6
229	1	65.43	111.111	32.4
230	1	65.44	100.000	36.0
231	2	65.56	81.081	44.4
232	2	66.47	95.238	37.8
233	1	66.50	109.091	33.0
234	2	66.52	80.000	45.0
235	1	66.59	93.750	38.4
236	2	66.73	83.333	43.2
237	1	66.77	98.361	36.6
238	1	66.79	85.714	42.0
239	1	66.87	98.361	36.6
240	2	66.98	89.552	40.2
241	1	67.01	98.361	36.6
242	1	67.06	109.091	33.0
243	1	67.44	109.091	33.0
244	2	67.54	78.947	45.6
245	3	67.62	105.263	34.2
246	2	67.70	83.333	43.2

STRÆKNINGSHAST VEJ 40 MOD MIDDELFART
TOR 21 5 81 KL. 1110 - 1210 KM 177.3 - 178.3

11:31 MONDAY, FEBRUARY 15, 1982 123
408127703

SORTERET LISTE - ALLE BILTYPER - I TIDSGRUPPER

TIDSGRUP=9

OBS	TYPE	STARTTID	HAST	TIDSFB
247	2	67.82	89.552	40.2
248	1	68.02	100.000	36.0
249	1	68.19	89.552	40.2
250	4	68.44	84.507	42.6
251	2	68.53	92.308	39.0
252	1	68.56	98.361	36.6
253	3	68.61	101.695	35.4
254	1	68.73	88.235	40.8
255	1	68.75	96.774	37.2
256	2	68.76	77.922	46.2
257	1	69.34	92.308	39.0
258	2	69.49	83.333	43.2
259	2	69.57	77.922	46.2
260	1	69.58	113.208	31.8
261	1	69.73	103.448	34.8
262	2	69.76	75.949	47.4
263	2	69.82	75.949	47.4

TIDSGRUP=10

OBS	TYPE	STARTTID	HAST	TIDSFB
264	1	70.07	115.385	31.2
265	1	70.10	78.947	45.6
266	1	70.15	101.695	35.4
267	1	70.26	82.192	43.8
268	2	70.37	82.192	43.8
269	2	70.50	80.000	45.0
270	2	70.52	80.000	45.0
271	2	70.75	85.714	42.0
272	1	70.93	96.774	37.2
273	1	71.03	120.000	30.0
274	1	71.08	83.333	43.2
275	2	71.25	88.235	40.8
276	3	71.38	88.235	40.8
277	1	71.81	98.361	36.6
278	1	71.85	103.448	34.8
279	2	71.93	83.333	43.2
280	1	72.02	92.308	39.0
281	2	72.04	86.957	41.4
282	2	72.69	85.714	42.0
283	2	72.97	75.949	47.4
284	2	73.23	86.957	41.4
285	1	73.28	96.774	37.2
286	2	73.47	75.949	47.4
287	1	73.49	115.385	31.2
288	1	73.86	115.385	31.2
289	2	74.24	83.333	43.2

STRÆKNINGSHAST VEJ 3 MOD KASTRUP
ONS 1 4 81 KL. 1400 - 1453 KM 44.6 - 45.7

11:31 MONDAY, FEBRUARY 15, 1982

7

SORTERET LISTE - ALLE BILTYPER - I TIDSGRUPPER

TIDSGRUP=3

OBS	TYPE	STARTTID	HAST	TIDSF8
283	1	43.27	103.125	34.9091
284	1	43.30	101.538	35.4545
285	2	43.39	72.527	49.6364
286	1	43.43	75.000	48.0000
287	1	43.56	75.862	47.4545
288	1	43.60	84.615	42.5455
289	1	43.65	88.000	40.9091
290	2	43.66	79.518	45.2727
291	3	43.75	108.197	33.2727
292	1	43.79	94.286	38.1818
293	1	43.79	92.958	38.7273
294	2	43.83	74.157	48.5455
295	1	43.88	103.125	34.9091
296	2	43.88	76.744	46.9091
297	1	43.92	75.000	48.0000
298	1	43.96	75.000	48.0000

TIDSGRUP=4

OBS	TYPE	STARTTID	HAST	TIDSF8
299	1	44.09	91.667	39.2727
300	2	44.20	89.189	40.3636
301	1	44.33	97.059	37.0909
302	1	44.36	92.958	38.7273
303	1	44.39	84.615	42.5455
304	1	44.44	94.286	38.1818
305	3	44.60	106.452	33.8182
306	2	44.66	72.527	49.6364
307	2	44.68	71.739	50.1818
308	1	44.70	88.000	40.9091
309	1	44.73	72.527	49.6364
310	2	44.74	72.527	49.6364
311	1	44.99	82.500	43.6364
312	1	45.05	104.762	34.3636
313	1	45.10	97.059	37.0909
314	1	45.18	90.411	39.8182
315	1	45.36	92.958	38.7273
316	4	45.47	95.652	37.6364
317	2	45.50	78.571	45.8182
318	1	45.56	113.793	31.6364
319	2	45.56	72.527	49.6364
320	1	45.62	84.615	42.5455
321	1	45.63	104.762	34.3636
322	3	45.64	91.667	39.2727
323	1	45.67	101.538	35.4545
324	1	45.70	92.958	38.7273
325	6	45.74	83.544	43.0909

STRÆKNINGSHAST VEJ 40 MOD MIDDELFART
TOR 21 5 81 KL. 1110 - 1210 KM 177.3 - 178.311:31 MONDAY, FEBRUARY 15, 1982 124
408127703

SORTERET LISTE - ALLE BILTYPER - I TIDSGRUPPER

----- TIDSGRUP=10 -----

OBS	TYPE	STARTTID	HAST	TIDSFB
290	2	74.24	72.289	49.8
291	1	74.52	109.091	33.0
292	2	74.91	86.957	41.4

STRÆKNINGSFAST VEJ 40 MOD MIDDELFART 11:31 MONDAY, FEBRUARY 15, 1982 143
 TOR 21 5 81 KL. 1345 - 1435 KM 177.3 - 178.3 . 408127704

GENNEMSNITSMAL FOR BILER FORDELT EFTER TYPE
 TYPE=1

VARIABLE	N	MEAN	STANDARD DEVIATION	MINIMUM VALUE	MAXIMUM VALUE	STD ERROR OF MEAN	SUM	VARIANCE	C.V.
HAST	285	101.28113092	10.33625589	65.21739130	136.36363636	0.61226696	28865.122311	106.83818578	10.206
TIDSFB	285	35.92842105	3.85208001	26.40000000	55.20000000	0.22817753	10239.600000	14.83852039	10.722

TYPE=2

HAST	92	80.53350608	6.80207356	48.38709677	98.36065574	0.70916519	7409.0825591	46.26820467	8.446
TIDSFB	92	45.07173913	4.56932741	36.60000000	74.40000000	0.47638531	4146.6000000	20.87875299	10.138

TYPE=5

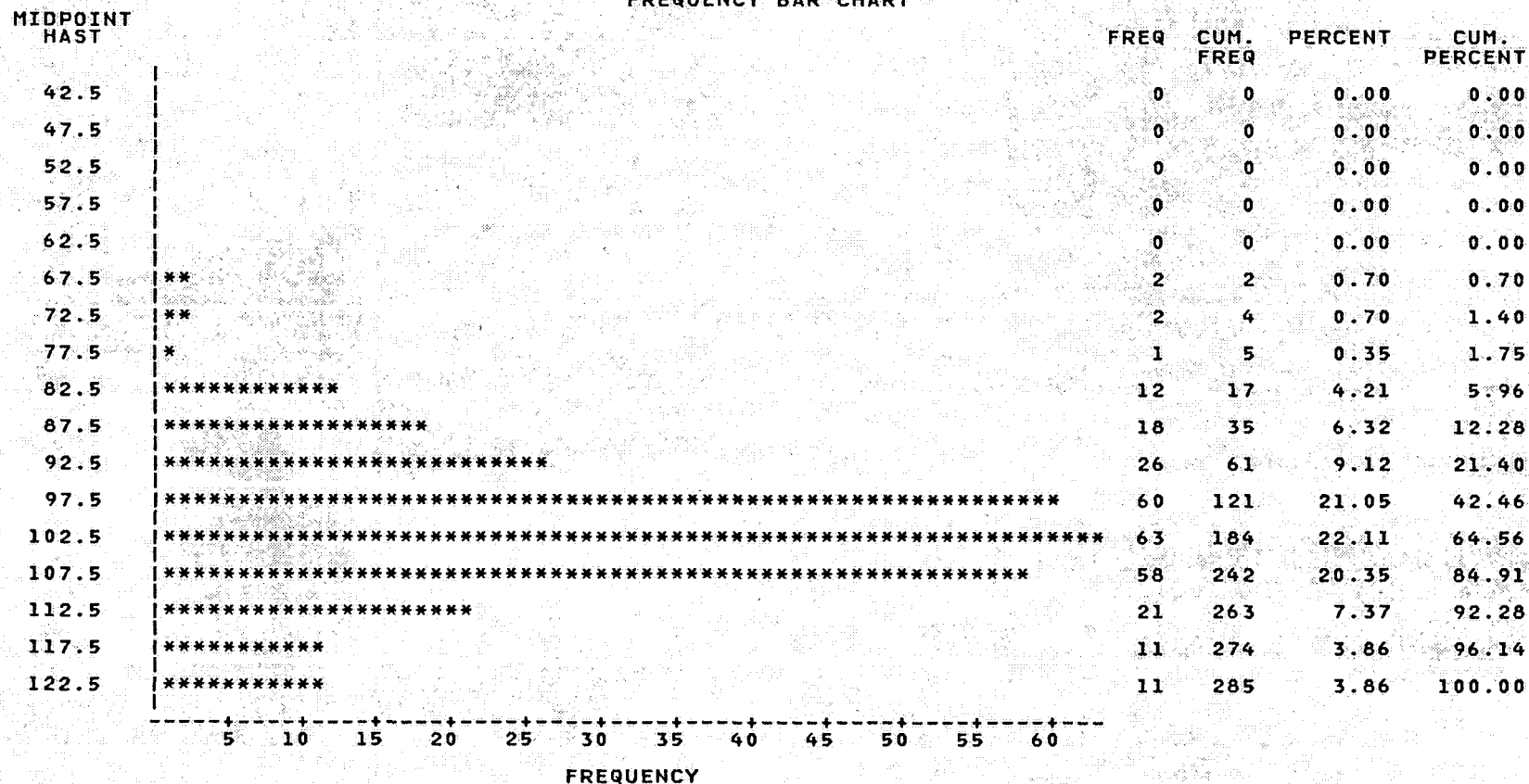
HAST	3	84.57123938	10.08091207	73.17073171	92.30769231	5.82021730	253.71371813	101.62478811	11.920
TIDSFB	3	43.00000000	5.44426304	39.00000000	49.20000000	3.14324673	129.00000000	29.64000000	12.661

STRÆKNINGSHAST VEJ 40 MOD MIDDELFART
TOR 21 5 81 KL. 1345 - 1435 KM 177.3 - 178.3

11:31 MONDAY, FEBRUARY 15, 1982 144
. 408127704

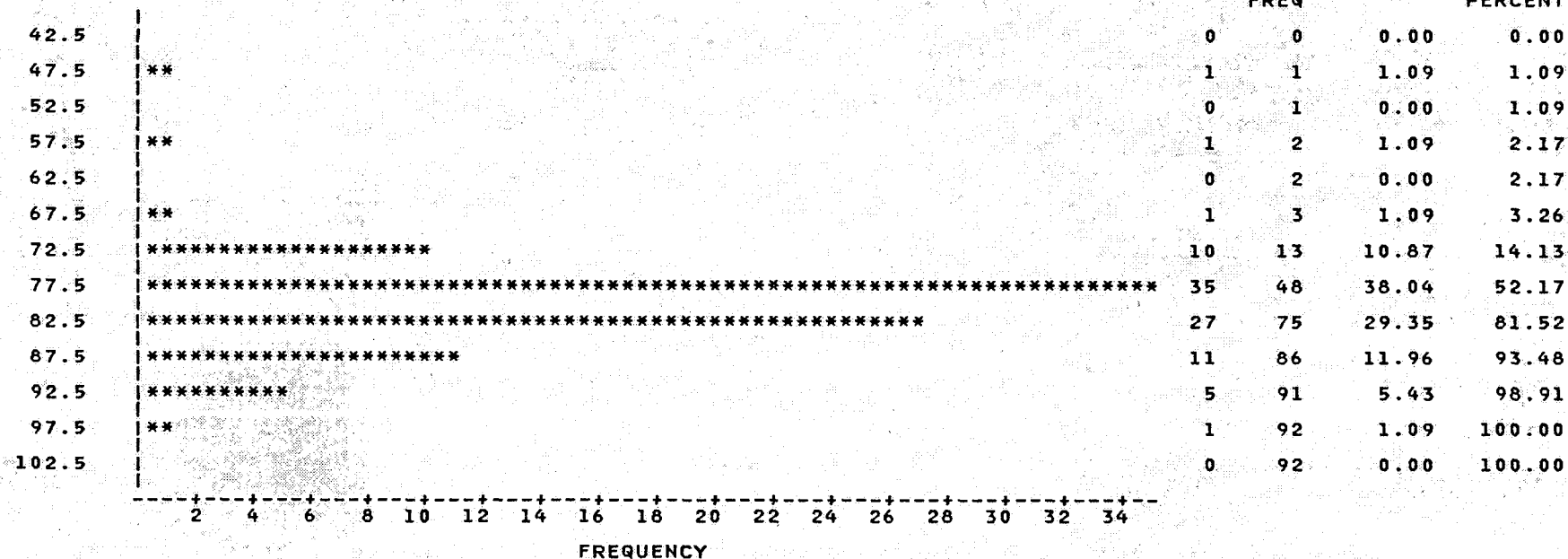
HASTIGHEDSFORDELING FOR PERSONBILER

FREQUENCY BAR CHART



11:31 MONDAY, FEBRUARY 15, 1982 145
408127704

MIDPOINT
HAST

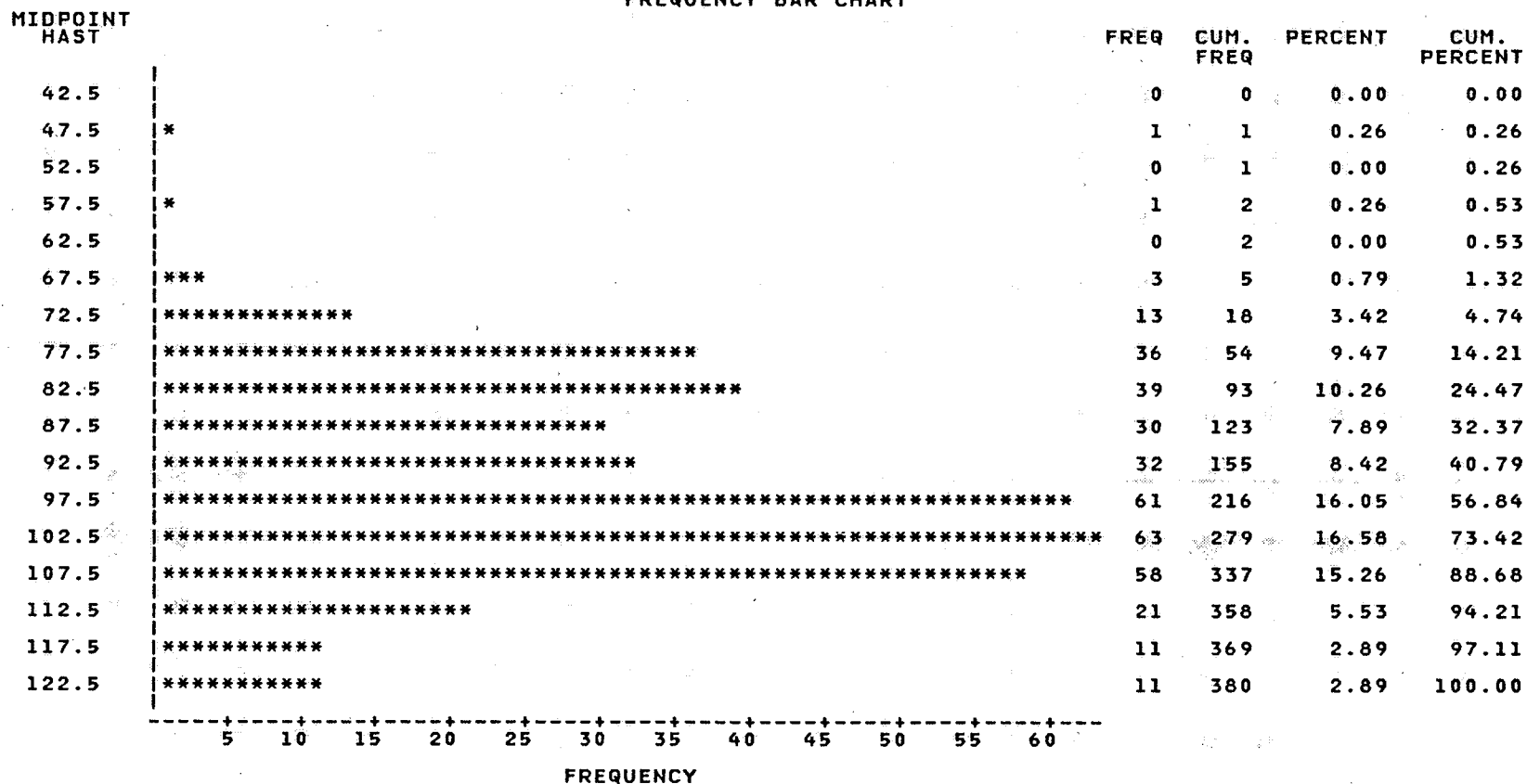


STRÆKNINGSHAST VEJ 40 MOD MIDDELFART
TOR 21 5 81 KL. 1345 - 1435 KM 177.3 - 178.3

11:31 MONDAY, FEBRUARY 15, 1982 146
. 408127704

HASTIGHEDSFORDELING FOR ALLE BILTYPER

FREQUENCY BAR CHART



STRÆKNINGSHAST VEJ 40 MOD MIDDELFART
TOR 21 5 81 KL. 1345 - 1435 KM 177.3 - 178.3

11:31 MONDAY, FEBRUARY 15, 1982 147
. 408127704

HASTIGHEDSFORDELING FOR ALLE BILTYPER

TABLE OF TYPE BY HAST

TYPE	HAST										TOTAL
FREQUENCY PERCENT ROW PCT COL PCT	5	6	7	8	9	10	11	12	13	14	
1	0 0.00 0.00 0.00	0 0.00 0.00 0.00	4 1.05 1.40 25.00	13 3.42 4.56 17.33	44 11.58 15.44 70.97	123 32.37 43.16 99.19	79 20.79 27.72 100.00	16 4.21 5.61 100.00	3 0.79 1.05 100.00	3 0.79 1.05 100.00	285 75.00
2	1 0.26 1.09 100.00	1 0.26 1.09 100.00	11 2.89 11.96 68.75	62 16.32 67.39 82.67	16 4.21 17.39 25.81	1 0.26 1.09 0.81	0 0.00 0.00 0.00	0 0.00 0.00 0.00	0 0.00 0.00 0.00	0 0.00 0.00 0.00	92 24.21
5	0 0.00 0.00 0.00	0 0.00 0.00 0.00	1 0.26 33.33 6.25	0 0.00 0.00 0.00	2 0.53 66.67 3.23	0 0.00 0.00 0.00	0 0.00 0.00 0.00	0 0.00 0.00 0.00	0 0.00 0.00 0.00	0 0.00 0.00 0.00	3 0.79
TOTAL	1 0.26	1 0.26	16 4.21	75 19.74	62 16.32	124 32.63	79 20.79	16 4.21	3 0.79	3 0.79	380 100.00

STREKNINGSFAST VEJ 40 MOD MIDDELFART
TOR 21 5 81 KL. 1345 - 1435 KM 177.3 - 178.3 . 408127704

11:31 MONDAY, FEBRUARY 15, 1982 141

GENNEMSNITSMAL FOR PERSONBILER I TIDSGRUPPER
TIDSGRUP=1

VARIABLE	N	MEAN	STANDARD DEVIATION	MINIMUM VALUE	MAXIMUM VALUE	STD ERROR OF MEAN	SUM	VARIANCE	C.V.
HAST	48	99.40557320	9.99137386	66.66666667	122.44897959	1.44213060	4771.4675137	99.82755158	10.051
TIDSFB	48	36.60000000	3.99531641	29.40000000	54.00000000	0.57667425	1756.8000000	15.96255319	10.916
----- TIDSGRUP=2 -----									
HAST	22	95.86196550	10.95702182	65.21739130	109.09090909	2.33604490	2108.9632410	120.05632706	11.430
TIDSFB	22	38.10000000	5.09032696	33.00000000	55.20000000	1.08526135	838.2000000	25.91142857	13.360
----- TIDSGRUP=3 -----									
HAST	19	104.97467283	7.90977299	86.95652174	117.64705882	1.81462638	1994.5187837	62.56450883	7.535
TIDSFB	19	34.48421053	2.67856992	30.60000000	41.40000000	0.61450609	655.2000000	7.17473684	7.768
----- TIDSGRUP=4 -----									
HAST	32	100.17263438	9.49329062	75.00000000	120.00000000	1.67819254	3205.5243001	90.12256672	9.477
TIDSFB	32	36.28125000	3.78242434	30.00000000	48.00000000	0.66864447	1161.0000000	14.30673387	10.425
----- TIDSGRUP=5 -----									
HAST	34	102.98280896	12.72460769	84.50704225	136.36363636	2.18225222	3501.4155048	161.91564089	12.356
TIDSFB	34	35.43529412	4.04234273	26.40000000	42.60000000	0.69325606	1204.8000000	16.34053476	11.408
----- TIDSGRUP=6 -----									
HAST	39	102.85290846	8.20643122	82.19178082	127.65957447	1.31408068	4011.2634299	67.34551340	7.979
TIDSFB	39	35.21538462	2.78431117	28.20000000	43.80000000	0.44584661	1373.4000000	7.75238866	7.907
----- TIDSGRUP=7 -----									
HAST	49	101.25613133	8.55499084	81.08108108	120.00000000	1.22214155	4961.5504353	73.18786827	8.449
TIDSFB	49	35.81632653	3.20125932	30.00000000	44.40000000	0.45732276	1755.0000000	10.24806122	8.938
----- TIDSGRUP=8 -----									
HAST	27	102.93269779	11.08388502	73.17073171	125.00000000	2.13309467	2779.1828403	122.85250720	10.768
TIDSFB	27	35.40000000	4.17685933	28.80000000	49.20000000	0.80383695	955.8000000	17.44615385	11.799
----- TIDSGRUP=9 -----									
HAST	15	102.08241748	15.13725442	82.19178082	136.36363636	3.90842228	1531.2362621	229.13647137	14.828
TIDSFB	15	35.96000000	5.08847437	26.40000000	43.80000000	1.31383843	539.4000000	25.89257143	14.150

STRÆKNINGSHAST VEJ 40 MOD MIDDELFART 11:31 MONDAY, FEBRUARY 15, 1982 142
 TOR 21 5 81 KL. 1345 - 1435 KM 177.3 - 178.3 . 408127704

GENNEMSNITSMAL FOR ALLE BILER I TIDSGRUPPER
 TIDSGRUP=1

VARIABLE	N	MEAN	STANDARD DEVIATION	MINIMUM VALUE	MAXIMUM VALUE	STD ERROR OF MEAN	SUM	VARIANCE	C.V.
HAST	64	95.10702460	11.70840885	66.66666667	122.44897959	1.46355111	6086.8495745	137.08683769	12.311
TIDSFB	64	38.43750000	4.89766708	29.40000000	54.00000000	0.61220839	2460.0000000	23.98714286	12.742
----- TIDSGRUP=2 -----									
HAST	37	90.60616446	10.98825326	65.21739130	109.09090909	1.80645771	3352.4280851	120.74170973	12.127
TIDSFB	37	40.31351351	4.98364894	33.00000000	55.20000000	0.81930684	1491.6000000	24.83675676	12.362
----- TIDSGRUP=3 -----									
HAST	25	98.10811111	15.65741799	48.38709677	117.64705882	3.13148360	2452.7027778	245.15473821	15.959
TIDSFB	25	37.99200000	8.89222132	30.60000000	74.40000000	1.77844426	949.8000000	79.07160000	23.406
----- TIDSGRUP=4 -----									
HAST	40	96.33733297	11.90013525	68.96551724	120.00000000	1.88157659	3853.4933189	141.61321907	12.353
TIDSFB	40	37.98000000	5.13126165	30.00000000	52.20000000	0.81132370	1519.2000000	26.32984615	13.510
----- TIDSGRUP=5 -----									
HAST	42	98.57898201	15.50446650	60.00000000	136.36363636	2.39239112	4140.3172445	240.38848158	15.728
TIDSFB	42	37.45714286	6.33892900	26.40000000	60.00000000	0.97811798	1573.2000000	40.18202091	16.923
----- TIDSGRUP=6 -----									
HAST	48	98.73035307	11.73278775	72.28915663	127.65957447	1.69348204	4739.0569473	137.65830840	11.884
TIDSFB	48	37.01250000	4.79066579	28.20000000	49.80000000	0.69147305	1776.6000000	22.95047872	12.943
----- TIDSGRUP=7 -----									
HAST	61	97.01228273	11.87701415	70.58823529	120.00000000	1.52069584	5917.7492466	141.06346519	12.243
TIDSFB	61	37.71147541	5.05312109	30.00000000	51.00000000	0.64698586	2300.4000000	25.53403279	13.399
----- TIDSGRUP=8 -----									
HAST	41	95.39067473	13.94674202	73.17073171	125.00000000	2.17811517	3911.0176641	194.51161284	14.621
TIDSFB	41	38.53170732	5.60046601	28.80000000	49.20000000	0.87464584	1579.8000000	31.36521951	14.535
----- TIDSGRUP=9 -----									
HAST	22	94.28653315	17.07302514	73.17073171	136.36363636	3.63998119	2074.3037293	291.48818757	18.108
TIDSFB	22	39.30000000	6.56940963	26.40000000	49.20000000	1.40060284	864.6000000	43.15714286	16.716

STRÆKNINGSHAST VEJ 40 MOD MIDDELFART
TOR 21 5 81 KL. 1345 - 1435 KM 177.3 - 178.3

11:31 MONDAY, FEBRUARY 15, 1982 132
408127704

SORTERET LISTE - ALLE BILTYPER - I TIDSGRUPPER

TIDSGRUP=1

OBS	TYPE	STARTTID	HAST	TIDSFB
1	2	19.95	76.923	46.8
2	1	20.23	117.647	30.6
3	1	20.28	98.361	36.6
4	1	20.53	101.695	35.4
5	1	20.53	88.235	40.8
6	1	20.72	113.208	31.8
7	1	20.75	101.695	35.4
8	3	20.81	92.308	39.0
9	1	20.84	96.774	37.2
10	2	20.88	84.507	42.6
11	1	20.92	105.263	34.2
12	1	21.15	107.143	33.6
13	1	21.18	111.111	32.4
14	1	21.24	89.552	40.2
15	1	21.40	101.695	35.4
16	3	21.75	92.308	39.0
17	1	22.00	92.308	39.0
18	1	22.20	103.448	34.8
19	1	22.49	98.361	36.6
20	1	22.51	107.143	33.6
21	1	22.75	90.909	39.6
22	1	22.85	93.750	38.4
23	1	23.40	101.695	35.4
24	2	23.42	80.000	45.0
25	2	23.48	84.507	42.6
26	2	23.64	80.000	45.0
27	2	23.73	85.714	42.0
28	1	23.85	93.750	38.4
29	2	23.95	84.507	42.6
30	1	24.04	107.143	33.6
31	1	24.16	96.774	37.2
32	1	24.24	101.695	35.4
33	1	24.32	101.695	35.4
34	2	24.40	75.949	47.4
35	1	24.44	103.448	34.8
36	5	24.50	92.308	39.0
37	2	24.50	75.949	47.4
38	1	24.56	96.774	37.2
39	1	24.60	90.909	39.6
40	1	24.61	90.909	39.6
41	1	24.63	105.263	34.2
42	1	24.76	113.208	31.8
43	2	24.86	74.074	48.6
44	1	24.91	96.774	37.2
45	1	24.93	89.552	40.2
46	1	25.08	96.774	37.2
47	1	25.10	113.208	31.8
48	2	25.23	78.947	45.6
49	1	25.29	95.238	37.8

STRÆKNINGSHAST VEJ 40 MOD MIDDELFART
TOR 21 5 81 KL. 1345 - 1435 KM 177.3 - 178.311:31 MONDAY, FEBRUARY 15, 1982 133
408127704

SORTERET LISTE - ALLE BILTYPER - I TIDSGRUPPER

----- TIDSGRUP=1 -----

OBS	TYPE	STARTTID	HAST	TIDSFB
50	2	25.31	83.333	43.2
51	1	25.53	88.235	40.8
52	1	25.66	100.000	36.0
53	3	25.90	98.361	36.6
54	1	26.02	107.143	33.6
55	1	26.26	86.957	41.4
56	1	26.28	90.909	39.6
57	2	26.34	88.235	40.8
58	1	26.36	107.143	33.6
59	1	26.71	88.235	40.8
60	5	26.73	88.235	40.8
61	3	26.80	117.647	30.6
62	1	26.82	66.667	54.0
63	2	26.90	82.192	43.8
64	1	26.93	122.449	29.4

----- TIDSGRUP=2 -----

OBS	TYPE	STARTTID	HAST	TIDSFB
65	2	27.07	76.923	46.8
66	2	27.12	93.750	38.4
67	3	27.15	95.238	37.8
68	1	27.15	81.081	44.4
69	2	27.16	78.947	45.6
70	2	27.28	81.081	44.4
71	1	27.44	84.507	42.6
72	1	27.48	103.448	34.8
73	1	27.58	90.909	39.6
74	1	27.58	90.909	39.6
75	2	27.76	83.333	43.2
76	2	28.03	83.333	43.2
77	1	28.08	98.361	36.6
78	1	28.20	96.774	37.2
79	4	28.26	90.909	39.6
80	1	28.43	107.143	33.6
81	1	28.49	86.957	41.4
82	1	28.68	96.774	37.2
83	1	28.93	88.235	40.8
84	1	29.07	109.091	33.0
85	1	29.55	65.217	55.2
86	1	29.70	107.143	33.6
87	2	29.76	84.507	42.6
88	2	30.15	78.947	45.6
89	2	30.21	84.507	42.6
90	2	30.39	83.333	43.2
91	1	30.57	100.000	36.0
92	1	30.57	86.957	41.4

STRÆKNINGSHAST VEJ 3 MOD KASTRUP
ONS 1 4 81 KL. 1400 - 1453 KM 44.6 - 45.7

38114501

11:31 MONDAY, FEBRUARY 15, 1982

8

SORTERET LISTE - ALLE BILTYPER - I TIDSGRUPPER

----- TIDSGRUP=4 -----

OBS	TYPE	STARTTID	HAST	TIDSF8
326	1	45.77	92.958	38.7273
327	1	45.97	94.286	38.1818
328	2	46.02	71.739	50.1818
329	1	46.05	86.842	41.4545
330	1	46.07	88.000	40.9091
331	1	46.08	92.958	38.7273
332	6	46.16	82.500	43.6364
333	2	46.31	81.481	44.1818
334	6	46.32	71.739	50.1818
335	2	46.33	81.481	44.1818
336	1	46.38	75.000	48.0000
337	1	46.44	76.744	46.9091
338	3	46.52	100.000	36.0000
339	2	46.53	77.647	46.3636
340	1	46.61	83.544	43.0909
341	1	46.64	97.059	37.0909
342	1	46.74	92.958	38.7273
343	2	46.74	76.744	46.9091
344	1	46.75	90.411	39.8182
345	1	46.80	90.411	39.8182
346	1	46.85	86.842	41.4545
347	1	46.87	97.059	37.0909
348	1	46.87	86.842	41.4545
349	3	46.95	97.059	37.0909
350	1	46.96	97.059	37.0909
351	6	47.00	75.862	47.4545
352	1	47.17	88.000	40.9091
353	1	47.20	91.667	39.2727
354	6	47.20	67.347	53.4545
355	2	47.48	68.041	52.9091
356	1	47.59	75.862	47.4545
357	1	47.68	92.958	38.7273
358	1	47.84	98.507	36.5455
359	1	47.97	122.222	29.4545
360	1	48.01	92.958	38.7273
361	2	48.03	68.750	52.3636
362	1	48.06	67.347	53.4545
363	1	48.12	88.000	40.9091
364	2	48.14	82.500	43.6364
365	1	48.40	81.481	44.1818
366	1	48.63	91.667	39.2727
367	1	48.67	84.615	42.5455
368	1	48.69	103.125	34.9091
369	2	48.80	81.481	44.1818
370	1	48.82	108.197	33.2727
371	1	48.85	100.000	36.0000
372	1	48.96	85.714	42.0000
373	1	49.00	103.125	34.9091
374	6	49.03	73.333	49.0909

STRÆKNINGSHAST VEJ 40 MOD MIDDELFART
TOR 21 5 81 KL. 1345 - 1435 KM 177.3 - 178.311:31 MONDAY, FEBRUARY 15, 1982 134
408127704

SORTERET LISTE - ALLE BILTYPER - I TIDSGRUPPER

----- TIDSGRUP=2 -----

OBS	TYPE	STARTTID	HAST	TIDSFB
93	2	30.79	77.922	46.2
94	2	31.03	83.333	43.2
95	3	31.20	109.091	33.0
96	2	31.20	85.714	42.0
97	1	31.38	100.000	36.0
98	1	31.54	105.263	34.2
99	1	31.89	109.091	33.0
100	1	32.53	96.774	37.2
101	2	32.86	76.923	46.8

----- TIDSGRUP=3 -----

OBS	TYPE	STARTTID	HAST	TIDSFB
102	2	33.09	75.000	48.0
103	1	33.11	103.448	34.8
104	1	33.98	103.448	34.8
105	2	34.12	86.957	41.4
106	2	34.21	80.000	45.0
107	1	34.26	96.774	37.2
108	1	34.42	109.091	33.0
109	2	34.63	83.333	43.2
110	1	35.62	98.361	36.6
111	1	35.69	107.143	33.6
112	2	36.03	84.507	42.6
113	2	36.24	48.387	74.4
114	1	36.43	100.000	36.0
115	1	36.54	113.208	31.8
116	1	36.56	111.111	32.4
117	1	36.63	86.957	41.4
118	1	36.93	117.647	30.6
119	1	37.02	113.208	31.8
120	1	37.12	117.647	30.6
121	1	37.16	96.774	37.2
122	1	37.18	101.695	35.4
123	1	37.36	111.111	32.4
124	1	38.55	100.000	36.0
125	1	38.56	103.448	34.8
126	1	38.57	103.448	34.8

STRÆKNINGSHAST VEJ 40 MOD MIDDELFART
TOR 21 5 81 KL. 1345 - 1435 KM 177.3 - 178.311:31 MONDAY, FEBRUARY 15, 1982 135
408127704

SORTERET LISTE - ALLE BILTYPER - I TIDSGRUPPER

----- TIDSGRUP=4 -----

OBS	TYPE	STARTTID	HAST	TIDSFB
127	1	39.25	103.448	34.8
128	1	39.28	107.143	33.6
129	1	39.37	115.385	31.2
130	1	39.58	105.263	34.2
131	1	39.73	107.143	33.6
132	1	39.73	88.235	40.8
133	2	39.85	75.000	48.0
134	1	39.88	103.448	34.8
135	1	39.90	103.448	34.8
136	1	39.96	92.308	39.0
137	1	40.40	105.263	34.2
138	1	40.55	95.238	37.8
139	1	40.68	105.263	34.2
140	1	40.76	96.774	37.2
141	1	40.79	98.361	36.6
142	1	40.83	92.308	39.0
143	1	40.90	92.308	39.0
144	2	40.90	68.966	52.2
145	3	41.24	77.922	46.2
146	1	41.41	98.361	36.6
147	2	41.86	82.192	43.8
148	2	42.28	75.949	47.4
149	2	42.45	85.714	42.0
150	1	42.79	101.695	35.4
151	1	42.87	90.909	39.6
152	1	42.93	95.238	37.8
153	1	43.08	98.361	36.6
154	1	43.15	111.111	32.4
155	2	43.32	84.507	42.6
156	2	43.39	83.333	43.2
157	1	43.62	107.143	33.6
158	1	43.72	75.000	48.0
159	1	43.73	109.091	33.0
160	1	43.73	103.448	34.8
161	1	43.95	103.448	34.8
162	2	44.03	92.308	39.0
163	1	44.26	120.000	30.0
164	1	44.56	93.750	38.4
165	1	44.81	105.263	34.2
166	1	44.95	103.448	34.8

STRÆKNINGSHAST VEJ 40 MOD MIDDELFART 11:31 MONDAY, FEBRUARY 15, 1982 136
TOR 21 5 81 KL. 1345 - 1435 KM 177.3 - 178.3 . 408127704

SORTERET LISTE - ALLE BILTYPER - I TIDSGRUPPER

----- TIDSGRUP=5 -----

OBS	TYPE	STARTTID	HAST	TIDSF8
167	2	45.19	60.000	60.0
168	2	45.20	93.750	38.4
169	2	45.21	71.429	50.4
170	1	45.35	96.774	37.2
171	1	45.48	84.507	42.6
172	1	45.52	85.714	42.0
173	1	45.60	84.507	42.6
174	1	45.72	103.448	34.8
175	1	45.84	95.238	37.8
176	1	45.87	96.774	37.2
177	1	46.35	122.449	29.4
178	2	46.43	105.263	34.2
179	2	46.45	73.171	49.2
180	1	46.49	103.448	34.8
181	1	46.64	95.238	37.8
182	2	46.70	98.361	36.6
183	1	47.05	93.750	38.4
184	1	47.07	100.000	36.0
185	1	47.12	98.361	36.6
186	1	47.24	98.361	36.6
187	2	47.53	80.000	45.0
188	1	47.64	93.750	38.4
189	1	47.80	100.000	36.0
190	2	47.93	80.000	45.0
191	1	48.18	96.774	37.2
192	1	48.50	109.091	33.0
193	1	48.52	136.364	26.4
194	1	48.86	105.263	34.2
195	1	49.03	109.091	33.0
196	1	49.25	111.111	32.4
197	1	49.47	103.448	34.8
198	1	49.63	105.263	34.2
199	2	49.73	82.192	43.8
200	1	49.89	90.909	39.6
201	3	49.90	127.660	28.2
202	1	49.91	105.263	34.2
203	1	50.20	101.695	35.4
204	1	50.35	111.111	32.4
205	1	50.38	105.263	34.2
206	1	50.76	103.448	34.8
207	1	50.88	85.714	42.0
208	1	50.99	136.364	26.4

STRÆKNINGSHAST VEJ 40 MOD MIDDELFART
TOR 21 5 81 KL. 1345 - 1435 KM 177.3 - 178.3

11:31 MONDAY, FEBRUARY 15, 1982 137
408127704

SORTERET LISTE - ALLE BILTYPER - I TIDSGRUPPER

TIDSGRUP=6

OBS	TYPE	STARTTID	HAST	TIDSFB
209	1	51.00	96.774	37.2
210	1	51.07	101.695	35.4
211	1	51.18	93.750	38.4
212	1	51.20	93.750	38.4
213	2	51.53	89.552	40.2
214	2	51.57	89.552	40.2
215	1	51.65	101.695	35.4
216	1	51.96	111.111	32.4
217	3	51.97	95.238	37.8
218	1	52.07	86.957	41.4
219	1	52.26	115.385	31.2
220	2	52.29	82.192	43.8
221	1	52.35	101.695	35.4
222	1	52.82	103.448	34.8
223	1	53.03	127.660	28.2
224	1	53.08	95.238	37.8
225	1	53.13	100.000	36.0
226	1	53.69	122.449	29.4
227	1	53.84	103.448	34.8
228	3	53.92	111.111	32.4
229	1	53.93	100.000	36.0
230	1	54.09	101.695	35.4
231	2	54.18	88.235	40.8
232	1	54.31	98.361	36.6
233	2	54.33	80.000	45.0
234	1	54.37	101.695	35.4
235	1	54.47	103.448	34.8
236	2	54.73	75.949	47.4
237	1	55.07	113.208	31.8
238	1	55.17	109.091	33.0
239	2	55.17	72.289	49.8
240	1	55.60	107.143	33.6
241	1	55.79	103.448	34.8
242	1	55.84	101.695	35.4
243	1	55.85	103.448	34.8
244	1	55.87	103.448	34.8
245	1	56.01	105.263	34.2
246	1	56.10	100.000	36.0
247	2	56.18	75.949	47.4
248	1	56.25	101.695	35.4
249	1	56.28	82.192	43.8
250	2	56.36	74.074	48.6
251	1	56.43	105.263	34.2
252	1	56.50	105.263	34.2
253	1	56.51	101.695	35.4
254	1	56.60	100.000	36.0
255	1	56.73	103.448	34.8
256	1	56.97	98.361	36.6

STRÆKNINGSHAST VEJ 40 MOD MIDDELFART
TOR 21 5 81 KL. 1345 - 1435 KM 177.3 - 178.3

11:31 MONDAY, FEBRUARY 15, 1982 138
408127704

SORTERET LISTE - ALLE BILTYPER - I TIDSGRUPPER

TIDSGRUP=7

OBS	TYPE	STARTTID	HAST	TIDSFB
257	1	57.05	105.263	34.2
258	1	57.41	101.695	35.4
259	2	57.45	77.922	46.2
260	1	57.47	101.695	35.4
261	1	57.68	90.909	39.6
262	3	57.73	93.750	38.4
263	1	57.81	100.000	36.0
264	1	57.94	111.111	32.4
265	1	57.98	111.111	32.4
266	1	57.99	111.111	32.4
267	1	58.01	107.143	33.6
268	1	58.03	103.448	34.8
269	1	58.08	105.263	34.2
270	1	58.10	107.143	33.6
271	1	58.13	105.263	34.2
272	1	58.15	93.750	38.4
273	1	58.20	109.091	33.0
274	1	58.20	101.695	35.4
275	1	58.22	107.143	33.6
276	1	58.23	101.695	35.4
277	1	58.32	98.361	36.6
278	1	58.38	100.000	36.0
279	1	58.59	105.263	34.2
280	1	58.83	105.263	34.2
281	1	58.85	107.143	33.6
282	1	58.88	98.361	36.6
283	1	59.08	96.774	37.2
284	1	59.18	111.111	32.4
285	1	59.23	101.695	35.4
286	2	59.30	77.922	46.2
287	1	59.32	95.238	37.8
288	1	59.35	100.000	36.0
289	2	59.46	75.949	47.4
290	2	59.48	73.171	49.2
291	1	59.49	95.238	37.8
292	1	59.56	83.333	43.2
293	1	59.87	95.238	37.8
294	1	60.15	107.143	33.6
295	1	60.18	120.000	30.0
296	1	60.40	81.081	44.4
297	2	60.52	85.714	42.0
298	1	60.55	86.957	41.4
299	1	60.60	83.333	43.2
300	1	60.67	105.263	34.2
301	1	60.78	96.774	37.2
302	1	60.95	100.000	36.0
303	2	60.99	82.192	43.8
304	1	61.00	103.448	34.8
305	4	61.15	92.308	39.0

STRÆKNINGSHAST VEJ 40 MOD MIDDELFART 11:31 MONDAY, FEBRUARY 15, 1982 139
 TOR 21 5 81 KL. 1345 - 1435 KM 177.3 - 178.3 408127704

SORTERET LISTE - ALLE BILTYPER - I TIDSGRUPPER

----- TIDSGRUP=7 -----

OBS	TYPE	STARTTID	HAST	TIDSFB
306	2	61.22	85.714	42.0
307	2	61.30	72.289	49.8
308	1	61.33	100.000	36.0
309	2	61.40	70.588	51.0
310	1	61.55	98.361	36.6
311	3	61.68	100.000	36.0
312	2	62.16	84.507	42.6
313	1	62.20	120.000	30.0
314	1	62.33	83.333	43.2
315	1	62.91	111.111	32.4
316	2	62.96	77.922	46.2
317	1	62.99	103.448	34.8

----- TIDSGRUP=8 -----

OBS	TYPE	STARTTID	HAST	TIDSFB
318	2	63.00	81.081	44.4
319	1	63.07	103.448	34.8
320	1	63.10	111.111	32.4
321	1	63.15	103.448	34.8
322	1	63.30	109.091	33.0
323	2	63.30	83.333	43.2
324	2	63.55	81.081	44.4
325	2	63.58	80.000	45.0
326	1	63.77	89.552	40.2
327	2	63.86	80.000	45.0
328	1	64.25	125.000	28.8
329	1	64.41	96.774	37.2
330	1	64.57	85.714	42.0
331	1	64.58	89.552	40.2
332	1	64.67	109.091	33.0
333	2	64.70	81.081	44.4
334	2	64.73	80.000	45.0
335	2	64.77	81.081	44.4
336	1	64.80	125.000	28.8
337	1	64.83	115.385	31.2
338	4	64.89	86.957	41.4
339	3	64.93	107.143	33.6
340	2	64.96	84.507	42.6
341	1	65.04	73.171	49.2
342	1	65.69	105.263	34.2
343	4	65.74	77.922	46.2
344	2	65.77	78.947	45.6
345	1	65.80	103.448	34.8
346	1	66.71	109.091	33.0
347	1	66.97	96.774	37.2
348	1	66.99	105.263	34.2

STRÆKNINGSHAST VEJ 40 MOD MIDDELFART
TOR 21 5 81 KL. 1345 - 1435 KM 177.3 - 178.311:31 MONDAY, FEBRUARY 15, 1982 140
408127704

SORTERET LISTE - ALLE BILTYPER - I TIDSGRUPPER

----- TIDSGRUP=8 -----

OBS	TYPE	STARTTID	HAST	TIDSFB
349	1	67.31	103.448	34.8
350	1	67.46	100.000	36.0
351	2	67.66	77.922	46.2
352	1	67.75	105.263	34.2
353	2	67.90	77.922	46.2
354	1	68.37	101.695	35.4
355	1	68.40	111.111	32.4
356	1	68.41	96.774	37.2
357	1	68.89	105.263	34.2
358	1	68.97	92.308	39.0

----- TIDSGRUP=9 -----

OBS	TYPE	STARTTID	HAST	TIDSFB
359	2	69.00	75.949	47.4
360	2	69.10	78.947	45.6
361	1	69.36	107.143	33.6
362	1	69.37	136.364	26.4
363	2	69.39	75.000	48.0
364	1	69.42	122.449	29.4
365	1	69.55	83.333	43.2
366	1	69.59	95.238	37.8
367	1	69.61	92.308	39.0
368	1	69.66	98.361	36.6
369	2	69.78	80.000	45.0
370	1	69.82	83.333	43.2
371	1	70.15	107.143	33.6
372	1	70.35	96.774	37.2
373	1	70.42	117.647	30.6
374	5	70.44	73.171	49.2
375	1	70.47	103.448	34.8
376	1	70.55	107.143	33.6
377	2	70.70	80.000	45.0
378	2	70.77	80.000	45.0
379	1	70.82	82.192	43.8
380	1	70.86	98.361	36.6

STRÆKNINGSHAST VEJ 115 MOD VORDINGBORG
ONS 13 5 81 KL. 1200 - 1300 KM 80.45 - 81.42 . 1158118001

14:34 MONDAY, MARCH 29, 1982

GENNEMSNITSMAL FOR PERSONBILER I TIDSGRUPPER
TIDSGRUP=1

VARIABLE	N	MEAN	STANDARD DEVIATION	MINIMUM VALUE	MAXIMUM VALUE	STD ERROR OF MEAN	SUM	VARIANCE	C.V.
HAST	11	81.02029494	8.22136385	71.85185185	100.34482759	2.47883447	891.22324430	67.59082348	10.147
TIDSFB	11	44.81724461	4.18944793	35.87628866	50.10309278	1.26316608	492.98969072	17.55147393	9.348
----- TIDSGRUP=2 -----									
HAST	11	69.70993345	8.78208608	58.20000000	85.58823529	2.64789858	766.80926796	77.12503586	12.598
TIDSFB	11	52.35238988	6.23652859	42.06185567	61.85567010	1.88038412	575.87628866	38.89428883	11.913
----- TIDSGRUP=3 -----									
HAST	13	74.35282798	7.36788446	63.26086957	86.86567164	2.04348348	966.58676373	54.28572147	9.909
TIDSFB	13	48.86597938	4.92261294	41.44329897	56.90721649	1.36528718	635.25773196	24.23211818	10.074
----- TIDSGRUP=4 -----									
HAST	15	76.69842483	5.22662702	69.28571429	86.86567164	1.34950929	1150.4763724	27.31762999	6.815
TIDSFB	15	47.13402062	3.10336922	41.44329897	51.95876289	0.80128649	707.0103093	9.63090051	6.584
----- TIDSGRUP=5 -----									
HAST	11	83.76601608	14.24294114	64.66666667	116.40000000	4.29440833	921.42617683	202.86137241	17.003
TIDSFB	11	44.02999063	6.95879413	30.92783505	55.67010309	2.09815537	484.32989691	48.42481570	15.805
----- TIDSGRUP=6 -----									
HAST	9	75.48598641	4.52022871	70.12048193	85.58823529	1.50674290	679.37387767	20.43246757	5.988
TIDSFB	9	47.83505155	2.71390651	42.06185567	51.34020619	0.90463550	430.51546392	7.36528855	5.673
----- TIDSGRUP=7 -----									
HAST	10	81.14048110	9.88927366	61.26315789	95.40983607	3.12726292	811.40481099	97.79773362	12.188
TIDSFB	10	45.03092784	6.10810605	37.73195876	58.76288660	1.93155273	450.30927835	37.30895951	13.564
----- TIDSGRUP=8 -----									
HAST	22	76.62902340	9.08177262	64.66666667	105.81818182	1.93624043	1685.8385147	82.47859399	11.852
TIDSFB	22	47.54451734	5.06956165	34.02061856	55.67010309	1.08083418	1045.9793814	25.70045535	10.663
----- TIDSGRUP=9 -----									
HAST	3	69.87521271	1.90594360	67.67441860	70.97560976	1.10039705	209.62563812	3.63262101	2.728
TIDSFB	3	51.54639175	1.42849551	50.72164948	53.19587629	0.82474227	154.63917526	2.04059943	2.771

STRÆKNINGSFAST VEJ 115 MOD VORDINGBORG
ONS 13 5 81 KL. 1200 - 1300 KM 80.45 - 81.42 . 1158118001

14:34 MONDAY, MARCH 29, 1982 7

GENNEMSNITSMAL FOR ALLE BILER I TIDSGRUPPER
TIDSGRUP=1

VARIABLE	N	MEAN	STANDARD DEVIATION	MINIMUM VALUE	MAXIMUM VALUE	STD ERROR OF MEAN	SUM	VARIANCE	C.V.
HAST	17	78.48041376	7.69837466	70.12048193	100.34482759	1.86713011	1334.1670340	59.26497242	9.809
TIDSFB	17	46.24620982	4.08861658	35.87628866	51.34020619	0.99163518	786.1855670	16.71678556	8.841

TIDSGRUP=2

HAST	19	67.89875456	8.39748371	52.90909091	85.58823529	1.92651489	1290.0763366	70.51773262	12.368
TIDSFB	19	53.78187737	6.57687903	42.06185567	68.04123711	1.50883953	1021.8556701	43.25533783	12.229

TIDSGRUP=3

HAST	20	73.34247594	6.98050391	63.26086957	86.86567164	1.56088813	1466.8495188	48.72743484	9.518
TIDSFB	20	49.51546392	4.78490587	41.44329897	56.90721649	1.06993748	990.3092784	22.89532419	9.663

TIDSGRUP=4

HAST	22	76.28091174	4.92732770	69.28571429	86.86567164	1.05050980	1678.1800582	24.27855827	6.459
TIDSFB	22	47.37582006	2.95516558	41.44329897	51.95876289	0.63004342	1042.2680412	8.73300363	6.238

TIDSGRUP=5

HAST	18	77.10389969	14.19082559	61.91489362	116.40000000	3.34480967	1387.8701943	201.37953086	18.405
TIDSFB	18	48.00687285	7.72617532	30.92783505	58.14432990	1.82107699	864.1237113	59.69378505	16.094

TIDSGRUP=6

HAST	10	74.70482963	4.92587582	67.67441860	85.58823529	1.55769870	747.04829627	24.26425255	6.594
TIDSFB	10	48.37113402	3.06932686	42.06185567	53.19587629	0.97060637	483.71134021	9.42076735	6.345

TIDSGRUP=7

HAST	17	76.45888615	10.16261011	60.62500000	95.40983607	2.46479499	1299.8010646	103.27864423	13.292
TIDSFB	17	47.88356580	6.44331110	37.73195876	59.38144330	1.56273248	814.0206186	41.51625790	13.456

TIDSGRUP=8

HAST	29	76.32966173	8.31905482	64.66666667	105.81818182	1.54480970	2213.5601902	69.20667307	10.899
TIDSFB	29	47.65019552	4.68893129	34.02061856	55.67010309	0.87071268	1381.8556701	21.98607664	9.840

TIDSGRUP=9

HAST	7	70.90985204	2.17269045	67.67441860	73.67088608	0.82119980	496.36896428	4.72058378	3.064
TIDSFB	7	50.81001473	1.57412539	48.86597938	53.19587629	0.59496347	355.67010309	2.47787073	3.098

STRÆKNINGSHAST VEJ 115 MOD VORDINGBORG 14:34 MONDAY, MARCH 29, 1982 8
ONS 13 5 81 KL. 1200 - 1300 KM 80.45 - 81.42 . 1158118001

GENNEMSNITSMAL FOR BILER FORDELT EFTER TYPE
TYPE=1

VARIABLE	N	MEAN	STANDARD DEVIATION	MINIMUM VALUE	MAXIMUM VALUE	STD ERROR OF MEAN	SUM	VARIANCE	C.V.
HAST	105	76.97871111	9.30175422	58.20000000	116.40000000	0.90775826	8082.7646667	86.52263151	12.084
TIDSFB	105	47.39911635	5.38853285	30.92783505	61.85567010	0.52586696	4976.9072165	29.03628628	11.368

TYPE=2

HAST	51	71.48570682	5.84798614	57.62376238	85.58823529	0.81888185	3645.7710478	34.19894191	8.181
TIDSFB	51	50.69739236	4.23512323	42.06185567	62.47422680	0.59303587	2585.5670103	17.93626878	8.354

TYPE=5

HAST	3	61.79531425	9.52545404	52.90909091	71.85185185	5.49952345	185.38594276	90.73427462	15.415
TIDSFB	3	59.17525773	8.97084945	50.10309278	68.04123711	5.17932235	177.52577320	80.47613987	15.160

STRÆKNINGSHAST VEJ 3 MOD KASTRUP
ONS 1 4 81 KL. 1400 - 1453 KM 44.6 - 45.7 . 38114501

11:31 MONDAY, FEBRUARY 15, 1982

SORTERET LISTE - ALLE BILTYPER - I TIDSGRUPPER

----- TIDSGRUP=4 -----

OBS	TYPE	STARTTID	HAST	TIDSFB
375	1	49.13	100.000	36.0000
376	2	49.21	71.739	50.1818
377	1	49.25	108.197	33.2727
378	6	49.25	74.157	48.5455
379	1	49.27	106.452	33.8182
380	1	49.27	104.762	34.3636
381	1	49.39	77.647	46.3636
382	1	49.47	84.615	42.5455
383	2	49.51	70.213	51.2727
384	1	49.54	88.000	40.9091
385	1	49.56	79.518	45.2727
386	1	49.61	90.411	39.8182
387	1	49.67	89.189	40.3636
388	1	49.68	80.488	44.7273
389	1	49.86	94.286	38.1818
390	1	49.99	90.411	39.8182

----- TIDSGRUP=5 -----

OBS	TYPE	STARTTID	HAST	TIDSFB
391	1	50.01	97.059	37.0909
392	1	50.02	89.189	40.3636
393	1	50.12	88.000	40.9091
394	2	50.25	74.157	48.5455
395	1	50.31	97.059	37.0909
396	4	50.33	83.544	43.0909
397	1	50.40	100.000	36.0000
398	2	50.58	76.744	46.9091
399	1	50.62	86.842	41.4545
400	2	50.83	76.744	46.9091
401	1	50.96	110.000	32.7273
402	1	51.00	91.667	39.2727
403	1	51.06	76.744	46.9091
404	1	51.13	104.762	34.3636
405	1	51.22	84.615	42.5455
406	1	51.25	83.544	43.0909
407	1	51.36	88.000	40.9091
408	1	51.39	94.286	38.1818
409	1	51.52	98.507	36.5455
410	1	51.53	98.507	36.5455
411	1	51.55	75.000	48.0000
412	1	51.56	97.059	37.0909
413	2	51.58	75.000	48.0000
414	1	51.59	88.000	40.9091
415	2	51.66	82.500	43.6364
416	1	51.84	97.059	37.0909
417	1	51.84	88.000	40.9091

1158118001 14:34 MONDAY, MARCH 29, 1982

HASTIGHEDSFORDELING FOR PERSONBILER

FREQUENCY BAR CHART

MIDPOINT HAST	FREQ	CUM. FREQ	PERCENT	CUM. PERCENT
42.5	0	0	0.00	0.00
47.5	0	0	0.00	0.00
52.5	0	0	0.00	0.00
57.5	**	1	0.95	0.95
62.5	*****	8	7.62	8.57
67.5	*****	12	11.43	20.00
72.5	*****	27	25.71	45.71
77.5	*****	27	25.71	71.43
82.5	*****	8	7.62	79.05
87.5	*****	17	16.19	95.24
92.5	0	100	0.00	95.24
97.5	****	2	1.90	97.14
102.5	**	1	0.95	98.10
107.5	**	1	0.95	99.05
112.5	0	104	0.00	99.05
117.5	**	1	0.95	100.00
122.5	0	105	0.00	100.00

STRÆKNINGSHAST VEJ 115 MOD VORDINGBORG
ONS 13 5 81 KL. 1200 - 1300 KM 80.45 - 81.42

1158118001

14:34 MONDAY, MARCH 29, 1982

10

HASTIGHEDSFORDELING FOR LASTBILER

FREQUENCY BAR CHART

MIDPOINT
HAST

FREQ	CUM. FREQ	PERCENT	CUM. PERCENT
0	0	0.00	0.00
0	0	0.00	0.00
0	0	0.00	0.00
1	1	1.96	1.96
8	9	15.69	17.65
11	20	21.57	39.22
17	37	33.33	72.55
10	47	19.61	92.16
3	50	5.88	98.04
1	51	1.96	100.00
0	51	0.00	100.00
0	51	0.00	100.00
0	51	0.00	100.00

42.5
47.5
52.5
57.5
62.5
67.5
72.5
77.5
82.5
87.5
92.5
97.5
102.5

1 2 3 4 5 6 7 8 9 10 11 12 13 14 15 16 17

FREQUENCY

STRÆKNINGSHAST VEJ 115 MOD VORDINGBORG
ONS 13 5 81 KL. 1200 - 1300 KM 80.45 - 81.42

1158118001

14:34 MONDAY, MARCH 29, 1982 11

HASTIGHEDSFORDELING FOR ALLE BILTYPER

FREQUENCY BAR CHART

MIDPOINT
HAST

		FREQ	CUM. FREQ	PERCENT	CUM. PERCENT
42.5		0	0	0.00	0.00
47.5		0	0	0.00	0.00
52.5	**	1	1	0.63	0.63
57.5	****	2	3	1.26	1.89
62.5	*****	17	20	10.69	12.58
67.5	*****	23	43	14.47	27.04
72.5	*****	45	88	28.30	55.35
77.5	*****	37	125	23.27	78.62
82.5	*****	11	136	6.92	85.53
87.5	*****	18	154	11.32	96.86
92.5		0	154	0.00	96.86
97.5	****	2	156	1.26	98.11
102.5	**	1	157	0.63	98.74
107.5	**	1	158	0.63	99.37
112.5		0	158	0.00	99.37
117.5	**	1	159	0.63	100.00
122.5		0	159	0.00	100.00

2 4 6 8 10 12 14 16 18 20 22 24 26 28 30 32 34 36 38 40 42 44

FREQUENCY

STRÆKNINGSHAST VEJ 115 MOD VORDINGBORG
ONS 13 5 81 KL. 1200 - 1300 KM 80.45 - 81.42

1158118001 14:34 MONDAY, MARCH 29, 1982 12

HASTIGHEDSFORDELING FOR ALLE BILTYPER

TABLE OF TYPE BY HAST

TYPE	HAST									
FREQUENCY										
PERCENT										
ROW PCT										
COL PCT										
	5	6	7	8	9	10	11	12		TOTAL
1	0	9	39	35	17	3	1	1		105
	0.00	5.66	24.53	22.01	10.69	1.89	0.63	0.63		66.04
	0.00	8.57	37.14	33.33	16.19	2.86	0.95	0.95		
	0.00	47.37	57.35	72.92	94.44	100.00	100.00	100.00		
2	0	9	28	13	1	0	0	0		51
	0.00	5.66	17.61	8.18	0.63	0.00	0.00	0.00		32.08
	0.00	17.65	54.90	25.49	1.96	0.00	0.00	0.00		
	0.00	47.37	41.18	27.08	5.56	0.00	0.00	0.00		
5	1	1	1	0	0	0	0	0		3
	0.63	0.63	0.63	0.00	0.00	0.00	0.00	0.00		1.89
	33.33	33.33	33.33	0.00	0.00	0.00	0.00	0.00		
	100.00	5.26	1.47	0.00	0.00	0.00	0.00	0.00		
TOTAL	1	19	68	48	18	3	1	1		159
	0.63	11.95	42.77	30.19	11.32	1.89	0.63	0.63		100.00

STRÆKNINGSHAST VEJ 115 MOD VORDINGBORG
ONS 13 5 81 KL. 1200 - 1300 KM 80.45 - 81.42 . 1158118001

14:34 MONDAY, MARCH 29, 1982

1

SORTERET LISTE - ALLE BILTYPER - I TIDSGRUPPER

----- TIDSGRUP=1 -----

OBS	TYPE	STARTTID	HAST	TIDSFB
1	2	12.52	71.852	50.1031
2	1	12.98	85.588	42.0619
3	1	13.16	78.649	45.7732
4	1	13.25	76.579	47.0103
5	2	13.29	74.615	48.2474
6	1	13.62	76.579	47.0103
7	1	14.02	71.852	50.1031
8	2	15.22	70.120	51.3402
9	2	16.32	73.671	48.8660
10	1	16.46	77.600	46.3918
11	1	16.48	71.852	50.1031
12	1	16.78	85.588	42.0619
13	1	16.98	86.866	41.4433
14	1	17.66	100.345	35.8763
15	5	17.69	71.852	50.1031
16	1	18.88	79.726	45.1546
17	2	18.99	80.833	44.5361

----- TIDSGRUP=2 -----

OBS	TYPE	STARTTID	HAST	TIDSFB
18	4	19.22	63.2609	56.9072
19	1	19.28	64.6667	55.6701
20	1	19.29	61.9149	58.1443
21	1	19.32	62.5806	57.5258
22	1	19.41	67.6744	53.1959
23	2	19.51	72.7500	49.4845
24	1	19.61	74.6154	48.2474
25	1	20.21	67.6744	53.1959
26	2	21.46	71.8519	50.1031
27	4	21.64	69.2857	51.9588
28	4	21.72	61.9149	58.1443
29	2	21.97	73.6709	48.8660
30	1	21.99	83.1429	43.2990
31	1	22.21	85.5882	42.0619
32	1	22.94	74.6154	48.2474
33	5	24.40	52.9091	68.0412
34	2	24.51	57.6238	62.4742
35	1	24.55	58.2000	61.8557
36	1	24.69	66.1364	54.4330

STRÆKNINGSHAST VEJ 115 MOD VORDINGBORG
ONS 13 5 81 KL. 1200 - 1300 KM 80.45 - 81.42

1158118001

14:34 MONDAY, MARCH 29, 1982

2

SORTERET LISTE - ALLE BILTYPER - I TIDSGRUPPER

----- TIDSGRUP=3 -----

OBS	TYPE	STARTTID	HAST	TIDSFB
37	2	25.04	77.6000	46.3918
38	1	25.09	77.6000	46.3918
39	1	26.32	71.8519	50.1031
40	4	26.39	75.5844	47.6289
41	2	26.59	69.2857	51.9588
42	1	26.62	71.8519	50.1031
43	1	26.65	72.7500	49.4845
44	1	26.99	83.1429	43.2990
45	1	27.15	78.6486	45.7732
46	1	27.40	66.8966	53.8144
47	1	27.63	80.8333	44.5361
48	4	28.35	63.2609	56.9072
49	1	28.38	63.2609	56.9072
50	1	28.39	63.2609	56.9072
51	2	28.85	73.6709	48.8660
52	2	29.32	77.6000	46.3918
53	1	29.48	70.9756	50.7216
54	1	29.60	78.6486	45.7732
55	1	30.24	86.8657	41.4433
56	2	30.62	63.2609	56.9072

----- TIDSGRUP=4 -----

OBS	TYPE	STARTTID	HAST	TIDSFB
57	1	31.63	85.5882	42.0619
58	1	31.69	78.6486	45.7732
59	1	32.90	71.8519	50.1031
60	2	32.97	71.8519	50.1031
61	1	33.00	72.7500	49.4845
62	1	33.03	70.9756	50.7216
63	1	33.50	86.8657	41.4433
64	1	33.64	74.6154	48.2474
65	1	33.73	75.5844	47.6289
66	2	33.82	81.9718	43.9175
67	1	34.01	69.2857	51.9588
68	4	34.56	75.5844	47.6289
69	1	34.59	75.5844	47.6289
70	1	34.92	83.1429	43.2990
71	1	35.09	74.6154	48.2474
72	2	35.32	73.6709	48.8660
73	4	35.61	80.8333	44.5361
74	1	36.01	78.6486	45.7732
75	1	36.02	78.6486	45.7732
76	2	36.04	73.6709	48.8660
77	1	36.10	73.6709	48.8660
78	2	36.78	70.1205	51.3402

STRÆKNINGSHAST VEJ 115 MOD VORDINGBORG
ONS 13 5 81 KL. 1200 - 1300 KM 80.45 - 81.42 . 1158118001

14:34 MONDAY, MARCH 29, 1982

3

SORTERET LISTE - ALLE BILTYPER - I TIDSGRUPPER

----- TIDSGRUP=5 -----

OBS	TYPE	STARTTID	HAST	TIDSFB
79	4	37.02	61.915	58.1443
80	1	37.70	85.588	42.0619
81	1	38.15	86.866	41.4433
82	1	38.16	95.410	37.7320
83	1	38.69	85.588	42.0619
84	1	38.99	76.579	47.0103
85	1	39.25	73.671	48.8660
86	1	39.26	78.649	45.7732
87	4	39.94	75.584	47.6289
88	1	40.68	116.400	30.9278
89	4	41.45	69.286	51.9588
90	2	41.50	63.261	56.9072
91	2	41.61	68.471	52.5773
92	1	41.65	68.471	52.5773
93	4	41.68	63.261	56.9072
94	2	41.75	64.667	55.6701
95	1	41.77	64.667	55.6701
96	1	42.38	89.538	40.2062

----- TIDSGRUP=6 -----

OBS	TYPE	STARTTID	HAST	TIDSFB
97	1	44.76	70.9756	50.7216
98	1	44.78	85.5882	42.0619
99	1	44.80	70.1205	51.3402
100	1	45.05	75.5844	47.6289
101	1	45.12	76.5789	47.0103
102	1	46.80	77.6000	46.3918
103	1	47.12	73.6709	48.8660
104	2	47.18	67.6744	53.1959
105	3	47.35	75.5844	47.6289
106	1	48.43	73.6709	48.8660

----- TIDSGRUP=7 -----

OBS	TYPE	STARTTID	HAST	TIDSFB
107	2	49.01	67.6744	53.1959
108	1	49.28	86.8657	41.4433
109	3	49.37	84.3478	42.6804
110	4	49.61	79.7260	45.1546
111	1	50.50	89.5385	40.2062
112	1	51.07	95.4098	37.7320
113	2	51.08	75.5844	47.6289
114	2	51.38	70.9756	50.7216
115	3	51.44	73.6709	48.8660

STRÆKNINGSHAST VEJ 115 MOD VORDINGBORG
ONS 13 5 81 KL. 1200 - 1300 KM 80.45 - 81.42

1158118001 14:34 MONDAY, MARCH 29, 1982

SORTERET LISTE - ALLE BILTYPER - I TIDSGRUPPER

----- TIDSGRUP=7 -----

OBS	TYPE	STARTTID	HAST	TIDSFB
116	1	52.28	71.8519	50.1031
117	1	52.29	85.5882	42.0619
118	1	52.62	79.7260	45.1546
119	1	52.74	83.1429	43.2990
120	5	52.84	60.6250	59.3814
121	1	52.90	61.2632	58.7629
122	4	53.06	67.6744	53.1959
123	2	54.52	66.1364	54.4330

----- TIDSGRUP=8 -----

OBS	TYPE	STARTTID	HAST	TIDSFB
124	1	55.25	105.818	34.0206
125	3	55.30	77.600	46.3918
126	2	55.40	75.584	47.6289
127	1	55.50	74.615	48.2474
128	1	55.68	70.976	50.7216
129	1	56.05	79.726	45.1546
130	1	56.07	66.136	54.4330
131	3	56.49	64.667	55.6701
132	1	56.72	75.584	47.6289
133	1	57.08	86.866	41.4433
134	2	57.27	85.588	42.0619
135	1	57.35	80.833	44.5361
136	3	57.64	78.649	45.7732
137	1	57.84	79.726	45.1546
138	1	58.07	79.726	45.1546
139	4	58.14	78.649	45.7732
140	1	58.18	77.600	46.3918
141	2	58.59	69.286	51.9588
142	1	58.88	70.976	50.7216
143	1	58.90	69.286	51.9588
144	2	58.92	69.286	51.9588
145	1	58.98	69.286	51.9588
146	1	59.02	66.897	53.8144
147	1	59.06	68.471	52.5773
148	1	59.60	83.143	43.2990
149	1	59.63	85.588	42.0619
150	1	59.71	73.671	48.8660
151	2	60.34	72.750	49.4845
152	2	60.62	76.579	47.0103

STRÆKNINGSHAST VEJ 115 MOD VORDINGBORG
ONS 13 5 81 KL. 1200 - 1300 KM 80.45 - 81.42

14:34 MONDAY, MARCH 29, 1982 5
. 1158118001

SORTERET LISTE - ALLE BILTYPER - I TIDSGRUPPER

----- TIDSGRUP=9 -----

OBS	TYPE	STARTTID	HAST	TIDSFB
153	4	62.25	68.4706	52.5773
154	1	62.28	67.6744	53.1959
155	1	62.38	70.9756	50.7216
156	2	62.64	73.6709	48.8660
157	1	62.70	70.9756	50.7216
158	2	63.53	72.7500	49.4845
159	2	63.92	71.8519	50.1031

STRÆKNINGSHAST VEJ 115 MOD VORDINGBORG 14:34 MONDAY, MARCH 29, 1982 18
 ONS 13 5 81 KL. 1200 - 1300 KM 80.45 - 81.42 . 1158118002

GENNEMSNITSMAL FOR PERSONBILER I TIDSGRUPPER
 TIDSGRUP=1

VARIABLE	N	MEAN	STANDARD DEVIATION	MINIMUM VALUE	MAXIMUM VALUE	STD ERROR OF MEAN	SUM	VARIANCE	C.V.
HAST	16	76.49279804	4.27828348	69.28571429	81.97183099	1.06957087	1223.8847687	18.30370956	5.593
TIDSFB	16	47.20360825	2.67932174	43.91752577	51.95876289	0.66983044	755.2577320	7.17876501	5.676
----- TIDSGRUP=2 -----									
HAST	13	78.92289761	6.70478408	67.67441860	89.53846154	1.85957252	1025.9976689	44.95412953	8.495
TIDSFB	13	45.91593973	3.86415500	40.20618557	53.19587629	1.07172377	596.9072165	14.93169388	8.416
----- TIDSGRUP=3 -----									
HAST	10	81.50705347	10.92847287	63.26086957	102.10526316	3.45588656	815.07053469	119.43151937	13.408
TIDSFB	10	44.90721649	6.20752118	35.25773196	56.90721649	1.96299055	449.07216495	38.53331916	13.823
----- TIDSGRUP=4 -----									
HAST	7	74.49207456	6.67854975	61.91489362	83.14285714	2.52425454	521.44452195	44.60302672	8.965
TIDSFB	7	48.68924890	4.73393646	43.29896907	58.14432990	1.78925980	340.82474227	22.41015441	9.723
----- TIDSGRUP=5 -----									
HAST	11	80.17578356	9.31890683	65.39325843	93.87096774	2.80975613	881.93361921	86.84202458	11.623
TIDSFB	11	45.49203374	5.61739152	38.35051546	55.05154639	1.69370727	500.41237113	31.55508749	12.348
----- TIDSGRUP=6 -----									
HAST	17	78.93994716	9.54802862	61.26315789	98.64406780	2.31573709	1341.9791017	91.16485050	12.095
TIDSFB	17	46.24620982	5.70922060	36.49484536	58.76288660	1.38468939	786.1855670	32.59519984	12.345
----- TIDSGRUP=7 -----									
HAST	10	78.80907578	7.30671343	68.47058824	93.87096774	2.31058566	788.09075775	53.38806108	9.271
TIDSFB	10	46.02061856	4.10511270	38.35051546	52.57731959	1.29815062	460.20618557	16.85195026	8.920
----- TIDSGRUP=8 -----									
HAST	8	77.74587083	10.35402471	63.26086957	95.40983607	3.66070054	621.96696663	107.20582768	13.318
TIDSFB	8	47.01030928	6.10552035	37.73195876	56.90721649	2.15862742	376.08247423	37.27737880	12.988
----- TIDSGRUP=9 -----									
HAST	4	82.46442361	9.48147652	72.75000000	95.40983607	4.74073826	329.85769445	89.89839701	11.498
TIDSFB	4	44.07216495	4.85412675	37.73195876	49.48453608	2.42706337	176.28865979	23.56254650	11.014
----- TIDSGRUP=10 -----									
HAST	11	74.20966305	6.67681009	63.95604396	85.58823529	2.01313399	816.30629360	44.57979302	8.997
TIDSFB	11	48.86597938	4.35632582	42.06185567	56.28865979	1.31348166	537.52577320	18.97757466	8.915

STRÆKNINGSHAST VEJ 3 MOD KASTRUP
ONS 1 4 81 KL. 1400 - 1453 KM 44.6 - 45.7

11:31 MONDAY, FEBRUARY 15, 1982 10

SORTERET LISTE - ALLE BILTYPER - I TIDSGRUPPER

TIDSGRUP=5

OBS	TYPE	STARTTID	HAST	TIDSF8
418	1	51.88	100.000	36.0000
419	1	52.28	73.333	49.0909
420	2	52.38	71.739	50.1818
421	1	52.45	98.507	36.5455
422	1	52.51	80.488	44.7273
423	1	52.56	94.286	38.1818
424	3	52.59	97.059	37.0909
425	1	52.66	104.762	34.3636
426	2	52.67	70.968	50.7273
427	1	52.69	68.750	52.3636
428	1	52.78	81.481	44.1818
429	1	52.83	104.762	34.3636
430	4	52.84	67.347	53.4545
431	1	52.95	74.157	48.5455
432	1	53.03	91.667	39.2727
433	2	53.03	75.862	47.4545
434	1	53.05	68.750	52.3636
435	2	53.06	76.744	46.9091
436	3	53.32	89.189	40.3636
437	1	53.39	103.125	34.9091
438	1	53.46	89.189	40.3636
439	1	53.49	90.411	39.8182
440	1	53.51	85.714	42.0000
441	1	53.58	100.000	36.0000
442	2	53.73	74.157	48.5455
443	1	53.95	92.958	38.7273
444	1	53.96	103.125	34.9091
445	1	53.97	100.000	36.0000
446	1	54.05	90.411	39.8182
447	2	54.22	74.157	48.5455
448	1	54.32	103.125	34.9091
449	1	54.56	94.286	38.1818
450	1	54.69	89.189	40.3636
451	1	54.75	88.000	40.9091
452	1	54.78	83.544	43.0909
453	1	54.87	84.615	42.5455
454	1	54.95	115.789	31.0909
455	1	54.95	80.488	44.7273
456	2	55.08	63.462	56.7273
457	1	55.17	78.571	45.8182
458	1	55.21	103.125	34.9091
459	2	55.21	78.571	45.8182
460	1	55.24	90.411	39.8182
461	1	55.25	79.518	45.2727
462	1	55.29	95.652	37.6364
463	1	55.36	70.213	51.2727
464	1	55.49	81.481	44.1818
465	1	55.54	79.518	45.2727
466	1	55.68	84.615	42.5455

STRÆKNINGSHAST VEJ 115 MOD VORDINGBORG
ONS 13 5 81 KL. 1200 - 1300 KM 80.45 - 81.42 . 1158118002

14:34 MONDAY, MARCH 29, 1982 19

GENNEMSNITSMAL FOR ALLE BILER I TIDSGRUPPER
TIDSGRUP=1

VARIABLE	N	MEAN	STANDARD DEVIATION	MINIMUM VALUE	MAXIMUM VALUE	STD ERROR OF MEAN	SUM	VARIANCE	C.V.
HAST	22	74.40793315	5.46012794	62.58064516	81.97183099	1.16410319	1636.9745292	29.81299714	7.338
TIDSFB	22	48.64104967	3.71401698	43.91752577	57.52577320	0.79183108	1070.1030928	13.79392209	7.636
----- TIDSGRUP=2 -----									
HAST	15	77.52925636	7.21515052	67.67441860	89.53846154	1.86294385	1162.9388453	52.05839698	9.306
TIDSFB	15	46.80412371	4.27697513	40.20618557	53.19587629	1.10431023	702.0618557	18.29251628	9.138
----- TIDSGRUP=3 -----									
HAST	17	77.01190294	10.39782579	61.26315789	102.10526316	2.52184318	1309.2023499	108.11478108	13.502
TIDSFB	17	47.51970891	6.16711925	35.25773196	58.76288660	1.49574612	807.8350515	38.03335980	12.978
----- TIDSGRUP=4 -----									
HAST	11	73.89381105	5.50261211	61.91489362	83.14285714	1.65909998	812.83192153	30.27874007	7.447
TIDSFB	11	48.97844424	3.86108406	43.29896907	58.14432990	1.16416065	538.76288660	14.90797013	7.883
----- TIDSGRUP=5 -----									
HAST	15	77.78602697	9.15003524	65.39325843	93.87096774	2.36252894	1166.7904045	83.72314489	11.763
TIDSFB	15	46.88659794	5.54339616	38.35051546	55.05154639	1.43129873	703.2989691	30.72924100	11.823
----- TIDSGRUP=6 -----									
HAST	24	75.25451841	10.26669950	59.38775510	98.64406780	2.09568126	1806.1084417	105.40511858	13.643
TIDSFB	24	48.68556701	6.56516752	36.49484536	60.61855670	1.34010921	1168.4536082	43.10142463	13.485
----- TIDSGRUP=7 -----									
HAST	15	76.53905085	7.29823668	63.95604396	93.87096774	1.88439661	1148.0857627	53.26425862	9.535
TIDSFB	15	47.42268041	4.39670736	38.35051546	56.28865979	1.13522496	711.3402062	19.33103563	9.271
----- TIDSGRUP=8 -----									
HAST	12	74.75637961	9.50205033	63.26086957	95.40983607	2.74300566	897.07655531	90.28896046	12.711
TIDSFB	12	48.81443299	5.69034472	37.73195876	56.90721649	1.64266103	585.77319588	32.38002300	11.657
----- TIDSGRUP=9 -----									
HAST	13	76.42353137	7.41718711	66.89655172	95.40983607	2.05715757	993.50590776	55.01466461	9.705
TIDSFB	13	47.48612213	4.27918645	37.73195876	53.81443299	1.18683278	617.31958763	18.31143668	9.011
----- TIDSGRUP=10 -----									
HAST	17	72.47188619	6.10057749	63.95604396	85.58823529	1.47960737	1232.0220652	37.21704567	8.418
TIDSFB	17	49.99393572	4.05163666	42.06185567	56.28865979	0.98266623	849.8969072	16.41575963	8.104

STRÆKNINGSHAST VEJ 115 MOD VORDINGBORG
 ONS 13 5 81 KL. 1200 - 1300 KM 80.45 - 81.42 . 1158118002

14:34 MONDAY, MARCH 29, 1982 20

GENNEMSNITSMÅL FOR BILER FORDELT EFTER TYPE
 TYPE=1

VARIABLE	N	MEAN	STANDARD DEVIATION	MINIMUM VALUE	MAXIMUM VALUE	STD ERROR OF MEAN	SUM	VARIANCE	C.V.
HAST	107	78.19188717	8.12317776	61.26315789	102.10526316	0.78529723	8366.5319276	65.98601690	10.389
TIDSFB	107	46.53049427	4.80884699	35.25773196	58.76288660	0.46488879	4978.7628866	23.12500934	10.335
----- TYPE=2 -----									
HAST	52	70.43961248	4.83299459	59.38775510	79.72602740	0.67021576	3662.8598488	23.35783669	6.861
TIDSFB	52	51.35210151	3.64708966	45.15463918	60.61855670	0.50576034	2670.3092784	13.30126302	7.102
----- TYPE=5 -----									
HAST	2	68.07250342	0.56297694	67.67441860	68.47058824	0.39808482	136.14500684	0.31694304	0.827
TIDSFB	2	52.88659794	0.43738564	52.57731959	53.19587629	0.30927835	105.77319588	0.19130620	0.827

1158118002 14:34 MONDAY, MARCH 29, 1982 21

HASTIGHEDSFORDELING FOR PERSONBILER

FREQUENCY BAR CHART

MIDPOINT HAST	FREQ	CUM. FREQ	PERCENT	CUM. PERCENT
42.5	0	0	0.00	0.00
47.5	0	0	0.00	0.00
52.5	0	0	0.00	0.00
57.5	0	0	0.00	0.00
62.5	5	5	4.67	4.67
67.5	9	14	8.41	13.08
72.5	28	42	26.17	39.25
77.5	22	64	20.56	59.81
82.5	24	88	22.43	82.24
87.5	12	100	11.21	93.46
92.5	3	103	2.80	96.26
97.5	3	106	2.80	99.07
102.5	1	107	0.93	100.00
107.5	0	107	0.00	100.00
112.5	0	107	0.00	100.00
117.5	0	107	0.00	100.00
122.5	0	107	0.00	100.00

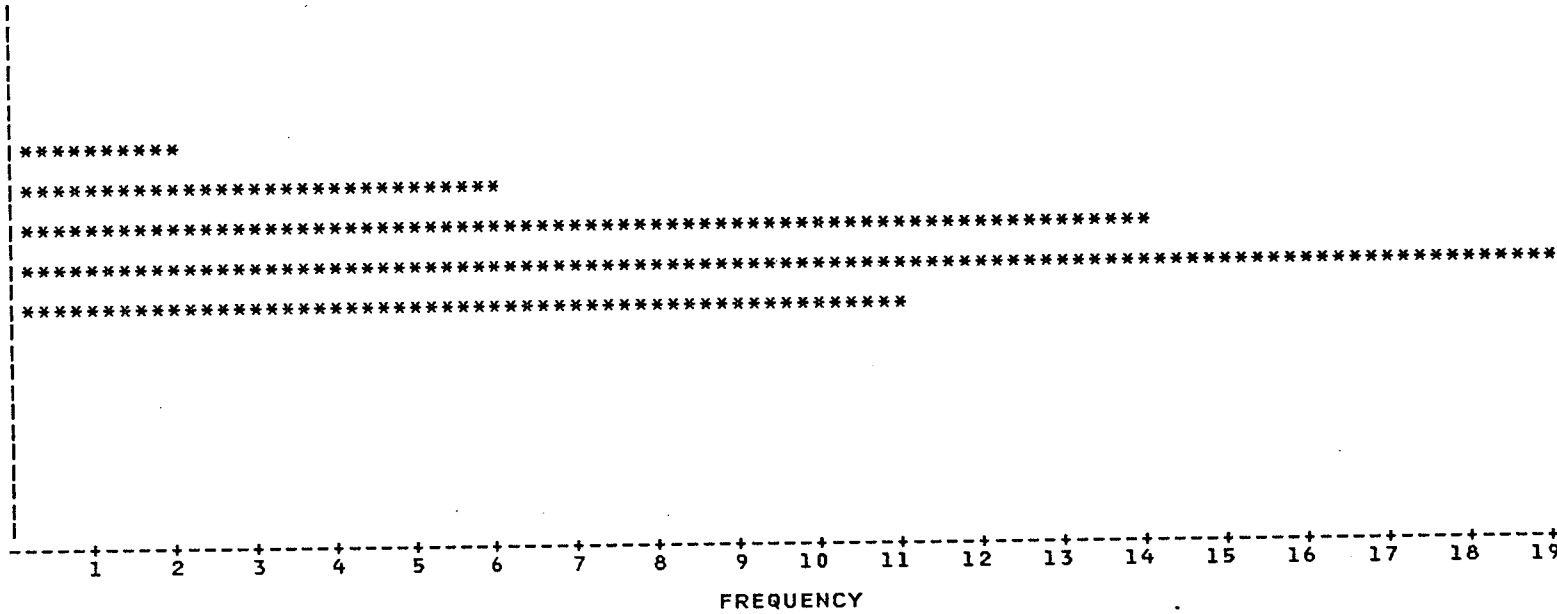
STRÆKNINGSHAST VEJ 115 MOD VORDINGBORG
ONS 13 5 81 KL. 1200 - 1300 KM 80.45 - 81.42 . 1158118002

14:34 MONDAY, MARCH 29, 1982 22

HASTIGHEDSFORDELING FOR LASTBILER
FREQUENCY BAR CHART

MIDPOINT
HAST

42.5
47.5
52.5
57.5
62.5
67.5
72.5
77.5
82.5
87.5
92.5
97.5
102.5



FREQ	CUM. FREQ	PERCENT	CUM. PERCENT
0	0	0.00	0.00
0	0	0.00	0.00
0	0	0.00	0.00
2	2	3.85	3.85
6	8	11.54	15.38
14	22	26.92	42.31
19	41	36.54	78.85
11	52	21.15	100.00
0	52	0.00	100.00
0	52	0.00	100.00
0	52	0.00	100.00
0	52	0.00	100.00
0	52	0.00	100.00

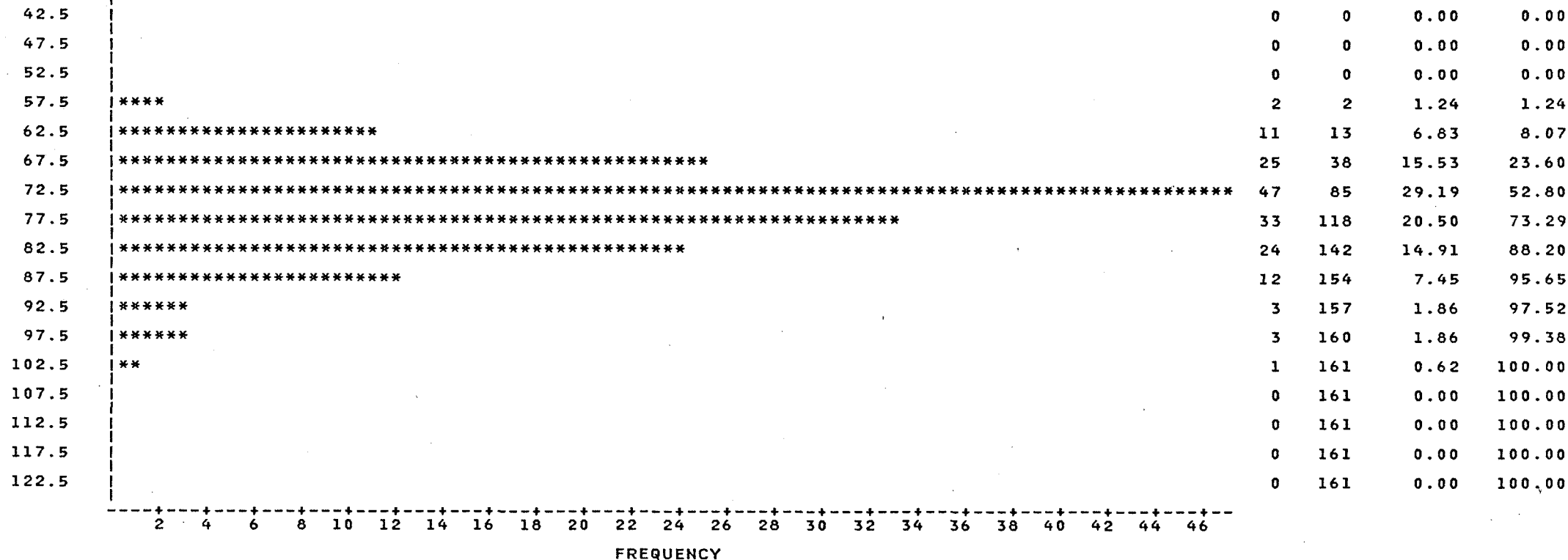
STRÆKNINGSHAST VEJ 115 MOD VORDINGBORG
ONS 13 5 81 KL. 1200 - 1300 KM 80.45 - 81.42 . 1158118002

14:34 MONDAY, MARCH 29, 1982 23

HASTIGHEDSFORDELING FOR ALLE BILTYPER

FREQUENCY BAR CHART

MIDPOINT
HAST



ONS 13 5 81 STRÆKNINGSHAST VEJ 115 MOD VORDINGBORG
KL. 1200 - 1300 KM 80.45 - 81.42 . 1158118002

14:34 MONDAY, MARCH 29, 1982 24

HASTIGHEDSFORDELING FOR ALLE BILTYPER

TABLE OF TYPE BY HAST

TYPE	HAST					TOTAL
FREQUENCY PERCENT ROW PCT COL PCT	6	7	8	9	10	
1	5 3.11 4.67 38.46	37 22.98 34.58 51.39	46 28.57 42.99 80.70	15 9.32 14.02 100.00	4 2.48 3.74 100.00	107 66.46
2	8 4.97 15.38 61.54	33 20.50 63.46 45.83	11 6.83 21.15 19.30	0 0.00 0.00 0.00	0 0.00 0.00 0.00	52 32.30
5	0 0.00 0.00 0.00	2 1.24 100.00 2.78	0 0.00 0.00 0.00	0 0.00 0.00 0.00	0 0.00 0.00 0.00	2 1.24
TOTAL	13 8.07	72 44.72	57 35.40	15 9.32	4 2.48	161 100.00

STRÆKNINGSHAST VEJ 115 MOD VORDINGBORG
ONS 13 5 81 KL. 1200 - 1300 KM 80.45 - 81.42

1158118002 14:34 MONDAY, MARCH 29, 1982 13

SORTERET LISTE - ALLE BILTYPER - I TIDSGRUPPER

----- TIDSGRUP=1 -----

OBS	TYPE	STARTTID	HAST	TIDSFB
1	2	15.48	71.8519	50.1031
2	3	15.67	81.9718	43.9175
3	2	15.72	70.9756	50.7216
4	2	15.74	70.9756	50.7216
5	1	15.80	72.7500	49.4845
6	1	16.27	78.6486	45.7732
7	2	16.40	72.7500	49.4845
8	3	16.64	79.7260	45.1546
9	1	16.67	80.8333	44.5361
10	1	16.85	73.6709	48.8660
11	1	18.05	79.7260	45.1546
12	1	18.06	69.2857	51.9588
13	1	18.15	71.8519	50.1031
14	3	18.16	74.6154	48.2474
15	1	19.92	80.8333	44.5361
16	4	20.20	62.5806	57.5258
17	3	20.70	78.6486	45.7732
18	1	20.72	70.1205	51.3402
19	2	20.76	63.9560	56.2887
20	1	21.02	74.6154	48.2474
21	1	21.20	74.6154	48.2474
22	1	21.81	81.9718	43.9175

----- TIDSGRUP=2 -----

OBS	TYPE	STARTTID	HAST	TIDSFB
23	1	22.12	79.7260	45.1546
24	2	22.20	68.4706	52.5773
25	1	22.89	89.5385	40.2062
26	1	23.53	75.5844	47.6289
27	1	23.56	76.5789	47.0103
28	3	23.70	71.8519	50.1031
29	1	24.44	81.9718	43.9175
30	1	24.60	67.6744	53.1959
31	1	24.83	86.8657	41.4433
32	1	24.91	89.5385	40.2062
33	5	25.08	68.4706	52.5773
34	3	25.48	75.5844	47.6289
35	1	27.32	76.5789	47.0103
36	1	27.61	73.6709	48.8660
37	1	27.73	80.8333	44.5361

STRÆKNINGSHAST VEJ 115 MOD VORDINGBORG
ONS 13 5 81 KL. 1200 - 1300 KM 80.45 - 81.42

1158118002 14:34 MONDAY, MARCH 29, 1982 14

SORTERET LISTE - ALLE BILTYPER - I TIDSGRUPPER

----- TIDSGRUP=3 -----

OBS	TYPE	STARTTID	HAST	TIDSFB
38	3	28.10	83.143	43.2990
39	2	28.14	77.600	46.3918
40	1	28.40	70.120	51.3402
41	3	29.35	81.972	43.9175
42	1	29.73	89.538	40.2062
43	3	30.02	71.852	50.1031
44	4	30.65	72.750	49.4845
45	1	30.95	83.143	43.2990
46	2	31.13	66.897	53.8144
47	2	31.60	70.976	50.7216
48	1	31.72	63.261	56.9072
49	1	31.99	85.588	42.0619
50	2	33.07	73.671	48.8660
51	1	33.22	84.348	42.6804
52	1	33.39	102.105	35.2577
53	2	33.40	61.263	58.7629
54	2	33.55	70.976	50.7216

----- TIDSGRUP=4 -----

OBS	TYPE	STARTTID	HAST	TIDSFB
55	3	35.45	83.1429	43.2990
56	2	36.01	73.6709	48.8660
57	2	36.02	71.8519	50.1031
58	1	36.73	73.6709	48.8660
59	1	36.78	74.6154	48.2474
60	1	36.84	61.9149	58.1443
61	2	37.21	76.5789	47.0103
62	1	37.57	77.6000	46.3918
63	3	38.71	78.6486	45.7732
64	2	39.21	69.2857	51.9588
65	1	39.27	71.8519	50.1031

----- TIDSGRUP=5 -----

OBS	TYPE	STARTTID	HAST	TIDSFB
66	2	40.64	76.5789	47.0103
67	1	41.29	65.3933	55.0515
68	4	41.43	66.1364	54.4330
69	1	41.48	66.8966	53.8144
70	1	41.57	69.2857	51.9588
71	1	42.05	89.5385	40.2062
72	2	42.67	68.4706	52.5773
73	1	43.23	84.3478	42.6804
74	1	43.77	93.8710	38.3505

STRÆKNINGSHAST VEJ 115 MOD VORDINGBORG
ONS 13 5 81 KL. 1200 - 1300 KM 80.45 - 81.42 . 1158118002

14:34 MONDAY, MARCH 29, 1982 15

SORTERET LISTE - ALLE BILTYPER - I TIDSGRUPPER

----- TIDSGRUP=5 -----

OBS	TYPE	STARTTID	HAST	TIDSFB
75	1	43.79	83.1429	43.2990
76	2	44.24	73.6709	48.8660
77	3	44.72	81.9718	43.9175
78	1	44.75	78.6486	45.7732
79	1	44.80	81.9718	43.9175
80	3	45.01	86.8657	41.4433

----- TIDSGRUP=6 -----

OBS	TYPE	STARTTID	HAST	TIDSFB
81	2	46.40	70.9756	50.7216
82	1	46.79	81.9718	43.9175
83	1	47.03	80.8333	44.5361
84	2	47.08	73.6709	48.8660
85	3	47.10	85.5882	42.0619
86	1	47.37	71.8519	50.1031
87	2	47.52	59.3878	60.6186
88	1	47.53	83.1429	43.2990
89	1	47.65	65.3933	55.0515
90	1	47.66	67.6744	53.1959
91	1	48.64	98.6441	36.4948
92	2	49.12	66.8966	53.8144
93	4	49.14	66.1364	54.4330
94	4	49.22	59.3878	60.6186
95	1	49.30	61.2632	58.7629
96	1	50.65	93.8710	38.3505
97	1	50.97	79.7260	45.1546
98	3	51.01	75.5844	47.6289
99	1	51.07	79.7260	45.1546
100	1	51.10	78.6486	45.7732
101	1	51.11	76.5789	47.0103
102	5	51.32	67.6744	53.1959
103	1	51.42	74.6154	48.2474
104	1	51.65	86.8657	41.4433

----- TIDSGRUP=7 -----

OBS	TYPE	STARTTID	HAST	TIDSFB
105	1	52.16	68.4706	52.5773
106	3	52.40	73.6709	48.8660
107	1	53.07	71.8519	50.1031
108	3	53.36	93.8710	38.3505
109	1	53.50	85.5882	42.0619
110	2	53.82	63.9560	56.2887
111	2	55.00	75.5844	47.6289

STRÆKNINGSHAST VEJ 115 MOD VORDINGBORG
ONS 13 5 81 KL. 1200 - 1300 KM 80.45 - 81.42 . 1158118002 14:34 MONDAY, MARCH 29, 1982 16

SORTERET LISTE - ALLE BILTYPER - I TIDSGRUPPER

----- TIDSGRUP=7 -----

OBS	TYPE	STARTTID	HAST	TIDSFB
112	2	55.03	75.5844	47.6289
113	1	55.45	81.9718	43.9175
114	1	56.33	78.6486	45.7732
115	1	56.36	77.6000	46.3918
116	2	56.41	69.2857	51.9588
117	4	56.97	75.5844	47.6289
118	1	57.53	80.8333	44.5361
119	1	57.56	75.5844	47.6289

----- TIDSGRUP=8 -----

OBS	TYPE	STARTTID	HAST	TIDSFB
120	2	58.37	71.8519	50.1031
121	1	59.45	95.4098	37.7320
122	1	59.86	75.5844	47.6289
123	1	59.89	73.6709	48.8660
124	2	60.45	64.6667	55.6701
125	4	60.54	68.4706	52.5773
126	2	62.42	70.1205	51.3402
127	1	62.98	84.3478	42.6804
128	1	63.07	86.8657	41.4433
129	1	63.11	71.8519	50.1031
130	1	63.13	70.9756	50.7216
131	1	63.40	63.2609	56.9072

----- TIDSGRUP=9 -----

OBS	TYPE	STARTTID	HAST	TIDSFB
132	2	65.10	77.6000	46.3918
133	1	65.12	79.7260	45.1546
134	3	65.66	81.9718	43.9175
135	2	65.70	66.8966	53.8144
136	4	66.11	79.7260	45.1546
137	2	66.38	75.5844	47.6289
138	2	66.38	69.2857	51.9588
139	2	68.18	68.4706	52.5773
140	1	68.30	72.7500	49.4845
141	2	68.92	71.8519	50.1031
142	2	69.05	75.5844	47.6289
143	2	69.19	78.6486	45.7732
144	3	69.50	95.4098	37.7320

STRÆKNINGSHAST VEJ 3 MOD KASTRUP
ONS 1 4 81 KL. 1400 - 1453 KM 44.6 - 45.7

38114501 11:31 MONDAY, FEBRUARY 15, 1982 11

SORTERET LISTE - ALLE BILTYPER - I TIDSGRUPPER

----- TIDSGRUP=5 -----

OBS	TYPE	STARTTID	HAST	TIDSFB
467	4	55.76	78.571	45.8182
468	2	55.76	69.474	51.8182
469	1	55.79	68.750	52.3636
470	1	55.81	110.000	32.7273
471	4	55.87	68.041	52.9091
472	1	55.90	108.197	33.2727
473	1	55.90	90.411	39.8182
474	1	55.95	81.481	44.1818

----- TIDSGRUP=6 -----

OBS	TYPE	STARTTID	HAST	TIDSFB
475	1	56.05	82.500	43.6364
476	1	56.21	95.652	37.6364
477	1	56.25	82.500	43.6364
478	1	56.33	97.059	37.0909
479	1	56.41	95.652	37.6364
480	1	56.43	80.488	44.7273
481	1	56.49	83.544	43.0909
482	1	56.49	70.213	51.2727
483	1	56.67	79.518	45.2727
484	1	56.73	92.958	38.7273
485	1	56.77	83.544	43.0909
486	1	57.00	92.958	38.7273
487	1	57.02	79.518	45.2727
488	1	57.09	73.333	49.0909
489	1	57.18	79.518	45.2727
490	1	57.21	78.571	45.8182
491	1	57.23	76.744	46.9091
492	1	57.37	88.000	40.9091
493	1	57.39	86.842	41.4545
494	1	57.41	91.667	39.2727
495	1	57.43	97.059	37.0909
496	1	57.46	94.286	38.1818
497	1	57.47	90.411	39.8182
498	1	57.66	101.538	35.4545
499	1	57.71	92.958	38.7273
500	1	57.76	88.000	40.9091
501	1	57.80	86.842	41.4545
502	1	58.00	95.652	37.6364
503	2	58.06	84.615	42.5455
504	1	58.12	86.842	41.4545
505	4	58.13	72.527	49.6364
506	1	58.21	75.000	48.0000
507	4	58.22	61.111	58.9091
508	2	58.28	75.000	48.0000
509	1	58.52	94.286	38.1818

STRÆKNINGSHAST VEJ 115 MOD VORDINGBORG 14:34 MONDAY, MARCH 29, 1982 17
ONS 13 5 81 KL. 1200 - 1300 KM 80.45 - 81.42 . 1158118002

SORTERET LISTE - ALLE BILTYPER - I TIDSGRUPPER

----- TIDSGRUP=10 -----

OBS	TYPE	STARTTID	HAST	TIDSFB
145	1	70.37	81.9718	43.9175
146	4	70.39	66.8966	53.8144
147	2	70.43	63.9560	56.2887
148	1	70.46	63.9560	56.2887
149	4	71.05	71.8519	50.1031
150	2	71.08	70.9756	50.7216
151	1	71.10	70.9756	50.7216
152	1	71.13	70.9756	50.7216
153	2	71.85	72.7500	49.4845
154	1	71.89	72.7500	49.4845
155	1	72.18	81.9718	43.9175
156	1	72.58	85.5882	42.0619
157	2	73.54	69.2857	51.9588
158	1	73.75	72.7500	49.4845
159	1	73.78	74.6154	48.2474
160	1	73.92	66.1364	54.4330
161	3	74.02	74.6154	48.2474

STRÆKNINGSHAST VEJ 115 MOD KØGE
ONS 13 5 81 KL. 1427 - 1500 KM 81.42 - 80.45

14:34 MONDAY, MARCH 29, 1982 29
. 1158138001

GENNEMSNITSMAL FOR PERSONBILER I TIDSGRUPPER
TIDSGRUP=1

VARIABLE	N	MEAN	STANDARD DEVIATION	MINIMUM VALUE	MAXIMUM VALUE	STD ERROR OF MEAN	SUM	VARIANCE	C.V.
HAST	5	76.29080327	3.28065665	71.85185185	80.83333333	1.46715426	381.45401635	10.76270807	4.300
TIDSFB	5	47.25773196	2.03278475	44.53608247	50.10309278	0.90908898	236.28865979	4.13221384	4.301

TIDSGRUP=2

HAST	19	80.41339366	10.20011008	63.95604396	103.92857143	2.34006574	1527.8544795	104.04224574	12.685
TIDSFB	19	45.41508410	5.44468816	34.63917526	56.28865979	1.24909713	862.8865979	29.64462916	11.989

TIDSGRUP=3

HAST	26	81.43628857	7.57503519	67.67441860	107.77777778	1.48558662	2117.3435028	57.38115806	9.302
TIDSFB	26	44.53608247	3.73190181	33.40206186	53.19587629	0.73188616	1157.9381443	13.92709108	8.380

TIDSGRUP=4

HAST	16	81.23269029	7.56465614	68.47058824	100.34482759	1.89116404	1299.7230446	57.22402258	9.312
TIDSFB	16	44.65206186	3.86762851	35.87628866	52.57731959	0.96690713	714.4329897	14.95855032	8.662

TIDSGRUP=5

HAST	16	75.79180691	14.84568281	53.39449541	97.00000000	3.71142070	1212.6689106	220.39429802	19.587
TIDSFB	16	49.36855670	10.30156928	37.11340206	67.42268041	2.57539232	789.8969072	106.12232968	20.867

TIDSGRUP=6

HAST	6	73.83300499	7.74731403	67.67441860	86.86567164	3.16282771	442.99802992	60.02087463	10.493
TIDSFB	6	49.17525773	4.77131401	41.44329897	53.19587629	1.94788079	295.05154639	22.76543735	9.703

STRÆKNINGSHAST VEJ 115 MOD KØGE
ONS 13 5 81 KL. 1427 - 1500 KM 81.42 - 80.45

14:34 MONDAY, MARCH 29, 1982 30
. 1158138001

GENNEMSNITSMAL FOR ALLE BILER I TIDSGRUPPER
TIDSGRUP=1

VARIABLE	N	MEAN	STANDARD DEVIATION	MINIMUM VALUE	MAXIMUM VALUE	STD ERROR OF MEAN	SUM	VARIANCE	C.V.
HAST	6	77.63364041	4.40788338	71.85185185	84.34782609	1.79951085	465.80184244	19.42943590	5.678
TIDSFB	6	46.49484536	2.60724890	42.68041237	50.10309278	1.06440491	278.96907216	6.79774684	5.608
----- TIDSGRUP=2 -----									
HAST	26	79.26709079	9.19521898	63.95604396	103.92857143	1.80333081	2060.9443604	84.55205203	11.600
TIDSFB	26	45.96352102	4.96934527	34.63917526	56.28865979	0.97456879	1195.0515464	24.69439244	10.811
----- TIDSGRUP=3 -----									
HAST	39	79.75648834	7.31015983	67.67441860	107.77777778	1.17056240	3110.5030452	53.43843673	9.166
TIDSFB	39	45.47184774	3.79151543	33.40206186	53.19587629	0.60712837	1773.4020619	14.37558923	8.338
----- TIDSGRUP=4 -----									
HAST	32	78.66155734	6.66498931	67.67441860	100.34482759	1.17821479	2517.1698348	44.42208256	8.473
TIDSFB	32	46.06314433	3.66106410	35.87628866	53.19587629	0.64719081	1474.0206186	13.40339037	7.948
----- TIDSGRUP=5 -----									
HAST	20	73.38978297	14.81578510	53.39449541	97.00000000	3.31291026	1467.7956594	219.50748825	20.188
TIDSFB	20	51.03092784	10.41733925	37.11340206	67.42268041	2.32938787	1020.6185567	108.52095698	20.414
----- TIDSGRUP=6 -----									
HAST	10	72.62929305	6.14339720	67.67441860	86.86567164	1.94271277	726.29293045	37.74132912	8.459
TIDSFB	10	49.85567010	3.80410974	41.44329897	53.19587629	1.20296513	498.55670103	14.47125093	7.630

STRÆKNINGSFAST VEJ 115 MOD KØGE
ONS 13 5 81 KL. 1427 - 1500 KM 81.42 - 80.45

14:34 MONDAY, MARCH 29, 1982 31
. 1158138001

GENNEMSNITSMAL FOR BILER FORDELT EFTER TYPE
TYPE=1

VARIABLE	N	MEAN	STANDARD DEVIATION	MINIMUM VALUE	MAXIMUM VALUE	STD ERROR OF MEAN	SUM	VARIANCE	C.V.
HAST	88	79.34138618	9.84831322	53.39449541	107.77777778	1.04983372	6982.0419838	96.98927327	12.413
TIDSFB	88	46.09653233	6.03512558	33.40206186	67.42268041	0.64334655	4056.4948454	36.42274072	13.092

----- TYPE=2 -----

HAST	44	74.93590851	6.70641340	54.90566038	90.93750000	1.01102986	3297.1799746	44.97598072	8.950
TIDSFB	44	48.45829428	4.82637079	39.58762887	65.56701031	0.72760277	2132.1649485	23.29385499	9.960

----- TYPE=5 -----

HAST	1	69.28571429	.	69.28571429	69.28571429	.	69.28571429	.	.
TIDSFB	1	51.95876289	.	51.95876289	51.95876289	.	51.95876289	.	.

STRÆKNINGSHAST VEJ 115 MOD KØGE
ONS 13 5 81 KL. 1427 - 1500 KM 81.42 - 80.45

. 1158138001

14:34 MONDAY, MARCH 29, 1982

32

HASTIGHEDSFORDELING FOR PERSONBILER

FREQUENCY BAR CHART

MIDPOINT
HAST

42.5

47.5

52.5

57.5

62.5

67.5

72.5

77.5

82.5

87.5

92.5

97.5

102.5

107.5

112.5

117.5

122.5

**

FREQ

CUM.
FREQ

PERCENT

CUM.
PERCENT

0

0

0.00

0.00

0

0

0.00

0.00

2

2

2.27

2.27

2

4

2.27

4.55

2

6

2.27

6.82

8

14

9.09

15.91

5

19

5.68

21.59

37

56

42.05

63.64

11

67

12.50

76.14

9

76

10.23

86.36

6

82

6.82

93.18

2

84

2.27

95.45

3

87

3.41

98.86

1

88

1.14

100.00

0

88

0.00

100.00

0

88

0.00

100.00

0

88

0.00

100.00

2 4 6 8 10 12 14 16 18 20 22 24 26 28 30 32 34 36

FREQUENCY

STRÆKNINGSHAST VEJ 115 MOD KØGE
ONS 13 5 81 KL. 1427 - 1500 KM 81.42 - 80.45

. 1158138001

14:34 MONDAY, MARCH 29, 1982 33

HASTIGHEDSFORDELING FOR LASTBILER

FREQUENCY BAR CHART

MIDPOINT
HAST

42.5

47.5

52.5 *****

57.5 *****

62.5

67.5 *****

72.5 *****

77.5 *****

82.5 *****

87.5

92.5 *****

97.5

102.5

FREQ	CUM. FREQ	PERCENT	CUM. PERCENT
0	0	0.00	0.00
0	0	0.00	0.00
1	1	2.27	2.27
2	3	4.55	6.82
0	3	0.00	6.82
5	8	11.36	18.18
11	19	25.00	43.18
20	39	45.45	88.64
4	43	9.09	97.73
0	43	0.00	97.73
1	44	2.27	100.00
0	44	0.00	100.00
0	44	0.00	100.00

1 2 3 4 5 6 7 8 9 10 11 12 13 14 15 16 17 18 19 20

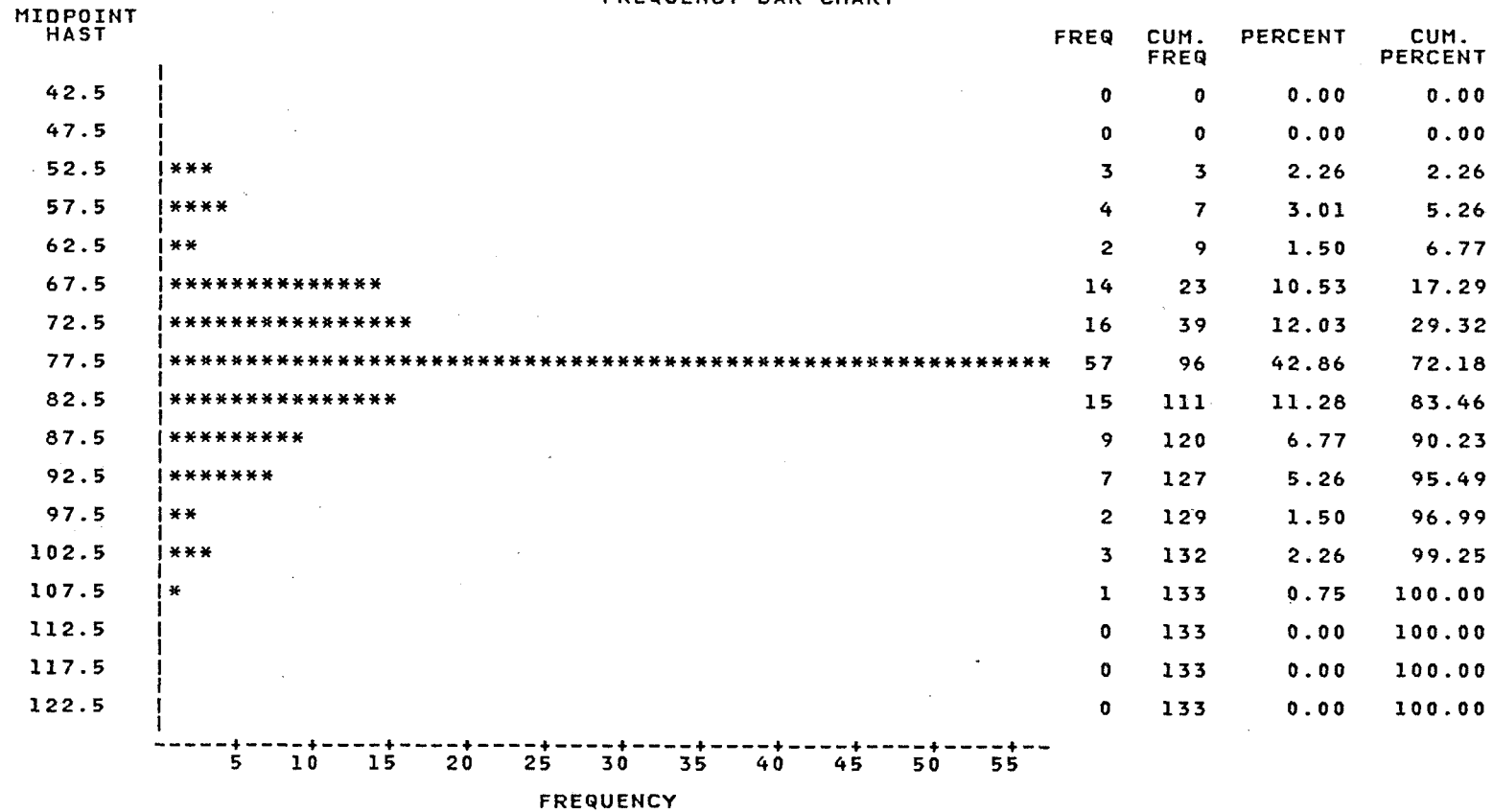
FREQUENCY

STRÆKNINGSHAST VEJ 115 MOD KØGE
ONS 13 5 81 KL. 1427 - 1500 KM 81.42 - 80.45

1158138001 14:34 MONDAY, MARCH 29, 1982 34

HASTIGHEDSFORDELING FOR ALLE BILTYPER

FREQUENCY BAR CHART



STRÆKNINGSHAST VEJ 115 MOD KØGE
ONS 13 5 81 KL. 1427 - 1500 KM 81.42 - 80.45

. 1158138001

14:34 MONDAY, MARCH 29, 1982

35

HASTIGHEDSFORDELING FOR ALLE BILTYPER

TABLE OF TYPE BY HAST

TYPE	HAST							TOTAL
FREQUENCY								
PERCENT								
ROW PCT								
COL PCT	5	6	7	8	9	10	11	
1	2	4	13	48	15	5	1	88
	1.50	3.01	9.77	36.09	11.28	3.76	0.75	66.17
	2.27	4.55	14.77	54.55	17.05	5.68	1.14	
	66.67	66.67	43.33	66.67	93.75	100.00	100.00	
2	1	2	16	24	1	0	0	44
	0.75	1.50	12.03	18.05	0.75	0.00	0.00	33.08
	2.27	4.55	36.36	54.55	2.27	0.00	0.00	
	33.33	33.33	53.33	33.33	6.25	0.00	0.00	
5	0	0	1	0	0	0	0	1
	0.00	0.00	0.75	0.00	0.00	0.00	0.00	0.75
	0.00	0.00	100.00	0.00	0.00	0.00	0.00	
	0.00	0.00	3.33	0.00	0.00	0.00	0.00	
TOTAL	3	6	30	72	16	5	1	133
	2.26	4.51	22.56	54.14	12.03	3.76	0.75	100.00

STRÆKNINGSHAST VEJ 115 MOD KØGE
ONS 13 5 81 KL. 1427 - 1500 KM 81.42 - 80.4514:34 MONDAY, MARCH 29, 1982 25
. 1158138001

SORTERET LISTE - ALLE BILTYPER - I TIDSGRUPPER

----- TIDSGRUP=1 -----

OBS	TYPE	STARTTID	HAST	TIDSFB
1	1	12.91	77.6000	46.3918
2	1	13.13	71.8519	50.1031
3	1	13.71	80.8333	44.5361
4	1	16.53	75.5844	47.6289
5	2	17.40	84.3478	42.6804
6	1	18.27	75.5844	47.6289

----- TIDSGRUP=2 -----

OBS	TYPE	STARTTID	HAST	TIDSFB
7	2	19.12	75.584	47.6289
8	1	19.79	74.615	48.2474
9	1	19.81	74.615	48.2474
10	1	19.85	88.182	40.8247
11	1	19.96	81.972	43.9175
12	3	20.20	77.600	46.3918
13	1	20.39	79.726	45.1546
14	1	20.60	71.852	50.1031
15	1	20.68	85.588	42.0619
16	2	21.58	79.726	45.1546
17	1	21.64	84.348	42.6804
18	1	21.69	69.286	51.9588
19	1	22.91	80.833	44.5361
20	2	23.15	69.286	51.9588
21	5	23.17	69.286	51.9588
22	3	23.20	69.286	51.9588
23	1	23.42	63.956	56.2887
24	1	24.02	103.929	34.6392
25	1	24.03	77.600	46.3918
26	1	24.12	75.584	47.6289
27	1	24.40	100.345	35.8763
28	1	24.70	77.600	46.3918
29	2	24.72	78.649	45.7732
30	1	24.88	90.937	39.5876
31	2	24.95	80.833	44.5361
32	2	24.99	79.726	45.1546

STRÆKNINGSHAST VEJ 115 MOD KØGE
ONS 13 5 81 KL. 1427 - 1500 KM 81.42 - 80.45

1158138001

14:34 MONDAY, MARCH 29, 1982

26

SORTERET LISTE - ALLE BILTYPER - I TIDSGRUPPER

----- TIDSGRUP=3 -----

OBS	TYPE	STARTTID	HAST	TIDSF8
33	1	25.00	79.726	45.1546
34	4	25.05	79.726	45.1546
35	1	25.06	78.649	45.7732
36	4	25.14	74.615	48.2474
37	1	25.16	75.584	47.6289
38	1	25.23	79.726	45.1546
39	1	25.35	86.866	41.4433
40	1	25.39	90.937	39.5876
41	4	25.48	77.600	46.3918
42	1	25.51	77.600	46.3918
43	1	25.61	76.579	47.0103
44	2	25.71	78.649	45.7732
45	1	25.75	79.726	45.1546
46	1	25.79	78.649	45.7732
47	2	25.83	76.579	47.0103
48	2	25.86	75.584	47.6289
49	1	25.88	75.584	47.6289
50	1	26.00	84.348	42.6804
51	1	26.02	80.833	44.5361
52	4	26.33	76.579	47.0103
53	1	26.35	77.600	46.3918
54	4	26.41	74.615	48.2474
55	4	26.69	90.937	39.5876
56	1	26.88	80.833	44.5361
57	1	26.90	81.972	43.9175
58	1	26.93	79.726	45.1546
59	4	28.05	78.649	45.7732
60	1	28.30	67.674	53.1959
61	2	28.32	67.674	53.1959
62	2	28.51	70.976	50.7216
63	4	28.58	70.976	50.7216
64	1	28.62	79.726	45.1546
65	1	29.42	107.778	33.4021
66	1	29.59	90.938	39.5876
67	1	29.63	90.937	39.5876
68	1	30.40	85.588	42.0619
69	3	30.58	77.600	46.3918
70	1	30.60	76.579	47.0103
71	1	30.80	75.584	47.6289

STRÆKNINGSHAST VEJ 3 MOD KASTRUP
ONS 1 4 81 KL. 1400 - 1453 KM 44.6 - 45.711:31 MONDAY, FEBRUARY 15, 1982 12
38114501

SORTERET LISTE - ALLE BILTYPER - I TIDSGRUPPER

----- TIDSGRUP=6 -----

OBS	TYPE	STARTTID	HAST	TIDSFB
510	1	58.58	89.189	40.3636
511	1	58.62	75.000	48.0000
512	1	58.72	89.189	40.3636
513	1	58.81	85.714	42.0000
514	1	58.93	100.000	36.0000
515	1	59.04	90.411	39.8182
516	2	59.07	70.968	50.7273
517	1	59.14	100.000	36.0000
518	1	59.20	82.500	43.6364
519	1	59.23	98.507	36.5455
520	1	59.36	88.000	40.9091
521	1	59.43	92.958	38.7273
522	1	59.79	108.197	33.2727
523	1	59.81	90.411	39.8182
524	2	59.90	70.968	50.7273
525	1	59.91	90.411	39.8182
526	1	59.92	100.000	36.0000
527	1	59.98	73.333	49.0909
528	2	60.00	74.157	48.5455
529	1	60.13	91.667	39.2727
530	1	60.17	77.647	46.3636
531	1	60.25	83.544	43.0909
532	1	60.47	94.286	38.1818
533	1	60.50	80.488	44.7273
534	1	60.51	86.842	41.4545
535	1	60.70	84.615	42.5455
536	1	60.93	94.286	38.1818
537	1	60.96	92.958	38.7273
538	1	60.97	95.652	37.6364
539	1	61.03	85.714	42.0000
540	1	61.18	79.518	45.2727
541	1	61.25	86.842	41.4545
542	1	61.28	79.518	45.2727
543	1	61.29	101.538	35.4545
544	1	61.36	100.000	36.0000
545	1	61.40	98.507	36.5455
546	2	61.71	75.862	47.4545
547	2	61.75	77.647	46.3636
548	2	61.95	80.488	44.7273
549	1	61.99	89.189	40.3636

STRÆKNINGSHAST VEJ 115 MOD KØGE
ONS 13 5 81 KL. 1427 - 1500 KM 81.42 - 80.45

1158138001 14:34 MONDAY, MARCH 29, 1982 27

SORTERET LISTE - ALLE BILTYPER - I TIDSGRUPPER

----- TIDSGRUP=4 -----

OBS	TYPE	STARTTID	HAST	TIDSFB
72	1	31.06	88.182	40.8247
73	2	32.02	67.674	53.1959
74	2	32.04	67.674	53.1959
75	1	32.05	77.600	46.3918
76	1	32.07	68.471	52.5773
77	3	32.08	77.600	46.3918
78	1	32.10	85.588	42.0619
79	4	33.02	79.726	45.1546
80	4	33.10	74.615	48.2474
81	2	33.19	77.600	46.3918
82	4	33.24	77.600	46.3918
83	1	33.25	76.579	47.0103
84	4	33.42	79.726	45.1546
85	2	33.45	77.600	46.3918
86	2	33.48	76.579	47.0103
87	1	33.52	77.600	46.3918
88	1	33.67	93.871	38.3505
89	2	33.74	79.726	45.1546
90	2	34.20	76.579	47.0103
91	2	34.55	79.726	45.1546
92	1	34.60	79.726	45.1546
93	1	34.63	80.833	44.5361
94	1	34.65	79.726	45.1546
95	1	34.67	78.649	45.7732
96	1	35.45	79.726	45.1546
97	4	35.73	72.750	49.4845
98	2	35.97	71.852	50.1031
99	1	35.99	78.649	45.7732
100	2	36.14	73.671	48.8660
101	1	36.60	76.579	47.0103
102	2	36.85	84.348	42.6804
103	1	36.88	100.345	35.8763

----- TIDSGRUP=5 -----

OBS	TYPE	STARTTID	HAST	TIDSFB
104	1	38.73	97.0000	37.1134
105	1	38.87	85.5882	42.0619
106	1	39.09	93.8710	38.3505
107	2	39.25	60.0000	60.0000
108	2	39.30	59.3878	60.6186
109	2	39.34	54.9057	65.5670
110	1	39.36	54.9057	65.5670
111	1	39.37	62.5806	57.5258
112	1	39.37	58.7879	61.2371
113	1	39.41	53.3945	67.4227
114	1	39.83	77.6000	46.3918

STRÆKNINGSHAST VEJ 115 MOD KØGE
ONS 13 5 81 KL. 1427 - 1500 KM 81.42 - 80.45

1158138001 14:34 MONDAY, MARCH 29, 1982 28

SORTERET LISTE - ALLE BILTYPER - I TIDSGRUPPER

----- TIDSGRUP=5 -----

OBS	TYPE	STARTTID	HAST	TIDSFB
115	1	40.35	75.5844	47.6289
116	2	40.55	80.8333	44.5361
117	1	40.73	66.1364	54.4330
118	1	40.98	58.7879	61.2371
119	1	41.44	88.1818	40.8247
120	1	41.45	95.4098	37.7320
121	1	41.68	79.7260	45.1546
122	1	42.63	83.1429	43.2990
123	1	42.86	81.9718	43.9175

----- TIDSGRUP=6 -----

OBS	TYPE	STARTTID	HAST	TIDSFB
124	4	43.29	72.7500	49.4845
125	4	43.33	70.1205	51.3402
126	1	43.36	69.2857	51.9588
127	1	43.38	68.4706	52.5773
128	1	43.40	67.6744	53.1959
129	4	43.44	67.6744	53.1959
130	1	43.51	70.9756	50.7216
131	1	43.68	86.8657	41.4433
132	1	43.75	79.7260	45.1546
133	2	44.16	72.7500	49.4845

STRÆKNINGSHAST VEJ 115 MOD KØGE
ONS 13 5 81 KL. 1427 - 1500 KM 81.42 - 80.45

1158138002 14:34 MONDAY, MARCH 29, 1982 41

GENNEMSNITSMÅL FOR PERSONBILER I TIDSGRUPPER
TIDSGRUP=1

VARIABLE	N	MEAN	STANDARD DEVIATION	MINIMUM VALUE	MAXIMUM VALUE	STD ERROR OF MEAN	SUM	VARIANCE	C.V.
HAST	20	77.07619895	6.68354636	66.89655172	89.53846154	1.49448640	1541.5239790	44.66979197	8.671
TIDSFB	20	47.04123711	4.07089068	40.20618557	53.81443299	0.91027883	940.8247423	16.57215096	8.654
----- TIDSGRUP=2 -----									
HAST	8	81.05118247	6.71894809	70.12048193	89.53846154	2.37550688	648.40945973	45.14426343	8.290
TIDSFB	8	44.69072165	3.79507887	40.20618557	51.34020619	1.34176300	357.52577320	14.40262363	8.492
----- TIDSGRUP=3 -----									
HAST	13	82.01601677	6.02571836	74.61538462	90.93750000	1.67123358	1066.2082180	36.30928172	7.347
TIDSFB	13	44.10785091	3.15791840	39.58762887	48.24742268	0.87584898	573.4020619	9.97244864	7.160
----- TIDSGRUP=4 -----									
HAST	5	75.91947332	3.65329262	72.75000000	80.83333333	1.63380213	379.59736660	13.34654695	4.812
TIDSFB	5	47.50515464	2.24732810	44.53608247	49.48453608	1.00503568	237.52577320	5.05048358	4.731
----- TIDSGRUP=5 -----									
HAST	5	81.28905400	6.89552051	73.67088608	90.93750000	3.08377052	406.44527002	47.54820309	8.483
TIDSFB	5	44.53608247	3.68547689	39.58762887	48.86597938	1.64819537	222.68041237	13.58273993	8.275
----- TIDSGRUP=6 -----									
HAST	21	76.92455304	7.06025655	65.39325843	95.40983607	1.54067429	1615.4156138	49.84722255	9.178
TIDSFB	21	47.15758468	4.13973323	37.73195876	55.05154639	0.90336385	990.3092784	17.13739125	8.779
----- TIDSGRUP=7 -----									
HAST	10	78.65990300	7.56502671	66.89655172	93.87096774	2.39227150	786.59903000	57.22962911	9.617
TIDSFB	10	46.14432990	4.39518766	38.35051546	53.81443299	1.38988037	461.44329897	19.31767457	9.525
----- TIDSGRUP=8 -----									
HAST	12	83.22338099	6.51108051	72.75000000	95.40983607	1.87958704	998.68057193	42.39416946	7.824
TIDSFB	12	43.50515464	3.47247570	37.73195876	49.48453608	1.00241739	522.06185567	12.05808752	7.982
----- TIDSGRUP=9 -----									
HAST	11	78.19679997	3.29969977	72.75000000	85.58823529	0.99489691	860.16479966	10.88801857	4.220
TIDSFB	11	46.11059044	1.90378120	42.06185567	49.48453608	0.57401163	507.21649485	3.62438284	4.129
----- TIDSGRUP=10 -----									
HAST	9	79.41034592	7.51263463	69.28571429	89.53846154	2.50421154	714.69311332	56.43967903	9.461
TIDSFB	9	45.70446735	4.41135936	40.20618557	51.95876289	1.47045312	411.34020619	19.46009140	9.652

STRÆKNINGSHAST VEJ 115 MOD KØGE
ONS 13 5 81 KL. 1427 - 1500 KM 81.42 - 80.45

14:34 MONDAY, MARCH 29, 1982 42
. 1158138002

GENNEMSNITSMÅL FOR ALLE BILER I TIDSGRUPPER
TIDSGRUP=1

VARIABLE	N	MEAN	STANDARD DEVIATION	MINIMUM VALUE	MAXIMUM VALUE	STD ERROR OF MEAN	SUM	VARIANCE	C.V.
HAST	29	76.74808784	6.23473646	66.89655172	89.53846154	1.15776150	2225.6945472	38.87193873	8.124
TIDSFB	29	47.20227515	3.78102274	40.20618557	53.81443299	0.70211830	1368.8659794	14.29613299	8.010
----- TIDSGRUP=2 -----									
HAST	17	80.41861460	6.62288871	70.12048193	93.87096774	1.60628645	1367.1164482	43.86265487	8.236
TIDSFB	17	45.04548211	3.62156427	38.35051546	51.34020619	0.87835835	765.7731959	13.11572775	8.040
----- TIDSGRUP=3 -----									
HAST	18	80.09816067	6.18089944	70.97560976	90.93750000	1.45685197	1441.7668920	38.20351787	7.717
TIDSFB	18	45.18900344	3.35776144	39.58762887	50.72164948	0.79143196	813.4020619	11.27456190	7.430
----- TIDSGRUP=4 -----									
HAST	11	72.25140197	6.68800071	56.50485437	80.83333333	2.01650809	794.76542169	44.72935351	9.257
TIDSFB	11	50.27179007	5.32886443	44.53608247	63.71134021	1.60671308	552.98969072	28.39679610	10.600
----- TIDSGRUP=5 -----									
HAST	8	83.41485392	6.26751451	73.67088608	90.93750000	2.21590100	667.31883140	39.28173807	7.514
TIDSFB	8	43.37628866	3.33000406	39.58762887	48.86597938	1.17733422	347.01030928	11.08892702	7.677
----- TIDSGRUP=6 -----									
HAST	25	76.33029544	6.59590271	65.39325843	95.40983607	1.31918054	1908.2573860	43.50593259	8.641
TIDSFB	25	47.48041237	3.85578036	37.73195876	55.05154639	0.77115607	1187.0103093	14.86704219	8.121
----- TIDSGRUP=7 -----									
HAST	15	76.45103084	7.56139290	66.89655172	93.87096774	1.95234325	1146.7654626	57.17466266	9.891
TIDSFB	15	47.50515464	4.53460948	38.35051546	53.81443299	1.17083113	712.5773196	20.56268315	9.546
----- TIDSGRUP=8 -----									
HAST	17	81.18446317	6.90281591	71.85185185	95.40983607	1.67417877	1380.1358739	47.64886753	8.503
TIDSFB	17	44.64523954	3.78303998	37.73195876	50.10309278	0.91752197	758.9690722	14.31139147	8.474
----- TIDSGRUP=9 -----									
HAST	15	78.71089361	3.38035713	72.75000000	85.58823529	0.87280446	1180.6634041	11.42681432	4.295
TIDSFB	15	45.81443299	1.93450603	42.06185567	49.48453608	0.49948731	687.2164948	3.74231359	4.222
----- TIDSGRUP=10 -----									
HAST	15	77.36291092	7.01118674	69.28571429	89.53846154	1.81028063	1160.4436637	49.15673954	9.063
TIDSFB	15	46.88659794	4.17697559	40.20618557	51.95876289	1.07849046	703.2989691	17.44712509	8.909

STRÆKNINGSHAST VEJ 115 MOD KØGE
ONS 13 5 81 KL. 1427 - 1500 KM 81.42 - 80.4514:34 MONDAY, MARCH 29, 1982 43
. 1158138002GENNEMSNITSMAL FOR BILER FORDELT EFTER TYPE
TYPE=1

VARIABLE	N	MEAN	STANDARD DEVIATION	MINIMUM VALUE	MAXIMUM VALUE	STD ERROR OF MEAN	SUM	VARIANCE	C.V.
HAST	114	79.10295984	6.64884719	65.39325843	95.40983607	0.62272159	9017.7374220	44.20716894	8.405
TIDSFB	114	45.82745524	3.82771774	37.73195876	55.05154639	0.35849861	5224.3298969	14.65142309	8.352
----- TYPE=2 -----									
HAST	55	76.33973917	6.06035008	63.95604396	93.87096774	0.81717744	4198.6856544	36.72784307	7.939
TIDSFB	55	47.43767573	3.61241336	38.35051546	56.28865979	0.48709772	2609.0721649	13.04953027	7.615
----- TYPE=5 -----									
HAST	1	56.50485437	.	56.50485437	56.50485437	.	56.50485437	.	.
TIDSFB	1	63.71134021	.	63.71134021	63.71134021	.	63.71134021	.	.

STRÆKNINGSHAST VEJ 115 MOD KØGE
ONS 13 5 81 KL. 1427 - 1500 KM 81.42 - 80.45

. 1158138002

14:34 MONDAY, MARCH 29, 1982

44

HASTIGHEDSFORDELING FOR PERSONBILER

FREQUENCY BAR CHART

MIDPOINT
HAST42.5
47.5
52.5
57.5
62.5
67.5
72.5
77.5
82.5
87.5
92.5
97.5
102.5
107.5
112.5
117.5
122.5

FREQ	CUM. FREQ	PERCENT	CUM. PERCENT
0	0	0.00	0.00
0	0	0.00	0.00
0	0	0.00	0.00
0	0	0.00	0.00
0	0	0.00	0.00
8	8	7.02	7.02
25	33	21.93	28.95
37	70	32.46	61.40
20	90	17.54	78.95
17	107	14.91	93.86
5	112	4.39	98.25
2	114	1.75	100.00
0	114	0.00	100.00
0	114	0.00	100.00
0	114	0.00	100.00
0	114	0.00	100.00
0	114	0.00	100.00

2 4 6 8 10 12 14 16 18 20 22 24 26 28 30 32 34 36

FREQUENCY

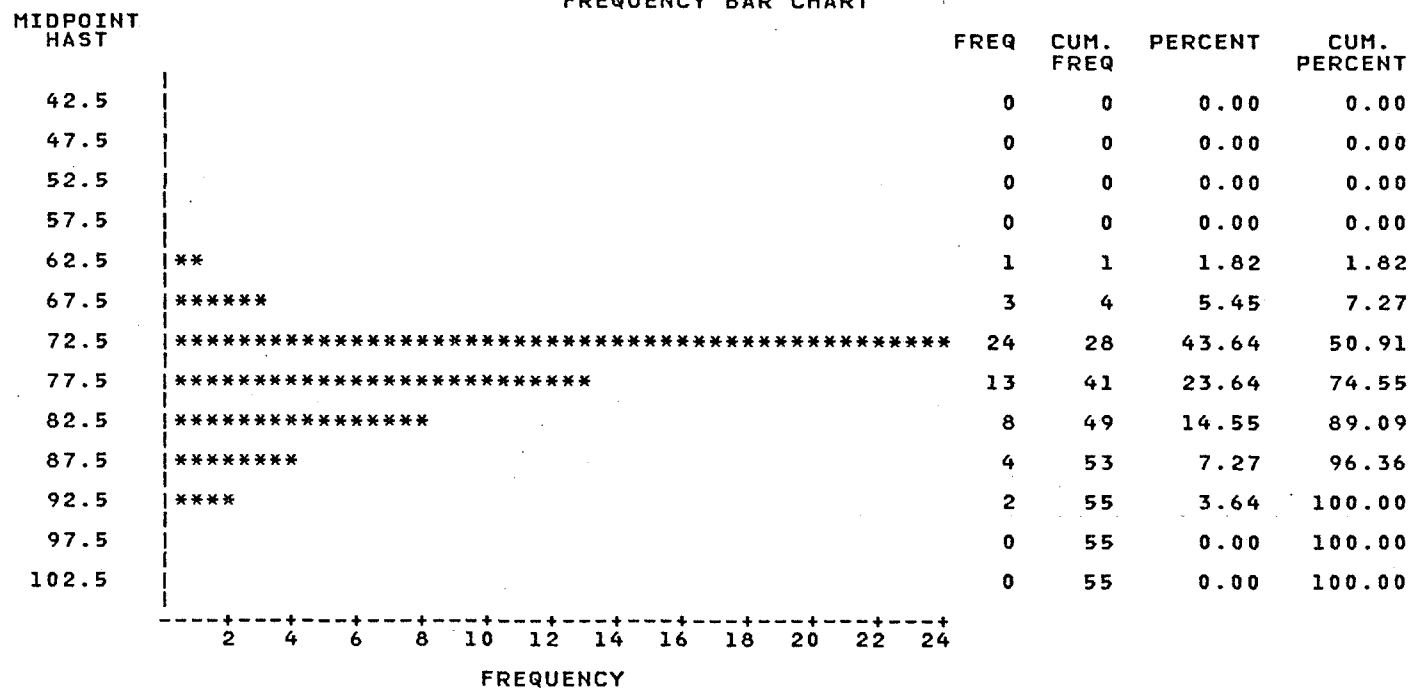
STRÆKNINGSHAST VEJ 115 MOD KØGE
ONS 13 5 81 KL. 1427 - 1500 KM 81.42 - 80.45

1158138002 14:34 MONDAY, MARCH 29, 1982

45

HASTIGHEDSFORDELING FOR LASTBILER

FREQUENCY BAR CHART



14:34 MONDAY, MARCH 29, 1982
1158138002

HASTIGHEDSFORDELING FOR ALLE BILTYPER

FREQUENCY BAR CHART

MIDPOINT HAST	FREQ	CUM. FREQ	PERCENT	CUM. PERCENT
42.5	0	0	0.00	0.00
47.5	0	0	0.00	0.00
52.5	0	0	0.00	0.00
57.5	1	1	0.59	0.59
62.5	1	2	0.59	1.18
67.5	11	13	6.47	7.65
72.5	49	62	28.82	36.47
77.5	50	112	29.41	65.88
82.5	28	140	16.47	82.35
87.5	21	161	12.35	94.71
92.5	7	168	4.12	98.82
97.5	2	170	1.18	100.00
102.5	0	170	0.00	100.00
107.5	0	170	0.00	100.00
112.5	0	170	0.00	100.00
117.5	0	170	0.00	100.00
122.5	0	170	0.00	100.00

STRÆKNINGSHAST VEJ 115 MOD KØGE
ONS 13 5 81 KL. 1427 - 1500 KM 81.42 - 80.45

1158138002 14:34 MONDAY, MARCH 29, 1982 47

HASTIGHEDSFORDELING FOR ALLE BILTYPER

TABLE OF TYPE BY HAST

TYPE	HAST					
FREQUENCY						
PERCENT						
ROW PCT						
COL PCT	6	7	8	9	10	TOTAL
1	0	33	57	22	2	114
	0.00	19.41	33.53	12.94	1.18	67.06
	0.00	28.95	50.00	19.30	1.75	
	0.00	55.00	73.08	78.57	100.00	
2	1	27	21	6	0	55
	0.59	15.88	12.35	3.53	0.00	32.35
	1.82	49.09	38.18	10.91	0.00	
	50.00	45.00	26.92	21.43	0.00	
5	1	0	0	0	0	1
	0.59	0.00	0.00	0.00	0.00	0.59
	100.00	0.00	0.00	0.00	0.00	
	50.00	0.00	0.00	0.00	0.00	
TOTAL	2	60	78	28	2	170
	1.18	35.29	45.88	16.47	1.18	100.00

STRÆKNINGSHAST VEJ 115 MOD KØGE
ONS 13 5 81 KL. 1427 - 1500 KM 81.42 - 80.45

1158138002 14:34 MONDAY, MARCH 29, 1982

36

SORTERET LISTE - ALLE BILTYPER - I TIDSGRUPPER

----- TIDSGRUP=1 -----

OBS	TYPE	STARTTID	HAST	TIDSFB
1	2	15.77	71.8519	50.1031
2	3	16.58	76.5789	47.0103
3	3	16.60	83.1429	43.2990
4	2	17.05	75.5844	47.6289
5	2	17.12	74.6154	48.2474
6	1	17.27	75.5844	47.6289
7	2	17.34	77.6000	46.3918
8	1	17.46	85.5882	42.0619
9	3	17.92	77.6000	46.3918
10	1	18.11	68.4706	52.5773
11	3	18.13	66.8966	53.8144
12	1	18.15	67.6744	53.1959
13	1	18.16	72.7500	49.4845
14	1	18.20	71.8519	50.1031
15	2	18.22	70.1205	51.3402
16	1	18.24	81.9718	43.9175
17	1	18.32	71.8519	50.1031
18	1	18.53	69.2857	51.9588
19	4	19.11	86.8657	41.4433
20	1	19.12	83.1429	43.2990
21	1	20.13	77.6000	46.3918
22	2	20.24	76.5789	47.0103
23	1	20.37	81.9718	43.9175
24	1	20.46	76.5789	47.0103
25	1	21.25	76.5789	47.0103
26	1	21.68	86.8657	41.4433
27	1	21.70	89.5385	40.2062
28	4	21.73	80.8333	44.5361
29	2	21.82	70.1205	51.3402

----- TIDSGRUP=2 -----

OBS	TYPE	STARTTID	HAST	TIDSFB
30	1	22.05	81.9718	43.9175
31	4	22.09	77.6000	46.3918
32	4	22.17	81.9718	43.9175
33	1	22.79	89.5385	40.2062
34	1	23.31	70.1205	51.3402
35	2	23.35	93.8710	38.3505
36	2	24.44	74.6154	48.2474
37	1	25.22	89.5385	40.2062
38	2	25.83	72.7500	49.4845
39	1	25.88	74.6154	48.2474
40	2	26.03	86.8657	41.4433
41	1	26.42	80.8333	44.5361
42	1	26.46	83.1429	43.2990
43	2	26.93	75.5844	47.6289

STRÆKNINGSHAST VEJ 3 MOD KASTRUP
ONS 1 4 81 KL. 1400 - 1453 KM 44.6 - 45.7

38114501

11:31 MONDAY, FEBRUARY 15, 1982 13

SORTERET LISTE - ALLE BILTYPER - I TIDSGRUPPER

TIDSGRUP=7

OBS	TYPE	STARTTID	HAST	TIDSFB
550	2	62.11	72.527	49.6364
551	1	62.36	94.286	38.1818
552	1	62.47	92.958	38.7273
553	1	62.54	100.000	36.0000
554	6	62.64	81.481	44.1818
555	1	62.73	91.667	39.2727
556	1	62.74	104.762	34.3636
557	1	62.78	74.157	48.5455
558	1	62.80	92.958	38.7273
559	1	62.87	94.286	38.1818
560	1	62.88	89.189	40.3636
561	2	62.98	70.968	50.7273
562	1	63.09	103.125	34.9091
563	1	63.11	75.000	48.0000
564	1	63.22	88.000	40.9091
565	1	63.22	77.647	46.3636
566	1	63.29	94.286	38.1818
567	1	63.34	98.507	36.5455
568	2	63.41	71.739	50.1818
569	2	63.44	70.968	50.7273
570	1	63.47	86.842	41.4545
571	2	63.49	70.213	51.2727
572	1	63.55	72.527	49.6364
573	1	63.64	86.842	41.4545
574	1	63.73	98.507	36.5455
575	1	63.73	77.647	46.3636
576	1	63.80	100.000	36.0000
577	1	63.80	94.286	38.1818
578	1	63.86	89.189	40.3636
579	1	64.16	92.958	38.7273
580	2	64.20	70.968	50.7273
581	2	64.26	74.157	48.5455
582	2	64.29	68.750	52.3636
583	1	64.52	82.500	43.6364
584	1	64.65	77.647	46.3636
585	1	64.67	91.667	39.2727
586	1	64.68	75.862	47.4545
587	2	64.80	69.474	51.8182
588	2	64.85	66.667	54.0000
589	1	64.88	89.189	40.3636
590	1	64.95	86.842	41.4545
591	1	65.03	90.411	39.8182
592	1	65.13	90.411	39.8182
593	1	65.15	104.762	34.3636
594	1	65.18	83.544	43.0909
595	1	65.20	78.571	45.8182
596	6	65.22	91.667	39.2727
597	1	65.49	92.958	38.7273
598	1	65.69	88.000	40.9091

STRÆKNINGSHAST VEJ 115 MOD KØGE
ONS 13 5 81 KL. 1427 - 1500 KM 81.42 - 80.4514:34 MONDAY, MARCH 29, 1982 37
. 1158138002

SORTERET LISTE - ALLE BILTYPER - I TIDSGRUPPER

----- TIDSGRUP=2 -----

OBS	TYPE	STARTTID	HAST	TIDSFB
44	2	27.13	80.8333	44.5361
45	1	27.39	78.6486	45.7732
46	2	27.68	74.6154	48.2474

----- TIDSGRUP=3 -----

OBS	TYPE	STARTTID	HAST	TIDSFB
47	1	28.29	88.1818	40.8247
48	1	28.31	86.8657	41.4433
49	1	29.29	88.1818	40.8247
50	4	29.68	70.9756	50.7216
51	2	30.13	77.6000	46.3918
52	2	31.73	75.5844	47.6289
53	1	31.78	78.6486	45.7732
54	3	31.86	74.6154	48.2474
55	1	32.15	80.8333	44.5361
56	2	32.26	72.7500	49.4845
57	3	33.45	90.9375	39.5876
58	1	33.54	90.9375	39.5876
59	2	33.78	78.6486	45.7732
60	1	33.83	78.6486	45.7732
61	1	33.91	77.6000	46.3918
62	1	33.93	77.6000	46.3918
63	1	33.94	76.5789	47.0103
64	1	33.96	76.5789	47.0103

----- TIDSGRUP=4 -----

OBS	TYPE	STARTTID	HAST	TIDSFB
65	2	34.01	73.6709	48.8660
66	2	34.31	73.6709	48.8660
67	2	34.52	74.6154	48.2474
68	1	35.02	80.8333	44.5361
69	1	36.60	72.7500	49.4845
70	5	37.17	56.5049	63.7113
71	2	38.05	63.9560	56.2887
72	1	38.07	74.6154	48.2474
73	1	38.58	78.6486	45.7732
74	2	39.62	72.7500	49.4845
75	1	39.70	72.7500	49.4845

STRÆKNINGSHAST VEJ 115 MOD KØGE
ONS 13 5 81 KL. 1427 - 1500 KM 81.42 - 80.4514:34 MONDAY, MARCH 29, 1982 38
. 1158138002

SORTERET LISTE - ALLE BILTYPER - I TIDSGRUPPER

----- TIDSGRUP=5 -----

OBS	TYPE	STARTTID	HAST	TIDSFB
76	3	40.07	85.5882	42.0619
77	1	40.55	73.6709	48.8660
78	1	40.56	78.6486	45.7732
79	1	40.84	90.9375	39.5876
80	2	43.94	84.3478	42.6804
81	1	44.27	77.6000	46.3918
82	2	44.92	85.5882	42.0619
83	2	45.18	90.9375	39.5876

----- TIDSGRUP=6 -----

OBS	TYPE	STARTTID	HAST	TIDSFB
84	3	46.20	76.5789	47.0103
85	3	46.47	81.9718	43.9175
86	1	46.50	78.6486	45.7732
87	3	46.55	72.7500	49.4845
88	2	46.59	72.7500	49.4845
89	1	46.61	72.7500	49.4845
90	1	46.64	72.7500	49.4845
91	1	46.66	71.8519	50.1031
92	1	47.66	90.9375	39.5876
93	2	47.94	72.7500	49.4845
94	1	48.41	76.5789	47.0103
95	1	48.79	65.3933	55.0515
96	3	48.81	65.3933	55.0515
97	3	49.05	95.4098	37.7320
98	1	49.70	77.6000	46.3918
99	1	49.73	78.6486	45.7732
100	2	50.49	73.6709	48.8660
101	1	50.72	78.6486	45.7732
102	1	50.72	77.6000	46.3918
103	1	50.83	81.9718	43.9175
104	1	51.45	70.9756	50.7216
105	1	51.50	74.6154	48.2474
106	1	51.54	74.6154	48.2474
107	2	51.65	73.6709	48.8660
108	1	51.72	79.7260	45.1546

STRÆKNINGSHAST VEJ 115 MOD KØGE
ONS 13 5 81 KL. 1427 - 1500 KM 81.42 - 80.4514:34 MONDAY, MARCH 29, 1982 39
. 1158138002

SORTERET LISTE - ALLE BILTYPER - I TIDSGRUPPER

----- TIDSGRUP=7 -----

OBS	TYPE	STARTTID	HAST	TIDSFB
109	3	52.82	81.9718	43.9175
110	1	53.11	78.6486	45.7732
111	3	53.40	76.5789	47.0103
112	2	53.52	71.8519	50.1031
113	1	53.53	79.7260	45.1546
114	2	53.94	68.4706	52.5773
115	1	54.20	70.1205	51.3402
116	1	54.24	93.8710	38.3505
117	4	54.57	81.9718	43.9175
118	2	55.33	66.8966	53.8144
119	3	55.35	66.8966	53.8144
120	1	55.61	73.6709	48.8660
121	1	55.91	81.9718	43.9175
122	1	56.32	83.1429	43.2990
123	2	57.92	70.9756	50.7216

----- TIDSGRUP=8 -----

OBS	TYPE	STARTTID	HAST	TIDSFB
124	1	58.35	84.3478	42.6804
125	4	58.60	71.8519	50.1031
126	2	58.61	71.8519	50.1031
127	1	58.63	72.7500	49.4845
128	1	58.64	85.5882	42.0619
129	2	59.57	85.5882	42.0619
130	1	59.72	84.3478	42.6804
131	1	60.71	95.4098	37.7320
132	1	60.86	84.3478	42.6804
133	1	61.28	73.6709	48.8660
134	1	62.52	76.5789	47.0103
135	4	63.25	76.5789	47.0103
136	4	63.29	75.5844	47.6289
137	1	63.36	88.1818	40.8247
138	1	63.63	86.8657	41.4433
139	1	63.65	86.8657	41.4433
140	1	63.97	79.7260	45.1546

STRÆKNINGSHAST VEJ 115 MOD KØGE
ONS 13 5 81 KL. 1427 - 1500 KM 81.42 - 80.45

1158138002 14:34 MONDAY, MARCH 29, 1982

40

SORTERET LISTE - ALLE BILTYPER - I TIDSGRUPPER

----- TIDSGRUP=9 -----

OBS	TYPE	STARTTID	HAST	TIDSFB
141	1	64.27	85.5882	42.0619
142	1	64.92	76.5789	47.0103
143	2	65.24	84.3478	42.6804
144	2	66.26	77.6000	46.3918
145	2	66.43	81.9718	43.9175
146	2	66.82	76.5789	47.0103
147	1	66.86	76.5789	47.0103
148	1	66.98	78.6486	45.7732
149	1	67.01	78.6486	45.7732
150	1	67.04	78.6486	45.7732
151	1	67.08	76.5789	47.0103
152	1	67.82	80.8333	44.5361
153	3	67.88	72.7500	49.4845
154	1	68.12	75.5844	47.6289
155	1	68.30	79.7260	45.1546

----- TIDSGRUP=10 -----

OBS	TYPE	STARTTID	HAST	TIDSFB
156	1	71.10	83.1429	43.2990
157	2	71.28	79.7260	45.1546
158	4	71.83	69.2857	51.9588
159	1	72.44	85.5882	42.0619
160	2	72.47	81.9718	43.9175
161	1	72.55	85.5882	42.0619
162	2	72.61	73.6709	48.8660
163	1	72.90	83.1429	43.2990
164	1	73.10	89.5385	40.2062
165	4	73.13	70.9756	50.7216
166	4	73.17	70.1205	51.3402
167	1	73.19	70.1205	51.3402
168	1	73.20	69.2857	51.9588
169	1	73.64	74.6154	48.2474
170	1	73.65	73.6709	48.8660

STRÆKNINGSHAST VEJ 115 MOD VORDINGBORG
 ONS 13 5 81 KL. 1545 - 1645 KM 80.45 - 81.42 . 1158118003

16:18 MONDAY, JUNE 14, 1982 14

HASTIGHEDSFORDELING FOR ALLE BILTYPER

TABLE OF TYPE BY HAST

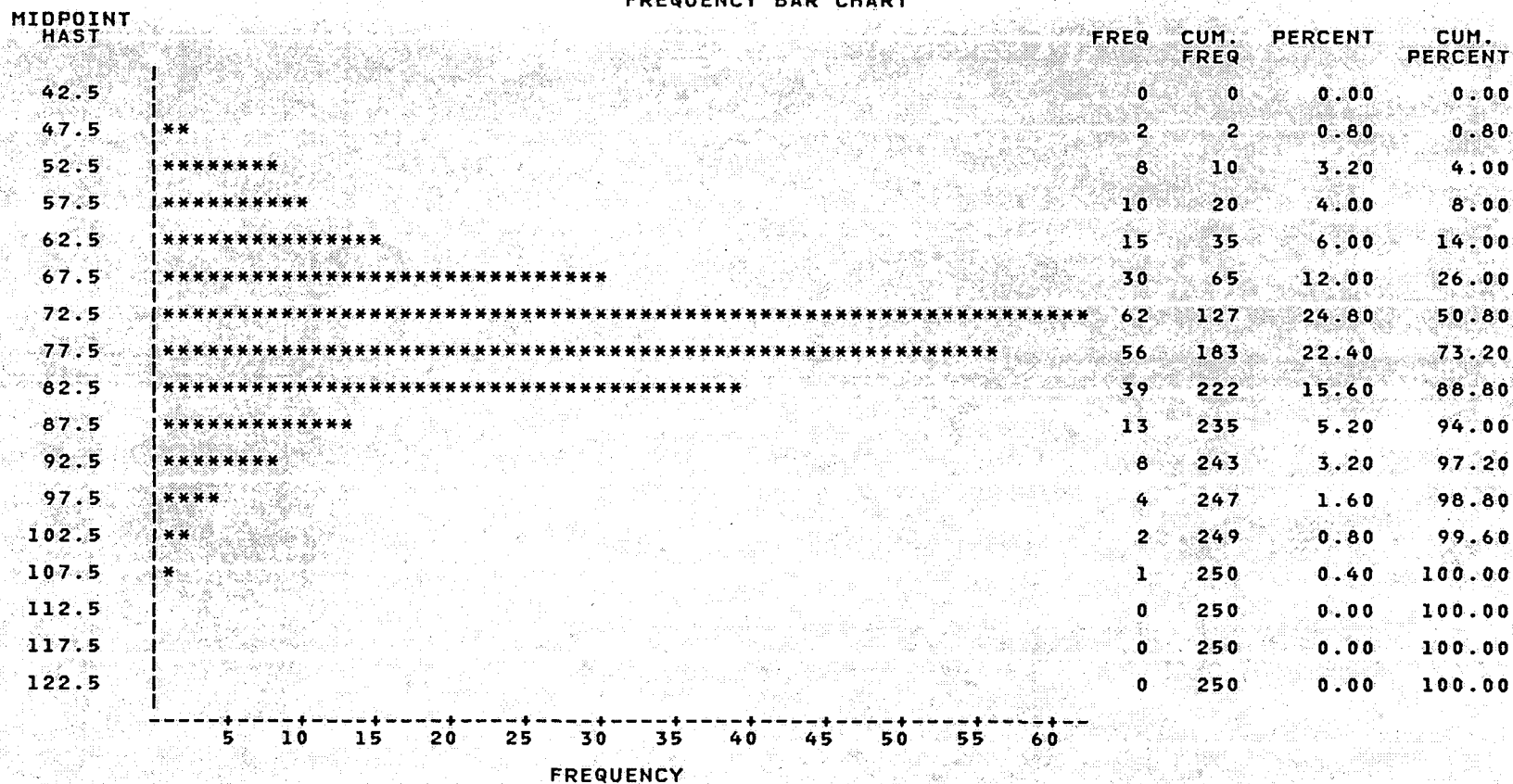
TYPE	HAST							TOTAL
FREQUENCY	5	6	7	8	9	10	11	
PERCENT								
ROW PCT								
COL PCT								
1	5	12	51	76	20	6	1	171
	2.00	4.80	20.40	30.40	8.00	2.40	0.40	68.40
	2.92	7.02	29.82	44.44	11.70	3.51	0.58	
	50.00	48.00	55.43	80.00	95.24	100.00	100.00	
2	5	13	40	17	1	0	0	76
	2.00	5.20	16.00	6.80	0.40	0.00	0.00	30.40
	6.58	17.11	52.63	22.37	1.32	0.00	0.00	
	50.00	52.00	43.48	17.89	4.76	0.00	0.00	
5	0	0	1	0	0	0	0	1
	0.00	0.00	0.40	0.00	0.00	0.00	0.00	0.40
	0.00	0.00	100.00	0.00	0.00	0.00	0.00	
	0.00	0.00	1.09	0.00	0.00	0.00	0.00	
6	0	0	0	2	0	0	0	2
	0.00	0.00	0.00	0.80	0.00	0.00	0.00	0.80
	0.00	0.00	0.00	100.00	0.00	0.00	0.00	
	0.00	0.00	0.00	2.11	0.00	0.00	0.00	
TOTAL	10	25	92	95	21	6	1	250
	4.00	10.00	36.80	38.00	8.40	2.40	0.40	100.00

STRÆKNINGSHAST VEJ 115 MOD VORDINGBORG
 ONS 13 5 81 KL. 1545 - 1645 KM 80.45 - 81.42 . 1158118003

16:18 MONDAY, JUNE 14, 1982 13

HASTIGHEDSFORDELING FOR ALLE BILTYPER

FREQUENCY BAR CHART



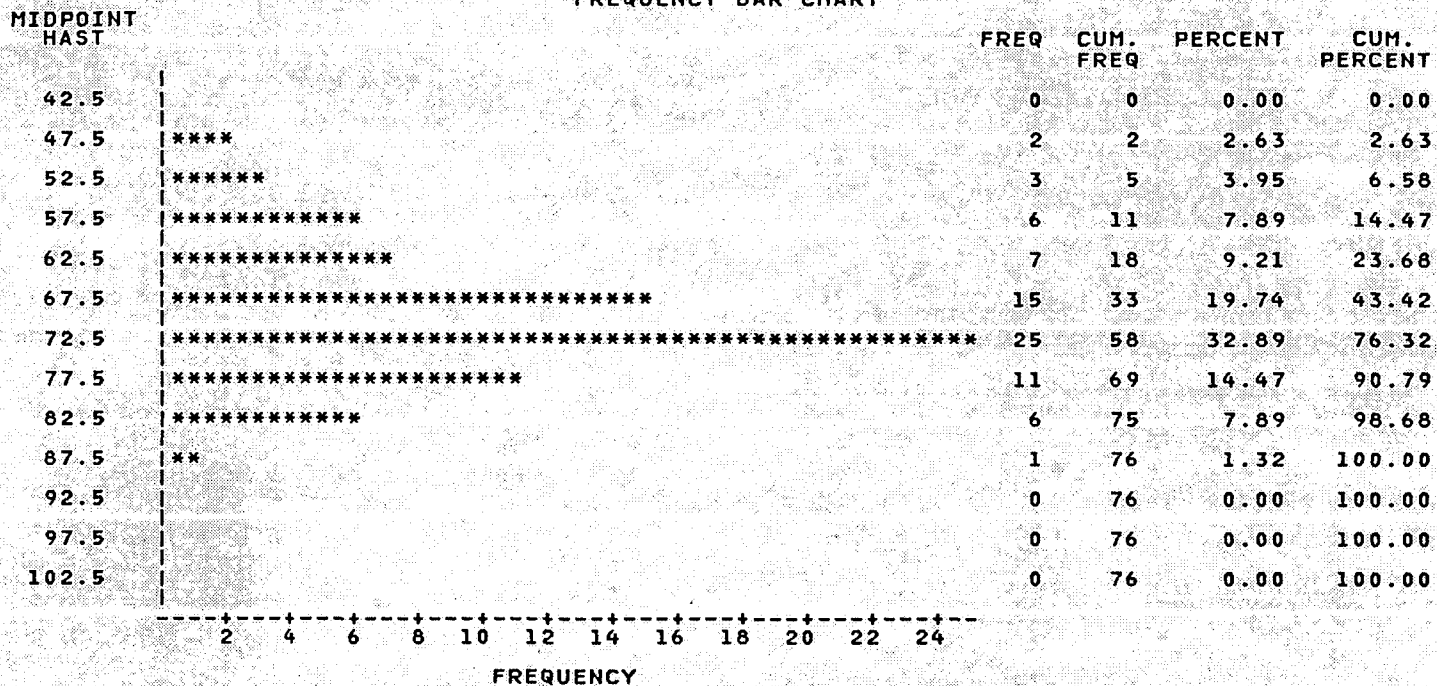
STRÆKNINGSHAST VEJ 115 MOD VORDINGBORG
ONS 13 5 81 KL. 1545 - 1645 KM 80.45 - 81.42

1158118003

16:18 MONDAY, JUNE 14, 1982 12

HASTIGHEDSFORDELING FOR LASTBILER

FREQUENCY BAR CHART



STRÆKNINGSHAST VEJ 115 MOD VORDINGBORG
ONS 13 5 81 KL. 1545 - 1645 KM 80.45 - 81.42


1158118003

16:18 MONDAY, JUNE 14, 1982

11

HASTIGHEDSFORDELING FOR PERSONBILER

FREQUENCY BAR CHART

MIDPOINT
HAST42.5
47.5
52.5
57.5
62.5
67.5
72.5
77.5
82.5
87.5
92.5
97.5
102.5
107.5
112.5
117.5
122.5

FREQUENCY

STRÆKNINGSHAST VEJ 115 MOD VORDINGBORG
 ONS 13 5 81 KL. 1545 - 1645 KM 80.45 - 81.42 . 1158118003

16:18 MONDAY, JUNE 14, 1982 10

GENNEMSNITSMAL FOR BILER FORDELT EFTER TYPE
 TYPE=1

VARIABLE	N	MEAN	STANDARD DEVIATION	MINIMUM VALUE	MAXIMUM VALUE	STD ERROR OF MEAN	SUM	VARIANCE	C.V.
HAST	171	77.11166919	9.83438861	51.50442478	109.81132075	0.75205449	13186.095432	96.71519936	12.753
TIDSFB	171	47.48779164	6.47638462	32.78350515	69.89690722	0.49526151	8120.412371	41.94355776	13.638

TYPE=2

HAST	76	69.54080533	8.37206192	49.32203390	88.18181818	0.96034136	5285.1012048	70.09142077	12.039
TIDSFB	76	52.60173630	7.11990078	40.82474227	72.98969072	0.81670863	3997.7319588	50.69298712	13.535

TYPE=5

HAST	1	72.75000000	.	72.75000000	72.75000000	.	72.75000000	.	.
TIDSFB	1	49.48453608	.	49.48453608	49.48453608	.	49.48453608	.	.

TYPE=6

HAST	2	78.66301370	1.50332839	77.60000000	79.72602740	1.06301370	157.32602740	2.25999625	1.911
TIDSFB	2	45.77319588	0.87477128	45.15463918	46.39175258	0.61855670	91.54639175	0.76522478	1.911

STRÆKNINGSHAST VEJ 115 MOD VORDINGBORG
ONS 13 5 81 KL. 1545 - 1645 KM 80.45 - 81.42 . 1158118003

16:18 MONDAY, JUNE 14, 1982

9

GENNEMSNITSMAL FOR ALLE BILER I TIDSGRUPPER
TIDSGRUP=1

VARIABLE	N	MEAN	STANDARD DEVIATION	MINIMUM VALUE	MAXIMUM VALUE	STD ERROR OF MEAN	SUM	VARIANCE	C.V.
HAST	31	73.97171190	7.73177517	60.62500000	90.93750000	1.38866781	2293.1230690	59.78034721	10.452
TIDSFB	31	49.16528101	4.96099176	39.58762887	59.38144330	0.89102042	1524.1237113	24.61143929	10.090
----- TIDSGRUP=2 -----									
HAST	24	79.15883951	11.26730271	64.66666667	109.81132075	2.29992854	1899.8121482	126.95211042	14.234
TIDSFB	24	46.26288660	5.82540664	32.78350515	55.67010309	1.18910615	1110.3092784	33.93536253	12.592
----- TIDSGRUP=3 -----									
HAST	26	70.47279615	8.83068606	51.50442478	83.14285714	1.73184002	1832.2926998	77.98101637	12.531
TIDSFB	26	51.93497224	7.14850491	43.29896907	69.89690722	1.40193716	1350.3092784	51.10112249	13.764
----- TIDSGRUP=4 -----									
HAST	23	78.07049860	6.48164868	65.39325843	93.87096774	1.35151718	1795.6214677	42.01176956	8.302
TIDSFB	23	46.41864635	3.88299503	38.35051546	55.05154639	0.80966043	1067.6288660	15.07765040	8.365
----- TIDSGRUP=5 -----									
HAST	18	76.95707919	6.84588837	69.28571429	100.34482759	1.61359136	1385.2274254	46.86618751	8.896
TIDSFB	18	47.07903780	3.59983425	35.87628866	51.95876289	0.84848907	847.4226804	12.95880665	7.646
----- TIDSGRUP=6 -----									
HAST	27	77.38827573	8.22820379	63.26086957	97.00000000	1.58351856	2089.4834447	67.70333758	10.632
TIDSFB	27	47.01030928	4.85841964	37.11340206	56.90721649	0.93500330	1269.2783505	23.60424144	10.335
----- TIDSGRUP=7 -----									
HAST	25	79.57132679	9.49997716	58.78787879	97.00000000	1.89999543	1989.2831698	90.24956606	11.939
TIDSFB	25	45.89690722	5.78331220	37.11340206	61.23711340	1.15666244	1147.4226804	33.44669997	12.601
----- TIDSGRUP=8 -----									
HAST	31	68.06278533	11.50406026	49.74358974	98.64406780	2.06619022	2109.9463452	132.34340250	16.902
TIDSFB	31	54.37312936	9.21124162	36.49484536	72.37113402	1.65438783	1685.5670103	84.84697219	16.941
----- TIDSGRUP=9 -----									
HAST	25	76.98973513	6.83698560	66.89655172	90.93750000	1.36739712	1924.7433783	46.74437213	8.880
TIDSFB	25	47.10927835	4.11731463	39.58762887	53.81443299	0.82346293	1177.7319588	16.95227973	8.740
----- TIDSGRUP=10 -----									
HAST	20	69.08697579	12.82422654	49.32203390	86.86567164	2.86758423	1381.7395158	164.46078642	18.562
TIDSFB	20	53.96907216	10.67204917	41.44329897	72.98969072	2.38634274	1079.3814433	113.89263359	19.774

STRÆKNINGSHAST VEJ 3 MOD KASTRUP
ONS 1 4 81 KL. 1400 - 1453 KM. 44.6 - 45.7

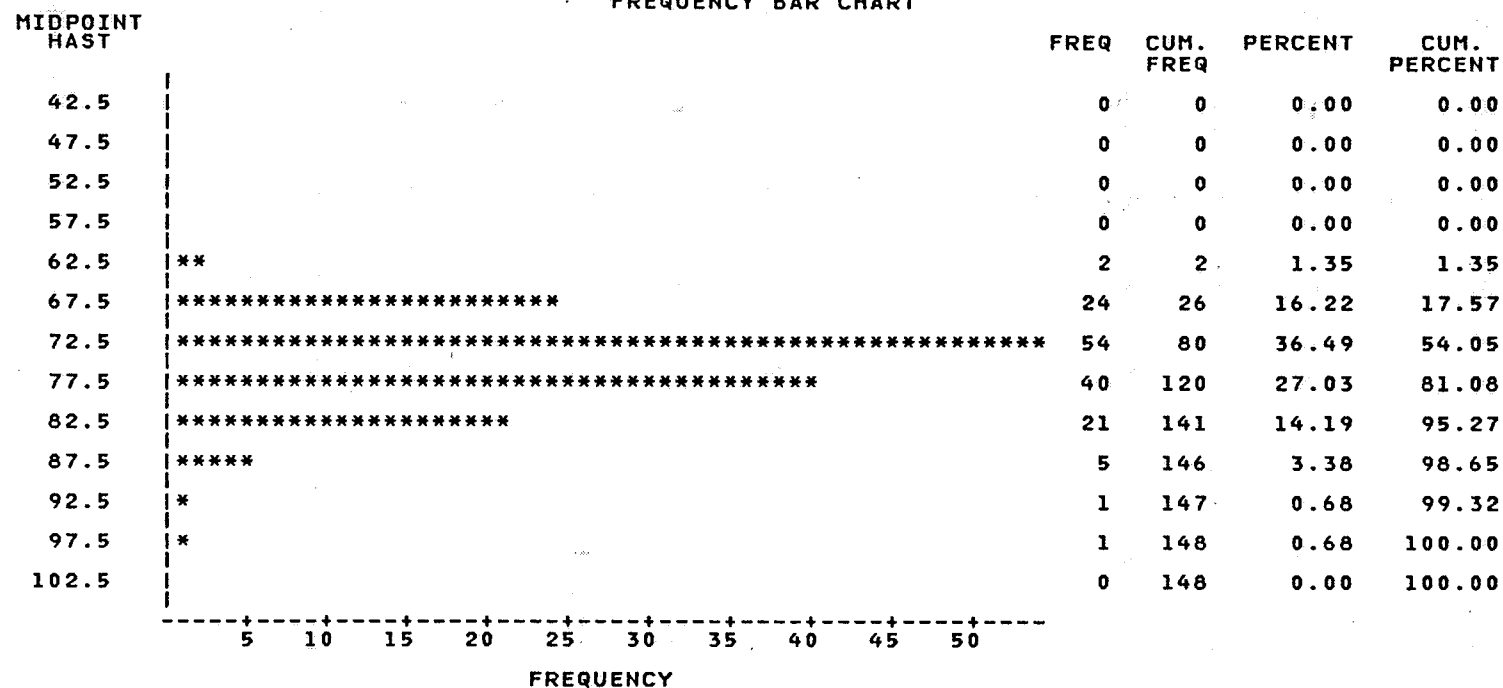
. 38114501

11:31 MONDAY, FEBRUARY 15, 1982

22

HASTIGHEDSFORDELING FOR LASTBILER

FREQUENCY BAR CHART



STRÆKNINGSHAST VEJ 3 MOD KASTRUP
ONS 1 4 81 KL. 1400 - 1453 KM 44.6 - 45.7 . 38114501

11:31 MONDAY, FEBRUARY 15, 1982 14

SORTERET LISTE - ALLE BILTYPER - I TIDSGRUPPER

----- TIDSGRUP=7 -----

OBS	TYPE	STARTTID	HAST	TIDSFB
599	1	65.74	95.652	37.6364
600	1	65.80	79.518	45.2727
601	1	65.82	84.615	42.5455
602	1	66.02	84.615	42.5455
603	1	66.03	100.000	36.0000
604	1	66.08	83.544	43.0909
605	1	66.10	83.544	43.0909
606	1	66.34	83.544	43.0909
607	1	66.40	90.411	39.8182
608	1	66.42	97.059	37.0909
609	1	66.44	83.544	43.0909
610	1	66.52	97.059	37.0909
611	1	66.52	91.667	39.2727
612	1	66.75	83.544	43.0909
613	1	67.11	77.647	46.3636
614	1	67.14	86.842	41.4545
615	2	67.20	81.481	44.1818
616	1	67.40	86.842	41.4545
617	1	67.42	85.714	42.0000
618	1	67.45	82.500	43.6364
619	2	67.47	70.968	50.7273
620	1	67.50	70.968	50.7273
621	1	67.71	101.538	35.4545
622	1	67.74	85.714	42.0000
623	1	67.75	98.507	36.5455
624	1	67.77	89.189	40.3636
625	1	67.82	90.411	39.8182
626	1	67.85	89.189	40.3636
627	1	67.90	91.667	39.2727
628	1	67.92	76.744	46.9091
629	1	67.94	94.286	38.1818
630	1	67.95	98.507	36.5455
631	1	67.97	78.571	45.8182

----- TIDSGRUP=8 -----

OBS	TYPE	STARTTID	HAST	TIDSFB
632	1	68.00	79.518	45.2727
633	1	68.05	80.488	44.7273
634	1	68.19	94.286	38.1818
635	4	68.22	69.474	51.8182
636	1	68.34	92.958	38.7273
637	1	68.40	90.411	39.8182
638	2	68.45	67.347	53.4545
639	1	68.50	68.041	52.9091
640	1	68.58	73.333	49.0909
641	1	68.59	103.125	34.9091

STRÆKNINGSHAST VEJ 115 MOD VORDINGBORG 16:18 MONDAY, JUNE 14, 1982 8
 ONS 13 5 81 KL. 1545 - 1645 KM 80.45 - 81.42 1158118003

GENNEMSNITSMAL FOR PERSONBILER I TIDSGRUPPER
 TIDSGRUP=1

VARIABLE	N	MEAN	STANDARD DEVIATION	MINIMUM VALUE	MAXIMUM VALUE	STD ERROR OF MEAN	SUM	VARIANCE	C.V.
HAST	15	77.21165534	7.96299108	62.58064516	90.93750000	2.05603546	1158.1748300	63.40922691	10.313
TIDSFB	15	47.09278351	4.89216886	39.58762887	57.52577320	1.26315257	706.3917526	23.93331613	10.388

TIDSGRUP=2

HAST	18	81.84934754	11.76103080	64.66666667	109.81132075	2.77210154	1473.2882557	138.32184552	14.369
TIDSFB	18	44.77663230	5.92592318	32.78350515	55.67010309	1.39675349	805.9793814	35.11656549	13.234

TIDSGRUP=3

HAST	17	72.90343364	9.17967750	51.50442478	83.14285714	2.22639882	1239.3583719	84.26647905	12.592
TIDSFB	17	50.24863554	7.41471677	43.29896907	69.89690722	1.79833297	854.2268041	54.97802479	14.756

TIDSGRUP=4

HAST	14	79.00453873	6.99400359	65.39325843	93.87096774	1.86922609	1106.0635422	48.91608620	8.853
TIDSFB	14	45.90574374	4.15421481	38.35051546	55.05154639	1.11026061	642.6804124	17.25750071	9.049

TIDSGRUP=5

HAST	11	78.55217840	8.17445374	69.28571429	100.34482759	2.46469054	864.07396238	66.82169395	10.406
TIDSFB	11	46.22305530	4.19608468	35.87628866	51.95876289	1.26516713	508.45360825	17.60712664	9.078

TIDSGRUP=6

HAST	18	78.84042834	8.62476304	64.66666667	97.00000000	2.03287614	1419.1277102	74.38653756	10.940
TIDSFB	18	46.15120275	4.77786100	37.11340206	55.67010309	1.12615264	830.7216495	22.82795571	10.353

TIDSGRUP=7

HAST	20	82.35240770	7.91834109	66.89655172	97.00000000	1.77059489	1647.0481540	62.70012556	9.615
TIDSFB	20	44.10309278	4.28125535	37.11340206	53.81443299	0.95731780	882.0618557	18.32914734	9.707

TIDSGRUP=8

HAST	27	69.28420143	10.70232964	53.88888889	98.64406780	2.05966430	1870.6734385	114.53985968	15.447
TIDSFB	27	53.15005727	8.14294115	36.49484536	66.80412371	1.56710976	1435.0515464	66.30749065	15.321

TIDSGRUP=9

HAST	18	79.31262439	6.37661558	69.28571429	90.93750000	1.50298271	1427.6272390	40.66122625	8.040
TIDSFB	18	45.67010309	3.70071250	39.58762887	51.95876289	0.87226630	822.0618557	13.69527299	8.103

TIDSGRUP=10

HAST	13	75.43537906	10.26941805	53.39449541	86.86567164	2.84822410	980.65992775	105.46094710	13.614
TIDSFB	13	48.67565424	7.65689175	41.44329897	67.42268041	2.12363968	632.78350515	58.62799120	15.730

STRÆKNINGSHAST VEJ 115 MOD VORDINGBORG
ONS 13 5 81 KL. 1545 - 1645 KM 80.45 - 81.42 . 1158118003

16:18 MONDAY, JUNE 14, 1982

7

SORTERET LISTE - ALLE BILTYPER - I TIDSGRUPPER

TIDSGRUP=10

OBS	TYPE	STARTTID	HAST	TIDSFB
249	1	90.55	85.5882	42.0619
250	1	90.61	84.3478	42.6804

STRÆKNINGSHAST VEJ 115 MOD VORDINGBORG
ONS 13 5 81 KL. 1545 - 1645 KM 80.45 - 81.42 1158118003

16:18 MONDAY, JUNE 14, 1982

1

SORTERET LISTE - ALLE BILTYPER - I TIDSGRUPPER

----- TIDSGRUP=1 -----

OBS	TYPE	STARTTID	HAST	TIDSFB
1	1	34.03	80.8333	44.5361
2	1	34.06	74.6154	48.2474
3	2	34.16	70.1205	51.3402
4	1	34.76	90.9375	39.5876
5	1	34.78	70.9756	50.7216
6	4	34.81	72.7500	49.4845
7	3	34.84	89.5385	40.2062
8	1	34.84	71.8519	50.1031
9	2	34.89	74.6154	48.2474
10	3	34.97	78.6486	45.7732
11	1	34.99	75.5844	47.6289
12	2	35.64	77.6000	46.3918
13	4	35.81	71.8519	50.1031
14	4	36.00	72.7500	49.4845
15	4	36.06	70.9756	50.7216
16	4	36.18	73.6709	48.8660
17	2	36.86	88.1818	40.8247
18	1	36.90	73.6709	48.8660
19	1	37.35	81.9718	43.9175
20	4	38.66	60.6250	59.3814
21	2	38.74	64.6667	55.6701
22	1	38.75	62.5806	57.5258
23	2	38.80	64.6667	55.6701
24	2	38.84	65.3933	55.0515
25	4	39.11	69.2857	51.9588
26	1	39.14	69.2857	51.9588
27	1	39.16	70.1205	51.3402
28	4	39.18	70.1205	51.3402
29	1	39.38	85.5882	42.0619
30	1	39.64	81.9718	43.9175
31	4	39.79	67.6744	53.1959

----- TIDSGRUP=2 -----

OBS	TYPE	STARTTID	HAST	TIDSFB
32	1	40.16	79.726	45.1546
33	1	40.17	78.649	45.7732
34	1	40.54	64.667	55.6701
35	1	41.31	80.833	44.5361
36	1	41.31	70.120	51.3402
37	1	41.35	72.750	49.4845
38	1	41.62	103.929	34.6392
39	2	42.78	73.671	48.8660
40	1	42.83	74.615	48.2474
41	2	42.86	66.897	53.8144
42	1	43.30	84.348	42.6804
43	1	43.56	109.811	32.7835

STRÆKNINGSHAST VEJ 115 MOD VORDINGBORG
ONS 13 5 81 KL. 1545 - 1645 KM 80.45 - 81.42

1158118003

16:18 MONDAY, JUNE 14, 1982

2

SORTERET LISTE - ALLE BILTYPER - I TIDSGRUPPER

----- TIDSGRUP=2 -----

OBS	TYPE	STARTTID	HAST	TIDSFB
44	2	43.57	70.1205	51.3402
45	2	43.59	68.4706	52.5773
46	1	43.64	69.2857	51.9588
47	1	44.15	78.6486	45.7732
48	1	44.19	80.8333	44.5361
49	1	44.59	92.3810	38.9691
50	1	45.50	89.5385	40.2062
51	1	45.54	90.9375	39.5876
52	3	45.66	77.6000	46.3918
53	2	45.89	74.6154	48.2474
54	5	45.90	72.7500	49.4845
55	3	45.96	74.6154	48.2474

----- TIDSGRUP=3 -----

OBS	TYPE	STARTTID	HAST	TIDSFB
56	1	46.58	51.5044	69.8969
57	2	47.92	73.6709	48.8660
58	1	48.34	75.5844	47.6289
59	1	48.75	77.6000	46.3918
60	1	48.91	83.1429	43.2990
61	3	48.92	83.1429	43.2990
62	4	49.25	64.6667	55.6701
63	2	49.31	55.4286	64.9485
64	1	49.35	55.4286	64.9485
65	4	49.37	55.9615	64.3299
66	1	49.74	74.6154	48.2474
67	1	49.86	79.7260	45.1546
68	2	50.57	70.1205	51.3402
69	1	50.59	72.7500	49.4845
70	3	50.63	73.6709	48.8660
71	1	50.69	75.5844	47.6289
72	2	51.31	68.4706	52.5773
73	1	51.35	67.6744	53.1959
74	3	51.37	67.6744	53.1959
75	3	51.38	67.6744	53.1959
76	1	51.42	68.4706	52.5773
77	4	51.46	68.4706	52.5773
78	2	51.50	68.4706	52.5773
79	4	51.55	67.6744	53.1959
80	1	51.81	83.1429	43.2990
81	1	51.83	81.9718	43.9175

STRÆKNINGSHAST VEJ 115 MOD VORDINGBORG
 ONS 13 5 81 KL. 1545 - 1645 KM 80.45 - 81.42 . 1158118003

16:18 MONDAY, JUNE 14, 1982

3

SORTERET LISTE - ALLE BILTYPER - I TIDSGRUPPER

----- TIDSGRUP=4 -----

OBS	TYPE	STARTTID	HAST	TIDSFB
82	1	52.65	78.6486	45.7732
83	4	53.21	69.2857	51.9588
84	1	53.23	69.2857	51.9588
85	1	53.33	76.5789	47.0103
86	2	53.40	83.1429	43.2990
87	2	53.53	80.8333	44.5361
88	7	53.83	73.6709	48.8660
89	2	53.87	71.8519	50.1031
90	2	54.51	76.5789	47.0103
91	1	54.53	76.5789	47.0103
92	1	54.69	93.8710	38.3505
93	1	55.30	84.3478	42.6804
94	6	55.31	79.7260	45.1546
95	2	55.52	70.1205	51.3402
96	1	55.54	84.3478	42.6804
97	1	55.68	73.6709	48.8660
98	2	56.12	84.3478	42.6804
99	1	56.26	77.6000	46.3918
100	1	56.54	80.8333	44.5361
101	1	56.76	84.3478	42.6804
102	1	57.10	65.3933	55.0515
103	1	57.43	79.7260	45.1546
104	1	57.76	80.8333	44.5361

----- TIDSGRUP=5 -----

OBS	TYPE	STARTTID	HAST	TIDSFB
105	2	58.47	75.584	47.6289
106	1	58.50	77.600	46.3918
107	1	58.52	69.286	51.9588
108	2	58.69	73.671	48.8660
109	1	58.71	73.671	48.8660
110	2	59.92	71.852	50.1031
111	1	59.96	72.750	49.4845
112	1	59.97	72.750	49.4845
113	1	60.07	77.600	46.3918
114	2	60.10	75.584	47.6289
115	1	60.29	81.972	43.9175
116	2	61.03	70.120	51.3402
117	1	61.57	78.649	45.7732
118	2	62.35	79.726	45.1546
119	1	63.31	100.345	35.8763
120	1	63.38	79.726	45.1546
121	1	63.68	79.726	45.1546
122	2	63.88	74.615	48.2474

STRÆKNINGSHAST VEJ 115 MOD VORDINGBORG
ONS 13 5 81 KL. 1545 - 1645 KM 80.45 - 81.42 1158118003

16:18 MONDAY, JUNE 14, 1982

4

SORTERET LISTE - ALLE BILTYPER - I TIDSGRUPPER

----- TIDSGRUP=6 -----

OBS	TYPE	STARTTID	HAST	TIDSFB
123	1	64.28	97.0000	37.1134
124	1	64.35	73.6709	48.8660
125	4	64.36	73.6709	48.8660
126	2	64.53	81.9718	43.9175
127	2	64.62	75.5844	47.6289
128	1	64.80	72.7500	49.4845
129	1	64.84	72.7500	49.4845
130	1	65.00	85.5882	42.0619
131	1	65.31	79.7260	45.1546
132	1	65.54	80.8333	44.5361
133	4	66.63	63.2609	56.9072
134	1	66.66	64.6667	55.6701
135	2	66.71	63.9560	56.2887
136	1	66.74	74.6154	48.2474
137	1	66.81	69.2857	51.9588
138	2	66.98	75.5844	47.6289
139	1	67.03	75.5844	47.6289
140	4	67.09	75.5844	47.6289
141	1	67.10	74.6154	48.2474
142	1	67.42	83.1429	43.2990
143	1	67.57	80.8333	44.5361
144	2	67.72	83.1429	43.2990
145	6	68.34	77.6000	46.3918
146	1	68.37	74.6154	48.2474
147	1	68.54	97.0000	37.1134
148	1	69.32	75.5844	47.6289
149	3	69.36	86.8657	41.4433

----- TIDSGRUP=7 -----

OBS	TYPE	STARTTID	HAST	TIDSFB
150	1	70.20	81.9718	43.9175
151	1	70.98	84.3478	42.6804
152	1	71.27	90.9375	39.5876
153	1	71.32	89.5385	40.2062
154	4	71.56	63.2609	56.9072
155	1	71.58	66.8966	53.8144
156	1	71.72	77.6000	46.3918
157	2	71.85	58.7879	61.2371
158	1	71.89	79.7260	45.1546
159	1	72.58	79.7260	45.1546
160	2	72.73	71.8519	50.1031
161	1	72.92	75.5844	47.6289
162	3	73.00	83.1429	43.2990
163	1	73.15	93.8710	38.3505
164	1	73.16	84.3478	42.6804
165	1	73.26	75.5844	47.6289

STRÆKNINGSHAST VEJ 115 MOD VORDINGBORG
ONS 13 5 81 KL. 1545 - 1645 KM 80.45 - 81.42 . 1158118003

16:18 MONDAY, JUNE 14, 1982

5

SORTERET LISTE - ALLE BILTYPER - I TIDSGRUPPER

TIDSGRUP=7

OBS	TYPE	STARTTID	HAST	TIDSFB
166	1	73.67	97.0000	37.1134
167	1	74.23	83.1429	43.2990
168	1	74.74	71.8519	50.1031
169	1	75.24	93.8710	38.3505
170	2	75.30	72.7500	49.4845
171	1	75.51	85.5882	42.0619
172	1	75.57	78.6486	45.7732
173	1	75.61	73.6709	48.8660
174	2	75.95	75.5844	47.6289

TIDSGRUP=8

OBS	TYPE	STARTTID	HAST	TIDSFB
175	4	76.89	51.0526	70.5155
176	1	76.92	66.8966	53.8144
177	1	76.93	66.1364	54.4330
178	1	76.95	66.8966	53.8144
179	2	77.02	49.7436	72.3711
180	1	77.07	61.2632	58.7629
181	1	77.89	70.1205	51.3402
182	1	77.91	76.5789	47.0103
183	2	77.91	56.5049	63.7113
184	3	77.94	55.9615	64.3299
185	1	77.97	53.8889	66.8041
186	1	78.00	57.6238	62.4742
187	1	78.02	55.4286	64.9485
188	1	78.04	53.8889	66.8041
189	3	78.11	54.3925	66.1856
190	1	78.28	60.6250	59.3814
191	1	78.47	70.1205	51.3402
192	1	78.67	77.6000	46.3918
193	1	78.70	75.5844	47.6289
194	1	78.75	70.9756	50.7216
195	1	78.78	72.7500	49.4845
196	1	78.92	70.9756	50.7216
197	1	79.21	78.6486	45.7732
198	1	79.23	79.7260	45.1546
199	1	79.60	74.6154	48.2474
200	1	79.63	75.5844	47.6289
201	1	79.95	63.9560	56.2887
202	1	80.38	83.1429	43.2990
203	1	80.57	98.6441	36.4948
204	1	80.98	78.6486	45.7732
205	2	81.47	81.9718	43.9175

STRÆKNINGSHAST VEJ 115 MOD VORDINGBORG
ONS 13 5 81 KL. 1545 - 1645 KM 80.45 - 81.42 . 1158118003

16:18 MONDAY, JUNE 14, 1982

6

SORTERET LISTE - ALLE BILTYPER - I TIDSGRUPPER

----- TIDSGRUP=9 -----

OBS	TYPE	STARTTID	HAST	TIDSFB
206	1	82.10	83.1429	43.2990
207	1	82.92	75.5844	47.6289
208	1	83.01	79.7260	45.1546
209	1	83.02	79.7260	45.1546
210	4	83.05	66.8966	53.8144
211	1	83.08	70.1205	51.3402
212	4	83.11	67.6744	53.1959
213	1	84.25	71.8519	50.1031
214	2	84.27	69.2857	51.9588
215	2	84.31	70.1205	51.3402
216	2	84.34	70.9756	50.7216
217	1	84.37	70.9756	50.7216
218	2	84.47	75.5844	47.6289
219	1	84.55	74.6154	48.2474
220	1	84.56	88.1818	40.8247
221	3	84.70	85.5882	42.0619
222	1	84.78	78.6486	45.7732
223	1	84.85	81.9718	43.9175
224	1	85.08	69.2857	51.9588
225	1	85.90	90.9375	39.5876
226	1	86.05	77.6000	46.3918
227	2	86.09	76.5789	47.0103
228	1	86.54	80.8333	44.5361
229	1	87.64	86.8657	41.4433
230	1	87.66	81.9718	43.9175

----- TIDSGRUP=10 -----

OBS	TYPE	STARTTID	HAST	TIDSFB
231	4	88.33	51.0526	70.5155
232	2	88.40	50.1724	71.7526
233	2	88.50	49.3220	72.9897
234	1	88.63	53.3945	67.4227
235	2	88.88	60.0000	60.0000
236	4	88.93	55.9615	64.3299
237	1	88.95	63.2609	56.9072
238	1	88.97	63.2609	56.9072
239	1	89.19	71.8519	50.1031
240	1	89.20	70.9756	50.7216
241	1	89.28	76.5789	47.0103
242	1	89.40	80.8333	44.5361
243	1	89.41	79.7260	45.1546
244	2	89.58	66.8966	53.8144
245	1	89.60	86.8657	41.4433
246	2	89.64	67.6744	53.1959
247	1	89.96	83.1429	43.2990
248	1	90.07	80.8333	44.5361

STRÆKNINGSHAST VEJ 115 MOD VORDINGBORG
TIK 19 5 81 KL. 1340 - 1530 KM 80.45 - 81.42

1158118004

16:18 MONDAY, JUNE 14, 1982

32

HASTIGHEDSFORDELING FOR ALLE BILTYPER

TABLE OF TYPE BY HAST

TYPE	HAST								
FREQUENCY									
PERCENT									
ROW PCT									
COL PCT	4	5	6	7	8	9	10	TOTAL	
1	1	1	4	61	83	37	7	194	
	0.31	0.31	1.25	19.00	25.86	11.53	2.18	60.44	
	0.52	0.52	2.06	31.44	42.78	19.07	3.61		
	100.00	50.00	30.77	40.94	74.11	100.00	100.00		
2	0	0	8	83	28	0	0	119	
	0.00	0.00	2.49	25.86	8.72	0.00	0.00	37.07	
	0.00	0.00	6.72	69.75	23.53	0.00	0.00		
	0.00	0.00	61.54	55.70	25.00	0.00	0.00		
5	0	1	1	3	1	0	0	6	
	0.00	0.31	0.31	0.93	0.31	0.00	0.00	1.87	
	0.00	16.67	16.67	50.00	16.67	0.00	0.00		
	0.00	50.00	7.69	2.01	0.89	0.00	0.00		
6	0	0	0	2	0	0	0	2	
	0.00	0.00	0.00	0.62	0.00	0.00	0.00	0.62	
	0.00	0.00	0.00	100.00	0.00	0.00	0.00		
	0.00	0.00	0.00	1.34	0.00	0.00	0.00		
TOTAL	1	2	13	149	112	37	7	321	
	0.31	0.62	4.05	46.42	34.89	11.53	2.18	100.00	

STRÆKNINGSHAST VEJ 115 MOD VORDINGBORG
TIK 19 5 81 KL. 1340 - 1530 KM 80.45 - 81.42

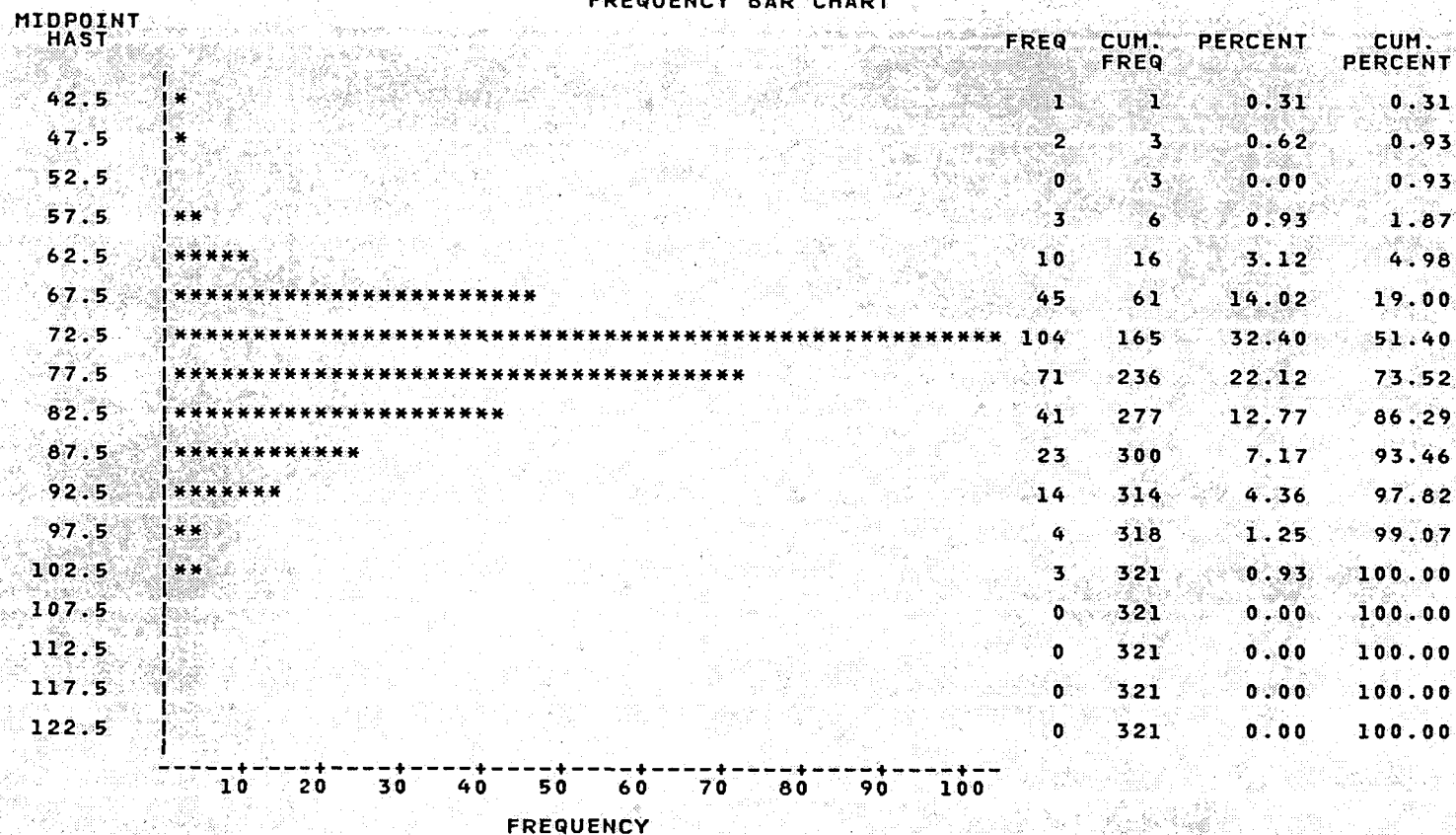
1158118004

16:18 MONDAY, JUNE 14, 1982

31

HASTIGHEDSFORDELING FOR ALLE BILTYPER

FREQUENCY BAR CHART



STRÆKNINGSHAST VEJ 3 MOD KASTRUP
ONS 1 4 81 KL. 1400 - 1453 KM 44.6 - 45.7 . 38114501

11:31 MONDAY, FEBRUARY 15, 1982 15

SORTERET LISTE - ALLE BILTYPER - I TIDSGRUPPER

----- TIDSGRUP=8 -----

OBS	TYPE	STARTTID	HAST	TIDSF8
642	1	68.65	78.571	45.8182
643	1	68.88	75.000	48.0000
644	1	68.90	90.411	39.8182
645	1	69.11	89.189	40.3636
646	1	69.13	76.744	46.9091
647	1	69.17	91.667	39.2727
648	1	69.28	90.411	39.8182
649	1	69.30	104.762	34.3636
650	6	69.31	100.000	36.0000
651	2	69.33	72.527	49.6364
652	1	69.34	106.452	33.8182
653	1	69.34	92.958	38.7273
654	1	69.35	101.538	35.4545
655	1	69.41	97.059	37.0909
656	1	69.44	86.842	41.4545
657	1	69.50	77.647	46.3636
658	1	69.56	92.958	38.7273
659	1	69.57	90.411	39.8182
660	2	69.57	81.481	44.1818
661	2	69.59	88.000	40.9091
662	1	69.74	86.842	41.4545
663	1	69.75	91.667	39.2727
664	1	69.76	92.958	38.7273
665	1	69.78	75.862	47.4545
666	1	69.82	73.333	49.0909
667	1	69.85	94.286	38.1818
668	2	69.85	77.647	46.3636
669	2	69.87	76.744	46.9091
670	1	69.89	95.652	37.6364
671	1	69.99	77.647	46.3636
672	1	70.00	94.286	38.1818
673	1	70.01	83.544	43.0909
674	1	70.16	85.714	42.0000
675	1	70.21	98.507	36.5455
676	1	70.24	91.667	39.2727
677	1	70.25	77.647	46.3636
678	1	70.30	77.647	46.3636
679	1	70.48	81.481	44.1818
680	1	70.60	84.615	42.5455
681	2	70.62	71.739	50.1818
682	2	70.70	74.157	48.5455
683	2	70.77	66.667	54.0000
684	1	70.80	82.500	43.6364
685	3	70.87	100.000	36.0000
686	1	70.89	98.507	36.5455
687	1	70.91	97.059	37.0909
688	1	70.91	75.000	48.0000
689	1	70.97	89.189	40.3636
690	1	71.00	97.059	37.0909

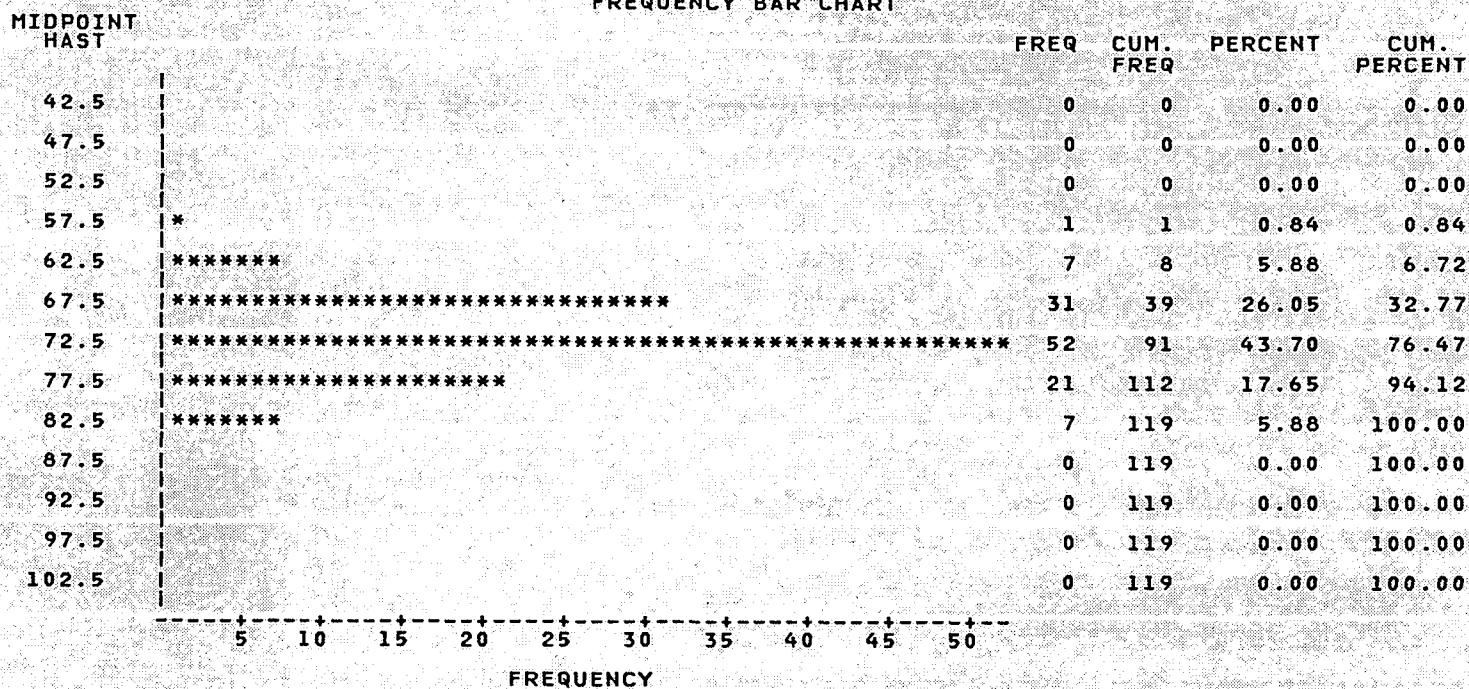
STRÆKNINGSHAST VEJ 115 MOD VORDINGBORG
TIK 19 5 81 KL. 1340 - 1530 KM 80.45 - 81.42

16:18 MONDAY, JUNE 14, 1982

30

HASTIGHEDSFORDELING FOR LASTBILER

FREQUENCY BAR CHART



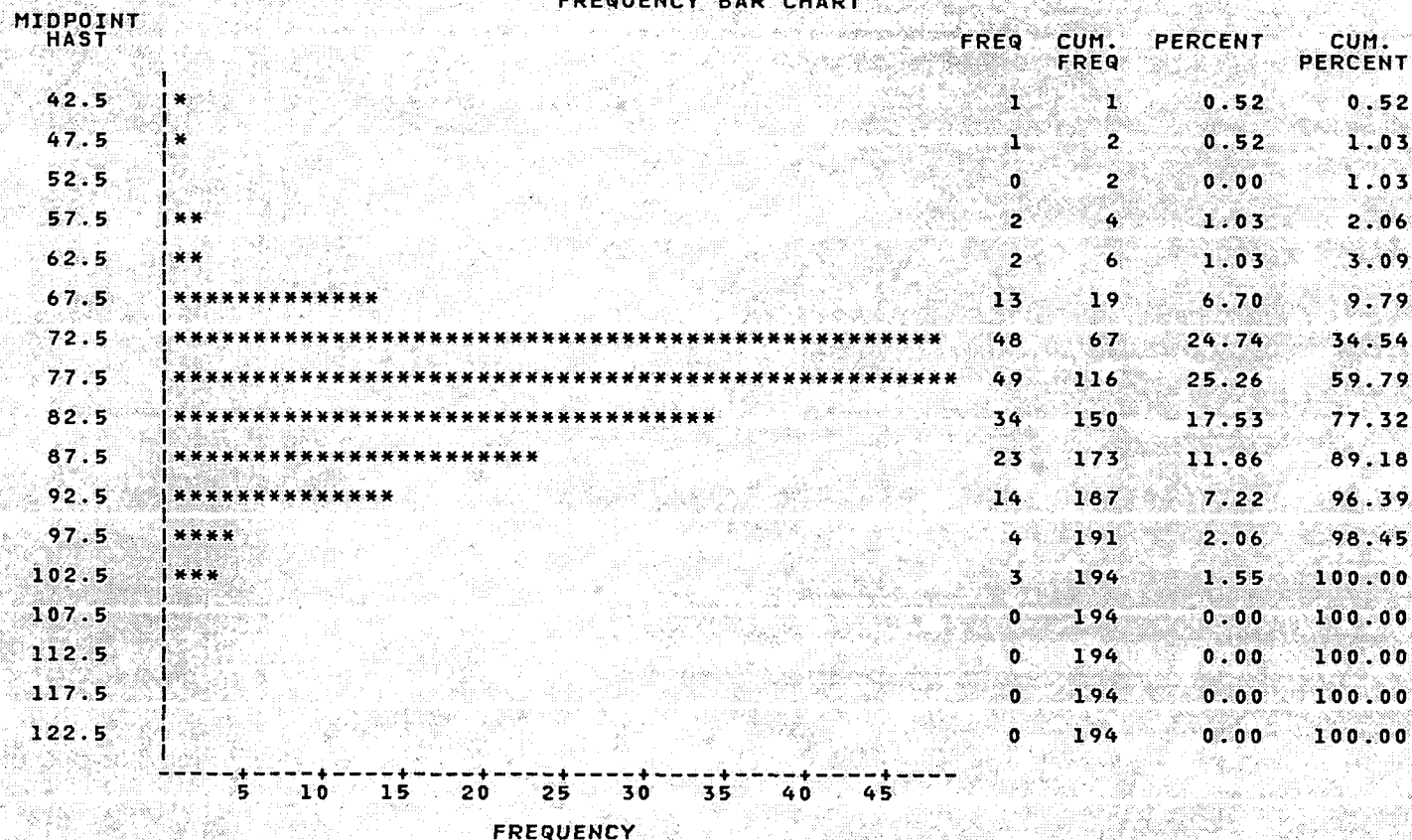
STRÆKNINGSHAST VEJ 115 MOD VORDINGBORG
TIK 19 5 81 KL. 1340 - 1530 KM 80.45 - 81.42

1158118004

16:18 MONDAY, JUNE 14, 1982 29

HASTIGHEDSFORDELING FOR PERSONBILER

FREQUENCY BAR CHART



STRÆKNINGSHAST VEJ 115 MOD VORDINGBORG
TIK 19-5 81 KL. 1340 - 1530 KM 80.45 - 81.42 . 1158118004

16:18 MONDAY, JUNE 14, 1982 28

GENNEMSNIETSMAL FOR BILER FORDELT EFTER TYPE
TYPE=1

VARIABLE	N	MEAN	STANDARD DEVIATION	MINIMUM VALUE	MAXIMUM VALUE	STD ERROR OF MEAN	SUM	VARIANCE	C.V.
HAST	194	78.99468949	8.83669314	44.09090909	103.92857143	0.63443759	15324.969761	78.08714561	11.186
TIDSFB	194	46.19088107	5.74429555	34.63917526	81.64948454	0.41241639	8961.030928	32.99693131	12.436
----- TYPE=2 -----									
HAST	119	71.97669225	4.85052728	55.96153846	83.14285714	0.44464711	8565.2263783	23.52761494	6.739
TIDSFB	119	50.24343758	3.42077389	43.29896907	64.32989691	0.31358183	5978.9690722	11.70169403	6.808
----- TYPE=5 -----									
HAST	6	65.77657702	11.05147339	45.11627907	75.58441558	4.51174512	394.65946212	122.13506408	16.802
TIDSFB	6	56.39175258	11.95858514	47.62886598	79.79381443	4.88207194	338.35051546	143.00775853	21.206
----- TYPE=6 -----									
HAST	2	72.32324792	1.90584816	70.97560976	73.67088608	1.34763816	144.64649583	3.63225722	2.635
TIDSFB	2	49.79381443	1.31215691	48.86597938	50.72164948	0.92783505	99.58762887	1.72175577	2.635

STRÆKNINGSHAST VEJ 115 MOD VORDINGBORG
TIK 19 5 81 KL. 1340 - 1530 KM 80.45 - 81.42 . 1158118004

16:18 MONDAY, JUNE 14, 1982 27

GENNEMSNITSMAL FOR ALLE BILER I TIDSGRUPPER
TIDSGRUP=11

VARIABLE	N	MEAN	STANDARD DEVIATION	MINIMUM VALUE	MAXIMUM VALUE	STD ERROR OF MEAN	SUM	VARIANCE	C.V.
HAST	18	78.38750686	9.14875667	68.47058824	92.38095238	2.15638263	1410.9751235	83.69974862	11.671
TIDSFB	18	46.49484536	5.17630378	38.96907216	52.57731959	1.22006650	836.9072165	26.79412077	11.133

TIDSGRUP=12

HAST	30	76.36606879	5.29437970	66.89655172	86.86567164	0.96661706	2290.9820637	28.03045644	6.933
TIDSFB	30	47.36082474	3.28389285	41.44329897	53.81443299	0.59955406	1420.8247423	10.78395227	6.934

TIDSGRUP=13

HAST	16	75.30538884	7.38965652	63.95604396	92.38095238	1.84741413	1204.8862215	54.60702344	9.813
TIDSFB	16	48.20876289	4.41719796	38.96907216	56.28865979	1.10429949	771.3402062	19.51163779	9.163

TIDSGRUP=14

HAST	14	83.06016616	6.15148072	70.97560976	93.87096774	1.64405238	1162.8423262	37.84071509	7.406
TIDSFB	14	43.56406480	3.24341464	38.35051546	50.72164948	0.86683902	609.8969072	10.51973852	7.445

TIDSGRUP=15

HAST	14	76.59929374	7.74094751	67.67441860	92.38095238	2.06885524	1072.3901123	59.92226830	10.106
TIDSFB	14	47.40795287	4.38465752	38.96907216	53.19587629	1.17184901	663.7113402	19.22522158	9.249

TIDSGRUP=16

HAST	25	75.68329916	8.75783877	63.26086957	95.40983607	1.75156775	1892.0824791	76.69973986	11.572
TIDSFB	25	48.14845361	5.27492640	37.73195876	56.90721649	1.05498528	1203.7113402	27.82484855	10.956

TIDSGRUP=17

HAST	22	76.41964150	9.63522119	56.50485437	98.64406780	2.05423606	1681.2321131	92.83748746	12.608
TIDSFB	22	47.88191190	6.54245567	36.49484536	63.71134021	1.39485624	1053.4020619	42.80372619	13.664

TIDSGRUP=18

HAST	10	76.41050761	5.29968716	67.67441860	84.34782609	1.67590823	764.10507612	28.08668402	6.936
TIDSFB	10	47.31958763	3.30218915	42.68041237	53.19587629	1.04424390	473.19587629	10.90445318	6.978

STRÆKNINGSHAST VEJ 115 MOD VORDINGBORG
TIK 19 5 81 KL. 1340 - 1530 KM 80.45 - 81.42 1158118004

16:18 MONDAY, JUNE 14, 1982 26

GENNEMSNITSMAL FOR ALLE BILER I TIDSGRUPPER
TIDSGRUP=1

VARIABLE	N	MEAN	STANDARD DEVIATION	MINIMUM VALUE	MAXIMUM VALUE	STD ERROR OF MEAN	SUM	VARIANCE	C.V.
HAST	17	72.62922787	9.24162142	55.96153846	92.38095238	2.24142243	1234.6968738	85.40756652	12.724
TIDSFB	17	50.28502122	6.08722615	38.96907216	64.32989691	1.47636920	854.8453608	37.05432221	12.105
----- TIDSGRUP=2 -----									
HAST	14	74.58584825	6.67089020	66.89655172	88.18181818	1.78287040	1044.2018755	44.50077609	8.944
TIDSFB	14	48.60088365	4.04316950	40.82474227	53.81443299	1.08058250	680.4123711	16.34721958	8.319
----- TIDSGRUP=3 -----									
HAST	19	73.40666107	10.74699659	45.11627907	102.10526316	2.46553011	1394.7265604	115.49793576	14.640
TIDSFB	19	50.16820402	8.56326847	35.25773196	79.79381443	1.96454852	953.1958763	73.32956688	17.069
----- TIDSGRUP=4 -----									
HAST	18	73.30969363	6.77740118	63.95604396	89.53846154	1.59744878	1319.5744853	45.93316672	9.245
TIDSFB	18	49.48453608	4.35322487	40.20618557	56.28865979	1.02606494	890.7216495	18.95056673	8.797
----- TIDSGRUP=5 -----									
HAST	18	71.76200342	8.43973915	44.09090909	83.14285714	1.98926559	1291.7160615	71.22919687	11.761
TIDSFB	18	51.06529210	8.28855721	43.29896907	81.64948454	1.95363167	919.1752577	68.70018068	16.231
----- TIDSGRUP=6 -----									
HAST	19	74.99004741	9.14016159	63.95604396	103.92857143	2.09689688	1424.8109008	83.54255387	12.188
TIDSFB	19	48.57297884	4.96290168	34.63917526	56.28865979	1.13856773	922.8865979	24.63039307	10.217
----- TIDSGRUP=7 -----									
HAST	18	82.84452775	7.24100214	75.58441558	100.34482759	1.70672057	1491.2014996	52.43211203	8.740
TIDSFB	18	43.74570447	3.53623010	35.87628866	47.62886598	0.83349743	787.4226804	12.50492332	8.084
----- TIDSGRUP=8 -----									
HAST	12	78.42766205	8.89008514	69.28571429	89.53846154	2.56634653	941.13194458	79.03361388	11.335
TIDSFB	12	46.44329897	5.21177333	40.20618557	51.95876289	1.50450937	557.31958763	27.16258128	11.222
----- TIDSGRUP=9 -----									
HAST	14	75.01294552	11.59647344	48.50000000	93.87096774	3.09928789	1050.1812372	134.47819621	15.459
TIDSFB	14	49.26362297	9.07016930	38.35051546	74.22680412	2.42410471	689.6907216	82.26797116	18.411
----- TIDSGRUP=10 -----									
HAST	23	76.42457146	6.05002199	69.28571429	97.00000000	1.26151679	1757.7651436	36.60276613	7.916
TIDSFB	23	47.35992828	3.38708172	37.11340206	51.95876289	0.70625536	1089.2783505	11.47232256	7.152

STRÆKNINGSHAST VEJ 115 MOD VORDINGBORG
TIK 19 5 81 KL. 1340 - 1530 KM 80.45 - 81.42 1158118004

16:18 MONDAY, JUNE 14, 1982 25

GENNEMSNITSMAL FOR PERSONBILER I TIDSGRUPPER
TIDSGRUP=11

VARIABLE	N	MEAN	STANDARD DEVIATION	MINIMUM VALUE	MAXIMUM VALUE	STD. ERROR OF MEAN	SUM	VARIANCE	C.V.
HAST	12	82.35415709	8.71077318	69.28571429	92.38095238	2.51458362	988.24988503	75.87756941	10.577
TIDSFB	12	44.17525773	4.77283252	38.96907216	51.95876289	1.37779807	530.10309278	22.77993024	10.804
----- TIDSGRUP=12 -----									
HAST	16	77.86971891	5.72486657	67.67441860	86.86567164	1.43121664	1245.9155026	32.77409722	7.352
TIDSFB	16	46.46907216	3.46152347	41.44329897	53.19587629	0.86538087	743.5051546	11.98214476	7.449
----- TIDSGRUP=13 -----									
HAST	11	77.96477628	7.16092509	70.12048193	92.38095238	2.15910015	857.61253909	51.27884816	9.185
TIDSFB	11	46.50421743	3.95893861	38.96907216	51.34020619	1.19366490	511.54639175	15.67319491	8.513
----- TIDSGRUP=14 -----									
HAST	10	84.81970271	5.78741620	76.57894737	93.87096774	1.83014169	848.19702706	33.49418622	6.823
TIDSFB	10	42.61855670	2.86367927	38.35051546	47.01030928	0.90557490	426.18556701	8.20065894	6.719
----- TIDSGRUP=15 -----									
HAST	8	80.43000063	8.20161351	70.97560976	92.38095238	2.89970827	643.44000501	67.26646422	10.197
TIDSFB	8	45.15463918	4.43589999	38.96907216	50.72164948	1.56832748	361.23711340	19.67720875	9.824
----- TIDSGRUP=16 -----									
HAST	13	78.42356590	10.32180336	66.13636364	95.40983607	2.86275317	1019.5063567	106.53962453	13.162
TIDSFB	13	46.62965900	5.99467540	37.73195876	54.43298969	1.66262381	606.1855670	35.93613316	12.856
----- TIDSGRUP=17 -----									
HAST	15	77.92883630	10.77360242	56.50485437	98.64406780	2.78173218	1168.9325445	116.07050913	13.825
TIDSFB	15	47.13402062	7.40129467	36.49484536	63.71134021	1.91100607	707.0103093	54.77916281	15.703
----- TIDSGRUP=18 -----									
HAST	7	77.83099383	5.72145925	67.67441860	84.34782609	2.16250833	544.81695683	32.73509595	7.351
TIDSFB	7	46.48011782	3.59665717	42.68041237	53.19587629	1.35940863	325.36082474	12.93594279	7.738

STRÆKNINGSHAST VEJ 115 MOD VORDINGBORG
TIK 19 5 81 KL. 1340 - 1530 KM 80.45 - 81.42 . 1158118004

16:18 MONDAY, JUNE 14, 1982 24

GENNEMSNITSMAL FOR PERSONBILER I TIDSGRUPPER
TIDSGRUP=1

VARIABLE	N	MEAN	STANDARD DEVIATION	MINIMUM VALUE	MAXIMUM VALUE	STD ERROR OF MEAN	SUM	VARIANCE	C.V.
HAST	9	78.11073676	8.90715618	67.67441860	92.38095238	2.96905206	702.99663086	79.33743119	11.403
TIDSFB	9	46.59793814	5.04417725	38.96907216	53.19587629	1.68139242	419.38144330	25.44372409	10.825
----- TIDSGRUP=2 -----									
HAST	9	77.57390207	6.35134086	71.85185185	88.18181818	2.11711362	698.16511860	40.33953075	8.187
TIDSFB	9	46.66666667	3.56826151	40.82474227	50.10309278	1.18942050	420.00000000	12.73249017	7.646
----- TIDSGRUP=3 -----									
HAST	11	78.10199653	9.32754286	66.13636364	102.10526316	2.81235999	859.12196188	87.00305574	11.943
TIDSFB	11	46.61668229	4.87266232	35.25773196	54.43298969	1.46916297	512.78350515	23.74283810	10.453
----- TIDSGRUP=4 -----									
HAST	9	77.21634922	6.83239146	66.13636364	89.53846154	2.27746382	694.94714294	46.68157304	8.848
TIDSFB	9	46.94158076	4.08486861	40.20618557	54.43298969	1.36162287	422.47422680	16.68615156	8.702
----- TIDSGRUP=5 -----									
HAST	11	71.65015010	10.48325408	44.09090909	83.14285714	3.16082003	788.15165105	109.89861604	14.631
TIDSFB	11	51.62136832	10.53132934	43.29896907	81.64948454	3.17531527	567.83505155	110.90889767	20.401
----- TIDSGRUP=6 -----									
HAST	11	78.74754760	10.33794069	69.28571429	103.92857143	3.11700640	866.22302364	106.87301768	13.128
TIDSFB	11	46.33552015	5.23003898	34.63917526	51.95876289	1.57691609	509.69072165	27.35330776	11.287
----- TIDSGRUP=7 -----									
HAST	13	84.34668807	7.93469868	75.58441558	100.34482759	2.20068946	1096.5069449	62.95944318	9.407
TIDSFB	13	43.01348136	3.84315227	35.87628866	47.62886598	1.06589866	559.1752577	14.76981940	8.935
----- TIDSGRUP=8 -----									
HAST	8	82.78994402	7.67151335	70.97560976	89.53846154	2.71228956	662.31955215	58.85211713	9.266
TIDSFB	8	43.84020619	4.40421183	40.20618557	50.72164948	1.55712402	350.72164948	19.39708182	10.046
----- TIDSGRUP=9 -----									
HAST	9	76.57215649	13.96793840	48.50000000	93.87096774	4.65597947	689.14940841	195.10330315	18.242
TIDSFB	9	48.79725086	11.18734843	38.35051546	74.22680412	3.72911614	439.17525773	125.15676480	22.926
----- TIDSGRUP=10 -----									
HAST	12	79.22645918	6.81730328	71.85185185	97.00000000	1.96798594	950.71751016	46.47562406	8.605
TIDSFB	12	45.72164948	3.60154686	37.11340206	50.10309278	1.03967703	548.65979381	12.97113982	7.877

STRÆKNINGSHAST VEJ 115 MOD VORDINGBORG
TIK 19 5 81 KL. 1340 - 1530 KM 80.45 - 81.42 . 1158118004

16:18 MONDAY, JUNE 14, 1982 15

SORTERET LISTE - ALLE BILTYPER - I TIDSGRUPPER

----- TIDSGRUP=1 -----

OBS	TYPE	STARTTID	HAST	TIDSFB
1	2	18.05	68.4706	52.5773
2	2	18.15	67.6744	53.1959
3	2	18.25	66.1364	54.4330
4	2	18.33	66.1364	54.4330
5	3	18.37	67.6744	53.1959
6	4	18.39	66.8966	53.8144
7	1	19.96	70.1205	51.3402
8	2	20.31	55.9615	64.3299
9	2	20.35	72.7500	49.4845
10	1	20.59	72.7500	49.4845
11	1	20.66	73.6709	48.8660
12	3	20.70	83.1429	43.2990
13	2	21.11	67.6744	53.1959
14	1	21.15	78.6486	45.7732
15	1	21.16	73.6709	48.8660
16	1	22.99	92.3810	38.9691
17	1	23.02	90.9375	39.5876

----- TIDSGRUP=2 -----

OBS	TYPE	STARTTID	HAST	TIDSFB
18	1	24.29	75.5844	47.6289
19	2	24.31	70.1205	51.3402
20	1	26.75	71.8519	50.1031
21	1	26.80	75.5844	47.6289
22	4	26.85	67.6744	53.1959
23	1	27.59	77.6000	46.3918
24	2	28.93	73.6709	48.8660
25	3	28.97	88.1818	40.8247
26	1	28.99	72.7500	49.4845
27	2	29.81	67.6744	53.1959
28	3	29.86	71.8519	50.1031
29	3	29.88	88.1818	40.8247
30	2	29.90	66.8966	53.8144
31	1	29.93	76.5789	47.0103

STRÆKNINGSHAST VEJ 115 MOD VORDINGBORG
TIK 19 5 81 KL. 1340 - 1530 KM 80.45 - 81.42 . 1158118004

16:18 MONDAY, JUNE 14, 1982 16

SORTERET LISTE - ALLE BILTYPER - I TIDSGRUPPER

----- TIDSGRUP=3 -----

OBS	TYPE	STARTTID	HAST	TIDSFB
32	4	30.01	70.976	50.7216
33	1	30.47	102.105	35.2577
34	1	30.49	78.649	45.7732
35	5	31.03	45.116	79.7938
36	1	31.43	66.136	54.4330
37	5	31.46	62.581	57.5258
38	1	31.56	72.750	49.4845
39	1	31.64	72.750	49.4845
40	2	32.04	68.471	52.5773
41	2	33.17	70.120	51.3402
42	2	33.24	72.750	49.4845
43	1	33.28	74.615	48.2474
44	1	33.32	74.615	48.2474
45	2	33.43	74.615	48.2474
46	1	33.45	74.615	48.2474
47	2	33.47	70.976	50.7216
48	1	33.73	85.588	42.0619
49	1	34.20	78.649	45.7732
50	1	34.75	78.649	45.7732

----- TIDSGRUP=4 -----

OBS	TYPE	STARTTID	HAST	TIDSFB
51	1	36.46	89.5385	40.2062
52	4	36.59	72.7500	49.4845
53	2	37.47	63.9560	56.2887
54	1	37.51	85.5882	42.0619
55	5	37.97	67.6744	53.1959
56	1	38.00	66.1364	54.4330
57	4	38.55	65.3933	55.0515
58	1	39.27	73.6709	48.8660
59	1	39.60	77.6000	46.3918
60	1	40.12	73.6709	48.8660
61	2	40.35	76.5789	47.0103
62	1	40.37	76.5789	47.0103
63	2	40.42	71.8519	50.1031
64	2	40.71	66.8966	53.8144
65	2	40.75	67.6744	53.1959
66	5	40.95	71.8519	50.1031
67	3	41.09	76.5789	47.0103
68	1	41.11	75.5844	47.6289

STRÆKNINGSHAST VEJ 115 MOD VORDINGBORG
TIK 19 5 81 KL. 1340 - 1530 KM 80.45 - 81.42

1158118004

16:18 MONDAY, JUNE 14, 1982 17

SORTERET LISTE - ALLE BILTYPER - I TIDSGRUPPER

----- TIDSGRUP=5 -----

OBS	TYPE	STARTTID	HAST	TIDSFB
69	1	42.68	83.1429	43.2990
70	3	42.69	76.5789	47.0103
71	1	42.92	64.6667	55.6701
72	1	42.97	74.6154	48.2474
73	2	43.76	79.7260	45.1546
74	4	43.84	66.8966	53.8144
75	2	43.92	70.9756	50.7216
76	6	43.95	70.9756	50.7216
77	1	43.98	70.9756	50.7216
78	1	44.01	69.2857	51.9588
79	3	44.36	78.6486	45.7732
80	1	44.38	79.7260	45.1546
81	2	45.10	69.2857	51.9588
82	4	46.03	75.5844	47.6289
83	1	46.05	73.6709	48.8660
84	1	46.09	72.7500	49.4845
85	2	47.10	70.1205	51.3402
86	1	47.12	44.0909	81.6495

----- TIDSGRUP=6 -----

OBS	TYPE	STARTTID	HAST	TIDSFB
87	2	48.04	70.976	50.7216
88	1	48.45	72.750	49.4845
89	2	48.48	71.852	50.1031
90	1	48.51	72.750	49.4845
91	2	49.24	69.286	51.9588
92	2	49.32	66.897	53.8144
93	1	49.39	69.286	51.9588
94	1	49.42	70.976	50.7216
95	1	50.31	77.600	46.3918
96	2	50.87	70.976	50.7216
97	3	51.27	90.938	39.5876
98	6	51.54	73.671	48.8660
99	2	51.76	63.956	56.2887
100	1	51.94	71.852	50.1031
101	1	53.48	103.929	34.6392
102	2	53.51	70.976	50.7216
103	1	53.58	75.584	47.6289
104	1	53.70	79.726	45.1546
105	1	53.74	80.833	44.5361

STRÆKNINGSHAST VEJ 3 MOD KASTRUP
ONS 1 4 81 KL. 1400 - 1453 KM 44.6 - 45.7

38114501

11:31 MONDAY, FEBRUARY 15, 1982 16

SORTERET LISTE - ALLE BILTYPER - I TIDSGRUPPER

----- TIDSGRUP=8 -----

OBS	TYPE	STARTTID	HAST	TIDSFB
691	2	71.01	75.862	47.4545
692	1	71.05	73.333	49.0909
693	1	71.08	92.958	38.7273
694	1	71.32	86.842	41.4545
695	1	71.41	95.652	37.6364
696	1	71.55	72.527	49.6364
697	3	71.57	92.958	38.7273
698	1	71.58	71.739	50.1818
699	1	71.62	81.481	44.1818
700	1	71.65	98.507	36.5455
701	1	71.74	86.842	41.4545
702	1	71.92	92.958	38.7273
703	1	71.98	92.958	38.7273
704	1	72.00	94.286	38.1818
705	1	72.05	81.481	44.1818
706	2	72.23	70.968	50.7273
707	1	72.50	94.286	38.1818
708	1	72.52	97.059	37.0909
709	1	72.74	95.652	37.6364
710	1	72.85	97.059	37.0909
711	1	72.85	88.000	40.9091
712	2	72.99	68.750	52.3636
713	1	73.00	97.059	37.0909
714	1	73.02	97.059	37.0909
715	2	73.09	72.527	49.6364
716	1	73.11	108.197	33.2727
717	1	73.26	94.286	38.1818
718	1	73.35	92.958	38.7273
719	1	73.35	88.000	40.9091
720	1	73.36	86.842	41.4545
721	1	73.41	98.507	36.5455
722	1	73.44	92.958	38.7273
723	2	73.52	90.411	39.8182
724	1	73.61	98.507	36.5455
725	1	73.66	97.059	37.0909
726	2	73.77	77.647	46.3636
727	1	73.97	92.958	38.7273

STRÆKNINGSHAST VEJ 115 MOD VORDINGBORG
TIK 19 5 81 KL. 1340 - 1530 KM 80.45 - 81.42 1158118004

16:18 MONDAY, JUNE 14, 1982 18

SORTERET LISTE - ALLE BILTYPER - I TIDSGRUPPER

----- TIDSGRUP=7 -----

OBS	TYPE	STARTTID	HAST	TIDSFB
106	2	54.35	75.584	47.6289
107	1	54.64	95.410	37.7320
108	1	55.25	83.143	43.2990
109	1	55.41	84.348	42.6804
110	1	55.46	84.348	42.6804
111	1	55.51	81.972	43.9175
112	1	55.57	79.726	45.1546
113	2	56.76	76.579	47.0103
114	1	57.36	93.871	38.3505
115	2	57.39	80.833	44.5361
116	2	57.92	81.972	43.9175
117	1	57.98	75.584	47.6289
118	1	58.04	75.584	47.6289
119	1	58.27	75.584	47.6289
120	1	58.83	86.866	41.4433
121	2	58.94	79.726	45.1546
122	3	59.22	100.345	35.8763
123	1	59.60	79.726	45.1546

----- TIDSGRUP=8 -----

OBS	TYPE	STARTTID	HAST	TIDSFB
124	3	60.19	86.8657	41.4433
125	1	60.21	86.8657	41.4433
126	1	60.84	70.9756	50.7216
127	1	61.40	81.9718	43.9175
128	2	62.48	69.2857	51.9588
129	2	62.52	70.1205	51.3402
130	3	62.55	70.9756	50.7216
131	2	63.16	69.2857	51.9588
132	1	64.68	85.5882	42.0619
133	1	64.84	89.5385	40.2062
134	2	64.88	70.1205	51.3402
135	1	65.33	89.5385	40.2062

----- TIDSGRUP=9 -----

OBS	TYPE	STARTTID	HAST	TIDSFB
136	3	66.15	93.8710	38.3505
137	1	67.98	61.2632	58.7629
138	4	68.12	64.6667	55.6701
139	1	68.21	48.5000	74.2268
140	1	68.93	84.3478	42.6804
141	1	68.94	84.3478	42.6804
142	1	68.97	83.1429	43.2990

STRÆKNINGSHAST VEJ 115 MOD VORDINGBORG
TIK 19 5 81 KL. 1340 - 1530 KM 80.45 - 81.42 . 1158118004

16:18 MONDAY, JUNE 14, 1982 19

SORTERET LISTE - ALLE BILTYPER - I TIDSGRUPPER

----- TIDSGRUP=9 -----

OBS	TYPE	STARTTID	HAST	TIDSFB
143	4	69.06	76.5789	47.0103
144	1	69.12	72.7500	49.4845
145	4	69.36	78.6486	45.7732
146	1	69.64	76.5789	47.0103
147	1	69.79	84.3478	42.6804
148	2	70.20	71.8519	50.1031
149	2	71.40	69.2857	51.9588

----- TIDSGRUP=10 -----

OBS	TYPE	STARTTID	HAST	TIDSFB
150	2	72.79	77.6000	46.3918
151	1	72.86	81.9718	43.9175
152	1	73.08	81.9718	43.9175
153	5	73.10	75.5844	47.6289
154	1	73.17	81.9718	43.9175
155	2	73.21	71.8519	50.1031
156	1	73.40	72.7500	49.4845
157	1	73.45	71.8519	50.1031
158	2	74.10	78.6486	45.7732
159	1	74.37	78.6486	45.7732
160	2	74.93	70.9756	50.7216
161	4	75.02	69.2857	51.9588
162	4	75.13	72.7500	49.4845
163	4	75.21	73.6709	48.8660
164	1	75.23	78.6486	45.7732
165	1	75.71	73.6709	48.8660
166	2	75.73	70.9756	50.7216
167	1	76.35	97.0000	37.1134
168	1	76.64	80.8333	44.5361
169	1	77.00	72.7500	49.4845
170	2	77.25	75.5844	47.6289
171	1	77.31	78.6486	45.7732
172	2	77.67	70.1205	51.3402

----- TIDSGRUP=11 -----

OBS	TYPE	STARTTID	HAST	TIDSFB
173	1	78.42	92.3810	38.9691
174	4	78.46	68.4706	52.5773
175	1	78.53	92.3810	38.9691
176	1	78.57	73.6709	48.8660
177	1	78.79	88.1818	40.8247
178	1	79.42	74.6154	48.2474
179	1	79.74	69.2857	51.9588

STRÆKNINGSHAST VEJ 115 MOD VORDINGBORG
TIK 19 5 81 KL. 1340 - 1530 KM 80.45 - 81.42 . 1158118004

16:18 MONDAY, JUNE 14, 1982 20

SORTERET LISTE - ALLE BILTYPER - I TIDSGRUPPER

----- TIDSGRUP=11 -----

OBS	TYPE	STARTTID	HAST	TIDSFB
180	2	79.78	70.9756	50.7216
181	1	80.41	92.3810	38.9691
182	1	81.13	89.5385	40.2062
183	1	81.24	85.5882	42.0619
184	2	81.27	71.8519	50.1031
185	1	81.30	71.8519	50.1031
186	1	81.73	79.7260	45.1546
187	2	82.24	69.2857	51.9588
188	4	82.39	73.6709	48.8660
189	3	82.72	78.6486	45.7732
190	2	83.03	68.4706	52.5773

----- TIDSGRUP=12 -----

OBS	TYPE	STARTTID	HAST	TIDSFB
191	2	84.33	75.5844	47.6289
192	2	84.75	74.6154	48.2474
193	5	84.80	71.8519	50.1031
194	1	84.84	71.8519	50.1031
195	1	84.89	71.8519	50.1031
196	2	84.93	71.8519	50.1031
197	1	84.98	71.8519	50.1031
198	4	85.08	74.6154	48.2474
199	4	85.12	70.9756	50.7216
200	1	85.27	80.8333	44.5361
201	1	85.63	77.6000	46.3918
202	2	85.70	80.8333	44.5361
203	2	85.73	79.7260	45.1546
204	2	85.78	79.7260	45.1546
205	1	85.82	79.7260	45.1546
206	3	85.86	76.5789	47.0103
207	2	85.96	73.6709	48.8660
208	1	86.06	76.5789	47.0103
209	1	86.25	77.6000	46.3918
210	2	86.47	77.6000	46.3918
211	2	86.55	78.6486	45.7732
212	1	87.25	84.3478	42.6804
213	2	87.26	66.8966	53.8144
214	1	87.30	67.6744	53.1959
215	1	88.09	85.5882	42.0619
216	1	88.15	81.9718	43.9175
217	1	88.73	86.8657	41.4433
218	2	88.94	68.4706	52.5773
219	1	89.70	83.1429	43.2990
220	1	89.99	71.8519	50.1031

STRÆKNINGSHAST VEJ 115 MOD VORDINGBORG
TIK 19 5 81 KL. 1340 - 1530 KM 80.45 - 81.42 . 1158118004

16:18 MONDAY, JUNE 14, 1982 21

SORTERET LISTE - ALLE BILTYPER - I TIDSGRUPPER

----- TIDSGRUP=13 -----

OBS	TYPE	STARTTID	HAST	TIDSFB
221	4	90.29	67.6744	53.1959
222	3	91.85	92.3810	38.9691
223	1	91.87	76.5789	47.0103
224	1	92.09	78.6486	45.7732
225	1	93.09	89.5385	40.2062
226	2	93.10	63.9560	56.2887
227	1	93.21	73.6709	48.8660
228	1	93.89	76.5789	47.0103
229	4	93.98	71.8519	50.1031
230	1	94.07	74.6154	48.2474
231	1	94.28	80.8333	44.5361
232	2	94.67	70.1205	51.3402
233	1	94.70	70.9756	50.7216
234	2	94.75	73.6709	48.8660
235	1	94.79	70.1205	51.3402
236	1	95.23	73.6709	48.8660

----- TIDSGRUP=14 -----

OBS	TYPE	STARTTID	HAST	TIDSFB
237	2	96.04	81.9718	43.9175
238	1	96.81	83.1429	43.2990
239	1	96.83	81.9718	43.9175
240	1	97.42	79.7260	45.1546
241	1	97.45	81.9718	43.9175
242	1	97.50	80.8333	44.5361
243	1	98.54	93.8710	38.3505
244	1	98.58	92.3810	38.9691
245	1	99.87	89.5385	40.2062
246	2	100.05	81.9718	43.9175
247	1	100.79	76.5789	47.0103
248	1	100.87	88.1818	40.8247
249	2	101.17	79.7260	45.1546
250	2	101.24	70.9756	50.7216

----- TIDSGRUP=15 -----

OBS	TYPE	STARTTID	HAST	TIDSFB
251	2	103.29	67.6744	53.1959
252	1	103.76	89.5385	40.2062
253	2	103.88	71.8519	50.1031
254	3	103.93	70.9756	50.7216
255	2	104.35	69.2857	51.9588
256	2	105.60	71.8519	50.1031
257	2	105.68	74.6154	48.2474

STRÆKNINGSHAST VEJ 115 MOD VORDINGBORG
TIK 19 5 81 KL. 1340 - 1530 KM 80.45 - 81.42 . 1158118004

16:18 MONDAY, JUNE 14, 1982 22

SORTERET LISTE - ALLE BILTYPER - I TIDSGRUPPER

----- TIDSGRUP=15 -----

OBS	TYPE	STARTTID	HAST	TID5FB
258	1	105.72	74.6154	48.2474
259	2	106.11	73.6709	48.8660
260	3	106.15	75.5844	47.6289
261	1	106.18	75.5844	47.6289
262	1	106.53	76.5789	47.0103
263	1	106.84	92.3810	38.9691
264	1	107.87	88.1818	40.8247

----- TIDSGRUP=16 -----

OBS	TYPE	STARTTID	HAST	TID5FB
265	2	108.23	72.7500	49.4845
266	2	108.87	83.1429	43.2990
267	2	108.90	74.6154	48.2474
268	4	109.06	70.9756	50.7216
269	1	109.14	74.6154	48.2474
270	1	109.41	78.6486	45.7732
271	1	109.58	81.9718	43.9175
272	2	109.63	77.6000	46.3918
273	2	109.68	78.6486	45.7732
274	1	109.82	90.9375	39.5876
275	3	109.92	95.4098	37.7320
276	1	110.45	68.4706	52.5773
277	2	110.57	74.6154	48.2474
278	4	110.64	69.2857	51.9588
279	1	110.85	67.6744	53.1959
280	1	110.86	81.9718	43.9175
281	2	111.76	70.9756	50.7216
282	2	111.80	72.7500	49.4845
283	2	112.55	63.9560	56.2887
284	2	112.60	63.2609	56.9072
285	1	112.65	66.1364	54.4330
286	3	112.72	68.4706	52.5773
287	1	112.97	68.4706	52.5773
288	1	113.45	92.3810	38.9691
289	1	113.88	84.3478	42.6804

STRÆKNINGSHAST VEJ 115 MOD VORDINGBORG
TIK 19 5 81 KL. 1340 - 1530 KM 80.45 - 81.42

1158118004

16:18 MONDAY, JUNE 14, 1982 23

SORTERET LISTE - ALLE BILTYPER - I TIDSGRUPPER

----- TIDSGRUP=17 -----

OBS	TYPE	STARTTID	HAST	TIDSFB
290	1	114.00	72.7500	49.4845
291	2	114.08	73.6709	48.8660
292	1	114.12	74.6154	48.2474
293	2	114.23	69.2857	51.9588
294	1	114.81	85.5882	42.0619
295	2	115.04	80.8333	44.5361
296	2	115.20	63.2609	56.9072
297	1	115.68	78.6486	45.7732
298	1	115.82	80.8333	44.5361
299	1	115.84	77.6000	46.3918
300	1	115.90	81.9718	43.9175
301	1	116.40	98.6441	36.4948
302	1	116.40	57.0588	63.0928
303	2	116.72	73.6709	48.8660
304	1	116.87	83.1429	43.2990
305	2	117.68	79.7260	45.1546
306	1	117.72	76.5789	47.0103
307	1	118.34	88.1818	40.8247
308	1	118.53	56.5049	63.7113
309	2	119.08	71.8519	50.1031
310	1	119.82	73.6709	48.8660
311	3	119.92	83.1429	43.2990

----- TIDSGRUP=18 -----

OBS	TYPE	STARTTID	HAST	TIDSFB
312	1	120.92	75.5844	47.6289
313	1	122.17	84.3478	42.6804
314	2	122.57	75.5844	47.6289
315	1	122.62	74.6154	48.2474
316	4	122.68	71.8519	50.1031
317	4	122.73	71.8519	50.1031
318	1	123.17	79.7260	45.1546
319	1	123.20	79.7260	45.1546
320	1	123.70	67.6744	53.1959
321	1	124.38	83.1429	43.2990

STRÆKNINGSHAST VEJ 115 MOD KØGE
ONS 13 5 81 KL. 1545 - 1645 KM 81.42 - 80.45

1158138003

16:18 MONDAY, JUNE 14, 1982 40

GENNEMSNITSMAL FOR ALLE BILER I TIDSGRUPPER
TIDSGRUP=1

VARIABLE	N	MEAN	STANDARD DEVIATION	MINIMUM VALUE	MAXIMUM VALUE	STD ERROR OF MEAN	SUM	VARIANCE	C.V.
HAST	19	81.31465778	7.10970856	66.89655172	97.00000000	1.63107901	1544.9784978	50.54795576	8.743
TIDSFB	19	44.60119371	4.00284062	37.11340206	53.81443299	0.91831462	847.4226804	16.02273299	8.975
----- TIDSGRUP=2 -----									
HAST	38	71.85761086	8.37507872	63.95604396	92.38095238	1.35861717	2730.5892127	70.14194358	11.655
TIDSFB	38	50.70537168	5.36454884	38.96907216	56.28865979	0.87024474	1926.8041237	28.77838430	10.580
----- TIDSGRUP=3 -----									
HAST	24	79.32770760	10.59594526	63.26086957	118.77551020	2.16288827	1903.8649824	112.27405597	13.357
TIDSFB	24	46.03092784	5.21338111	30.30927835	56.90721649	1.06417696	1104.7422680	27.17934263	11.326
----- TIDSGRUP=4 -----									
HAST	34	83.50957506	7.36306271	70.12048193	100.34482759	1.26275484	2839.3255521	54.21469253	8.817
TIDSFB	34	43.42631898	3.73245916	35.87628866	51.34020619	0.64011147	1476.4948454	13.93125140	8.595
----- TIDSGRUP=5 -----									
HAST	26	82.79496528	9.91253874	68.47058824	105.81818182	1.94400879	2152.6690972	98.25842422	11.972
TIDSFB	26	44.08406027	5.28222127	34.02061856	52.57731959	1.03592882	1146.1855670	27.90186156	11.982
----- TIDSGRUP=6 -----									
HAST	22	81.60098017	5.27169527	70.97560976	98.64406780	1.12392921	1795.2215637	27.79077103	6.460
TIDSFB	22	44.28303655	2.71077686	36.49484536	50.72164948	0.57793957	974.2268041	7.34831116	6.121
----- TIDSGRUP=7 -----									
HAST	22	80.99770040	6.37945132	72.75000000	93.87096774	1.36010359	1781.9494087	40.69739921	7.876
TIDSFB	22	44.70477976	3.45286380	38.35051546	49.48453608	0.73615303	983.5051546	11.92226840	7.724
----- TIDSGRUP=8 -----									
HAST	19	80.82816482	8.85676213	67.67441860	98.64406780	2.03188058	1535.7351316	78.44223543	10.958
TIDSFB	19	45.02441671	4.70888721	36.49484536	53.19587629	1.08029282	855.4639175	22.17361876	10.459
----- TIDSGRUP=9 -----									
HAST	16	80.71085616	4.42161356	73.67088608	88.18181818	1.10540339	1291.3736986	19.55066648	5.478
TIDSFB	16	44.72938144	2.45059592	40.82474227	48.86597938	0.61264898	715.6701031	6.00542034	5.479
----- TIDSGRUP=10 -----									
HAST	12	81.57825166	7.33264346	72.75000000	98.64406780	2.11675184	978.93901997	53.76766018	8.988
TIDSFB	12	44.43298969	3.70038997	36.49484536	49.48453608	1.06821057	533.19587629	13.69288592	8.328

STRÆKNINGSHAST VEJ 115 MOD KØGE
ONS 13 5 81 KL. 1545 - 1645 KM 81.42 - 80.45 . 1158138003

16:18 MONDAY, JUNE 14, 1982 39

GENNEMSNITSMAL FOR PERSONBILER I TIDSGRUPPER
TIDSGRUP=1

VARIABLE	N	MEAN	STANDARD DEVIATION	MINIMUM VALUE	MAXIMUM VALUE	STD ERROR OF MEAN	SUM	VARIANCE	C.V.
HAST	15	82.22623928	6.97294940	66.89655172	97.00000000	1.80040779	1233.3935892	48.62202333	8.480
TIDSFB	15	44.08247423	3.83780603	37.11340206	53.81443299	0.99091726	661.2371134	14.72875514	8.706
----- TIDSGRUP=2 -----									
HAST	29	72.05794596	9.08758757	63.95604396	92.38095238	1.68752265	2089.6804330	82.58424778	12.611
TIDSFB	29	50.65766086	5.75135344	38.96907216	56.28865979	1.06799952	1469.0721649	33.07806644	11.353
----- TIDSGRUP=3 -----									
HAST	19	81.34684398	10.93837921	63.26086957	118.77551020	2.50943629	1545.5900356	119.64813974	13.447
TIDSFB	19	44.89419425	5.16417999	30.30927835	56.90721649	1.18474414	852.9896907	26.66875500	11.503
----- TIDSGRUP=4 -----									
HAST	28	84.42412236	7.35123113	72.75000000	100.34482759	1.38925210	2363.8754259	54.04059914	8.708
TIDSFB	28	42.94550810	3.63584370	35.87628866	49.48453608	0.68710987	1202.4742268	13.21935938	8.466
----- TIDSGRUP=5 -----									
HAST	21	84.98981372	9.33316647	68.47058824	105.81818182	2.03666390	1784.7860880	87.10799632	10.982
TIDSFB	21	42.85714286	4.81975498	34.02061856	52.57731959	1.05175676	900.0000000	23.23003811	11.246
----- TIDSGRUP=6 -----									
HAST	18	81.89120685	5.78604560	70.97560976	98.64406780	1.36378403	1474.0417233	33.47832370	7.066
TIDSFB	18	44.15807560	2.97890193	36.49484536	50.72164948	0.70213392	794.8453608	8.87385670	6.746
----- TIDSGRUP=7 -----									
HAST	17	82.87057696	6.05658358	73.67088608	93.87096774	1.46893728	1408.7998083	36.68220466	7.308
TIDSFB	17	43.66282596	3.22939639	38.35051546	48.86597938	0.78324367	742.2680412	10.42900102	7.396
----- TIDSGRUP=8 -----									
HAST	15	81.09166832	9.89247112	67.67441860	98.64406780	2.55422506	1216.3750248	97.86098479	12.199
TIDSFB	15	44.98969072	5.26145584	36.49484536	53.19587629	1.35850206	674.8453608	27.68291757	11.695
----- TIDSGRUP=9 -----									
HAST	14	81.57988549	3.98888318	75.58441558	88.18181818	1.06607387	1142.1183969	15.91118905	4.890
TIDSFB	14	44.22680412	2.16664712	40.82474227	47.62886598	0.57906080	619.1752577	4.69435974	4.899
----- TIDSGRUP=10 -----									
HAST	11	81.43601480	7.67315924	72.75000000	98.64406780	2.31354456	895.79616283	58.87737271	9.422
TIDSFB	11	44.53608247	3.86288536	36.49484536	49.48453608	1.16470376	489.89690722	14.92188330	8.674

STRÆKNINGSHAST VEJ 115 MOD KØGE
ONS 13 5 81 KL. 1545 - 1645 KM 81.42 - 80.45

. 1158138003

16:18 MONDAY, JUNE 14, 1982 33

SORTERET LISTE - ALLE BILTYPER - I TIDSGRUPPER

----- TIDSGRUP=1 -----

OBS	TYPE	STARTTID	HAST	TIDSFB
1	1	33.43	81.9718	43.9175
2	2	33.51	86.8657	41.4433
3	1	33.58	89.5385	40.2062
4	2	33.70	78.6486	45.7732
5	3	34.91	81.9718	43.9175
6	1	35.83	78.6486	45.7732
7	3	36.11	90.9375	39.5876
8	1	36.26	79.7260	45.1546
9	2	36.75	77.6000	46.3918
10	1	36.76	83.1429	43.2990
11	1	36.79	78.6486	45.7732
12	1	37.36	84.3478	42.6804
13	1	37.70	80.8333	44.5361
14	1	38.35	83.1429	43.2990
15	1	38.65	97.0000	37.1134
16	1	38.77	74.6154	48.2474
17	1	38.85	81.9718	43.9175
18	4	39.87	68.4706	52.5773
19	1	39.88	66.8966	53.8144

----- TIDSGRUP=2 -----

OBS	TYPE	STARTTID	HAST	TIDSFB
20	3	40.32	84.3478	42.6804
21	1	40.33	92.3810	38.9691
22	4	41.18	77.6000	46.3918
23	1	41.20	78.6486	45.7732
24	5	41.44	76.5789	47.0103
25	5	41.57	77.6000	46.3918
26	5	41.61	77.6000	46.3918
27	1	41.63	76.5789	47.0103
28	1	41.71	76.5789	47.0103
29	1	41.74	77.6000	46.3918
30	4	41.93	68.4706	52.5773
31	2	42.00	66.1364	54.4330
32	5	42.05	66.1364	54.4330
33	1	42.08	66.1364	54.4330
34	1	42.10	66.1364	54.4330
35	1	42.12	66.1364	54.4330
36	1	42.13	64.6667	55.6701
37	1	42.15	64.6667	55.6701
38	1	42.18	65.3933	55.0515
39	1	42.20	66.1364	54.4330
40	1	42.22	64.6667	55.6701
41	1	42.25	65.3933	55.0515
42	1	42.26	65.3933	55.0515
43	2	42.31	65.3933	55.0515

STRÆKNINGSHAST VEJ 115 MOD KØGE
 ONS 13 5 81 KL. 1545 - 1645 KM 81.42 - 80.45 . 1158138003

16:18 MONDAY, JUNE 14, 1982 34

SORTERET LISTE - ALLE BILTYPER - I TIDSGRUPPER

TIDSGRUP=2

OBS	TYPE	STARTTID	HAST	TIDSFB
44	1	42.33	65.3933	55.0515
45	2	42.34	65.3933	55.0515
46	3	42.36	63.9560	56.2887
47	1	42.37	66.1364	54.4330
48	1	42.39	65.3933	55.0515
49	1	42.42	65.3933	55.0515
50	1	42.45	66.8966	53.8144
51	1	42.47	66.8966	53.8144
52	1	42.53	68.4706	52.5773
53	1	43.10	86.8657	41.4433
54	3	43.90	74.6154	48.2474
55	1	44.47	89.5385	40.2062
56	1	45.55	79.7260	45.1546
57	1	45.56	89.5385	40.2062

TIDSGRUP=3

OBS	TYPE	STARTTID	HAST	TIDSFB
58	2	46.02	74.615	48.2474
59	1	46.08	74.615	48.2474
60	4	46.90	69.286	51.9588
61	3	46.93	63.261	56.9072
62	1	47.08	71.852	50.1031
63	1	47.25	77.600	46.3918
64	1	47.26	77.600	46.3918
65	2	47.28	76.579	47.0103
66	1	47.40	79.726	45.1546
67	1	47.77	74.615	48.2474
68	1	47.95	76.579	47.0103
69	1	48.35	85.588	42.0619
70	1	48.37	85.588	42.0619
71	1	48.63	83.143	43.2990
72	1	49.17	78.649	45.7732
73	1	49.24	83.143	43.2990
74	1	49.58	77.600	46.3918
75	1	50.26	118.776	30.3093
76	5	50.37	67.674	53.1959
77	1	50.60	86.866	41.4433
78	1	50.98	79.726	45.1546
79	1	51.07	79.726	45.1546
80	2	51.22	70.120	51.3402
81	1	51.84	90.938	39.5876

STRÆKNINGSHAST VEJ 3 MOD KASTRUP
ONS 1 4 81 KL. 1400 - 1453 KM 44.6 - 45.7 . 38114501

11:31 MONDAY, FEBRUARY 15, 1982 17

SORTERET LISTE - ALLE BILTYPER - I TIDSGRUPPER

----- TIDSGRUP=9 -----

OBS	TYPE	STARTTID	HAST	TIDSFB
728	1	74.03	92.958	38.7273
729	1	74.13	79.518	45.2727
730	1	74.14	95.652	37.6364
731	1	74.16	89.189	40.3636
732	2	74.22	76.744	46.9091
733	1	74.30	104.762	34.3636
734	2	74.38	75.862	47.4545
735	1	74.51	78.571	45.8182
736	1	74.54	78.571	45.8182
737	1	74.61	89.189	40.3636
738	1	74.70	94.286	38.1818
739	1	74.78	91.667	39.2727
740	1	74.83	94.286	38.1818
741	1	74.86	84.615	42.5455
742	1	74.90	86.842	41.4545
743	1	74.95	120.000	30.0000
744	1	75.01	86.842	41.4545
745	1	75.05	86.842	41.4545
746	1	75.06	100.000	36.0000
747	5	75.11	85.714	42.0000
748	1	75.16	81.481	44.1818
749	1	75.22	85.714	42.0000
750	1	75.26	95.652	37.6364
751	2	75.28	79.518	45.2727
752	1	75.29	94.286	38.1818
753	1	75.34	82.500	43.6364
754	1	75.35	95.652	37.6364
755	2	75.38	73.333	49.0909
756	1	75.48	100.000	36.0000

STRÆKNINGSHAST VEJ 115 MOD KØGE
ONS 13 5 81 KL. 1545 - 1645 KM 81.42 - 80.45

1158138003

16:18 MONDAY, JUNE 14, 1982 35

SORTERET LISTE - ALLE BILTYPER - I TIDSGRUPPER

----- TIDSGRUP=4 -----

OBS	TYPE	STARTTID	HAST	TIDSFB
82	1	52.15	83.143	43.2990
83	1	52.16	100.345	35.8763
84	1	52.17	100.345	35.8763
85	1	52.20	75.584	47.6289
86	1	52.23	76.579	47.0103
87	1	52.25	89.538	40.2062
88	2	52.26	77.600	46.3918
89	1	52.85	83.143	43.2990
90	1	52.86	81.972	43.9175
91	1	53.08	80.833	44.5361
92	2	53.12	77.600	46.3918
93	1	53.21	80.833	44.5361
94	3	53.58	80.833	44.5361
95	1	53.63	84.348	42.6804
96	1	54.20	86.866	41.4433
97	1	54.23	86.866	41.4433
98	2	54.42	70.120	51.3402
99	1	54.43	83.143	43.2990
100	1	54.45	83.143	43.2990
101	1	54.46	72.750	49.4845
102	1	54.50	72.750	49.4845
103	1	55.01	93.871	38.3505
104	1	55.04	88.182	40.8247
105	2	55.74	88.182	40.8247
106	2	55.89	77.600	46.3918
107	1	56.10	86.866	41.4433
108	1	56.20	88.182	40.8247
109	1	56.67	83.143	43.2990
110	1	57.02	92.381	38.9691
111	1	57.14	76.579	47.0103
112	1	57.36	78.649	45.7732
113	2	57.70	84.348	42.6804
114	1	57.78	77.600	46.3918
115	1	57.98	95.410	37.7320

----- TIDSGRUP=5 -----

OBS	TYPE	STARTTID	HAST	TIDSFB
116	1	58.00	88.182	40.8247
117	1	58.04	71.852	50.1031
118	1	58.05	79.726	45.1546
119	1	58.11	85.588	42.0619
120	1	58.12	85.588	42.0619
121	1	58.13	85.588	42.0619
122	2	58.20	71.852	50.1031
123	1	59.57	90.937	39.5876
124	1	60.33	84.348	42.6804

STRÆKNINGSHAST VEJ 115 MOD KØGE
ONS 13 5 81 KL. 1545 - 1645 KM 81.42 - 80.45

1158138003

16:18 MONDAY, JUNE 14, 1982 36

SORTERET LISTE - ALLE BILTYPER - I TIDSGRUPPER

TIDSGRUP=5

OBS	TYPE	STARTTID	HAST	TIDSFB
125	1	60.35	85.588	42.0619
126	1	60.51	86.866	41.4433
127	2	60.62	85.588	42.0619
128	1	60.72	95.410	37.7320
129	1	61.20	88.182	40.8247
130	1	61.22	85.588	42.0619
131	1	61.40	83.143	43.2990
132	1	61.56	105.818	34.0206
133	1	62.27	77.600	46.3918
134	4	62.47	70.120	51.3402
135	2	62.53	71.852	50.1031
136	1	62.54	74.615	48.2474
137	1	62.55	69.286	51.9588
138	2	62.57	68.471	52.5773
139	1	62.59	68.471	52.5773
140	1	63.96	97.000	37.1134
141	3	63.99	95.410	37.7320

TIDSGRUP=6

OBS	TYPE	STARTTID	HAST	TIDSFB
142	1	64.02	79.7260	45.1546
143	1	64.29	78.6486	45.7732
144	1	64.63	84.3478	42.6804
145	1	64.90	70.9756	50.7216
146	1	65.35	85.5882	42.0619
147	2	65.92	79.7260	45.1546
148	1	65.96	98.6441	36.4948
149	1	66.41	79.7260	45.1546
150	2	66.79	81.9718	43.9175
151	1	66.97	80.8333	44.5361
152	1	67.07	80.8333	44.5361
153	2	67.10	80.8333	44.5361
154	1	67.16	83.1429	43.2990
155	2	67.84	78.6486	45.7732
156	1	67.85	77.6000	46.3918
157	1	67.90	81.9718	43.9175
158	1	67.97	86.8657	41.4433
159	1	68.02	83.1429	43.2990
160	1	68.58	86.8657	41.4433
161	1	68.70	81.9718	43.9175
162	1	68.87	76.5789	47.0103
163	1	69.94	76.5789	47.0103

STRÆKNINGSHAST VEJ 115 MOD KØGE
ONS 13 5 81 KL. 1545 - 1645 KM 81.42 - 80.45

1158138003

16:18 MONDAY, JUNE 14, 1982 37

SORTERET LISTE - ALLE BILTYPER - I TIDSGRUPPER

----- TIDSGRUP=7 -----

OBS	TYPE	STARTTID	HAST	TIDSFB
164	1	70.25	89.5385	40.2062
165	1	70.41	75.5844	47.6289
166	1	70.47	73.6709	48.8660
167	1	71.08	83.1429	43.2990
168	1	71.33	81.9718	43.9175
169	2	71.65	72.7500	49.4845
170	2	71.92	75.5844	47.6289
171	1	71.93	73.6709	48.8660
172	1	72.85	77.6000	46.3918
173	1	73.11	93.8710	38.3505
174	1	73.25	89.5385	40.2062
175	1	73.75	85.5882	42.0619
176	1	74.20	88.1818	40.8247
177	1	74.22	88.1818	40.8247
178	2	74.77	75.5844	47.6289
179	1	74.78	81.9718	43.9175
180	1	74.79	75.5844	47.6289
181	2	74.82	74.6154	48.2474
182	1	75.05	83.1429	43.2990
183	1	75.24	81.9718	43.9175
184	1	75.53	85.5882	42.0619
185	2	75.58	74.6154	48.2474

----- TIDSGRUP=8 -----

OBS	TYPE	STARTTID	HAST	TIDSFB
186	1	76.33	67.6744	53.1959
187	1	76.37	70.1205	51.3402
188	1	76.39	70.9756	50.7216
189	1	76.64	74.6154	48.2474
190	1	78.28	80.8333	44.5361
191	1	78.74	84.3478	42.6804
192	1	79.09	98.6441	36.4948
193	2	79.45	76.5789	47.0103
194	5	79.50	77.6000	46.3918
195	1	79.52	76.5789	47.0103
196	1	79.56	77.6000	46.3918
197	1	79.85	97.0000	37.1134
198	2	80.31	84.3478	42.6804
199	1	80.34	85.5882	42.0619
200	2	80.75	80.8333	44.5361
201	1	81.03	72.7500	49.4845
202	1	81.10	78.6486	45.7732
203	1	81.72	85.5882	42.0619
204	1	81.80	95.4098	37.7320

STRÆKNINGSHAST VEJ 115 MOD KØGE
ONS 13 5 81 KL. 1545 - 1645 KM 81.42 - 80.45

1158138003

16:18 MONDAY, JUNE 14, 1982 38

SORTERET LISTE - ALLE BILTYPER - I TIDSGRUPPER

----- TIDSGRUP=9 -----

OBS	TYPE	STARTTID	HAST	TIDSFB
205	1	82.40	76.5789	47.0103
206	1	82.51	83.1429	43.2990
207	1	82.53	84.3478	42.6804
208	1	82.58	83.1429	43.2990
209	1	82.60	83.1429	43.2990
210	1	82.66	88.1818	40.8247
211	2	83.16	73.6709	48.8660
212	1	83.62	85.5882	42.0619
213	1	84.62	80.8333	44.5361
214	1	85.73	76.5789	47.0103
215	1	86.88	75.5844	47.6289
216	1	87.52	78.6486	45.7732
217	1	87.54	78.6486	45.7732
218	1	87.57	80.8333	44.5361
219	1	87.67	86.8657	41.4433
220	2	87.71	75.5844	47.6289

----- TIDSGRUP=10 -----

OBS	TYPE	STARTTID	HAST	TIDSFB
221	1	88.14	98.6441	36.4948
222	1	88.17	79.7260	45.1546
223	1	88.19	80.8333	44.5361
224	1	88.24	72.7500	49.4845
225	1	88.29	75.5844	47.6289
226	4	88.48	83.1429	43.2990
227	1	88.64	76.5789	47.0103
228	1	88.75	79.7260	45.1546
229	1	88.77	78.6486	45.7732
230	1	88.79	75.5844	47.6289
231	1	89.75	88.1818	40.8247
232	1	89.80	89.5385	40.2062

STRÆKNINGSHAST VEJ 115 MOD KØGE
TIR 19 5 81 KL. 1340 - 1530 KM 81.42 - 80.45 . 1158138004

16:18 MONDAY, JUNE 14, 1982 64

HASTIGHEDSFORDELING FOR ALLE BILTYPER

TABLE OF TYPE BY HAST

TYPE	HAST						
FREQUENCY PERCENT ROW PCT COL PCT	6	7	8	9	10	11	TOTAL
1	3 0.86 1.17 60.00	52 14.94 20.23 59.77	129 37.07 50.19 76.33	59 16.95 22.96 81.94	11 3.16 4.28 91.67	3 0.86 1.17 100.00	257 73.85
2	1 0.29 1.25 20.00	32 9.20 40.00 36.78	35 10.06 43.75 20.71	11 3.16 13.75 15.28	1 0.29 1.25 8.33	0 0.00 0.00 0.00	80 22.99
5	0 0.00 0.00 0.00	1 0.29 20.00 1.15	2 0.57 40.00 1.18	2 0.57 40.00 2.78	0 0.00 0.00 0.00	0 0.00 0.00 0.00	5 1.44
6	1 0.29 16.67 20.00	2 0.57 33.33 2.30	3 0.86 50.00 1.78	0 0.00 0.00 0.00	0 0.00 0.00 0.00	0 0.00 0.00 0.00	6 1.72
TOTAL	5 1.44	87 25.00	169 48.56	72 20.69	12 3.45	3 0.86	348 100.00

STRÆKNINGSHAST VEJ 115 MOD KØGE
TIR 19 5 81 KL. 1340 - 1530 KM 81.42 - 80.45

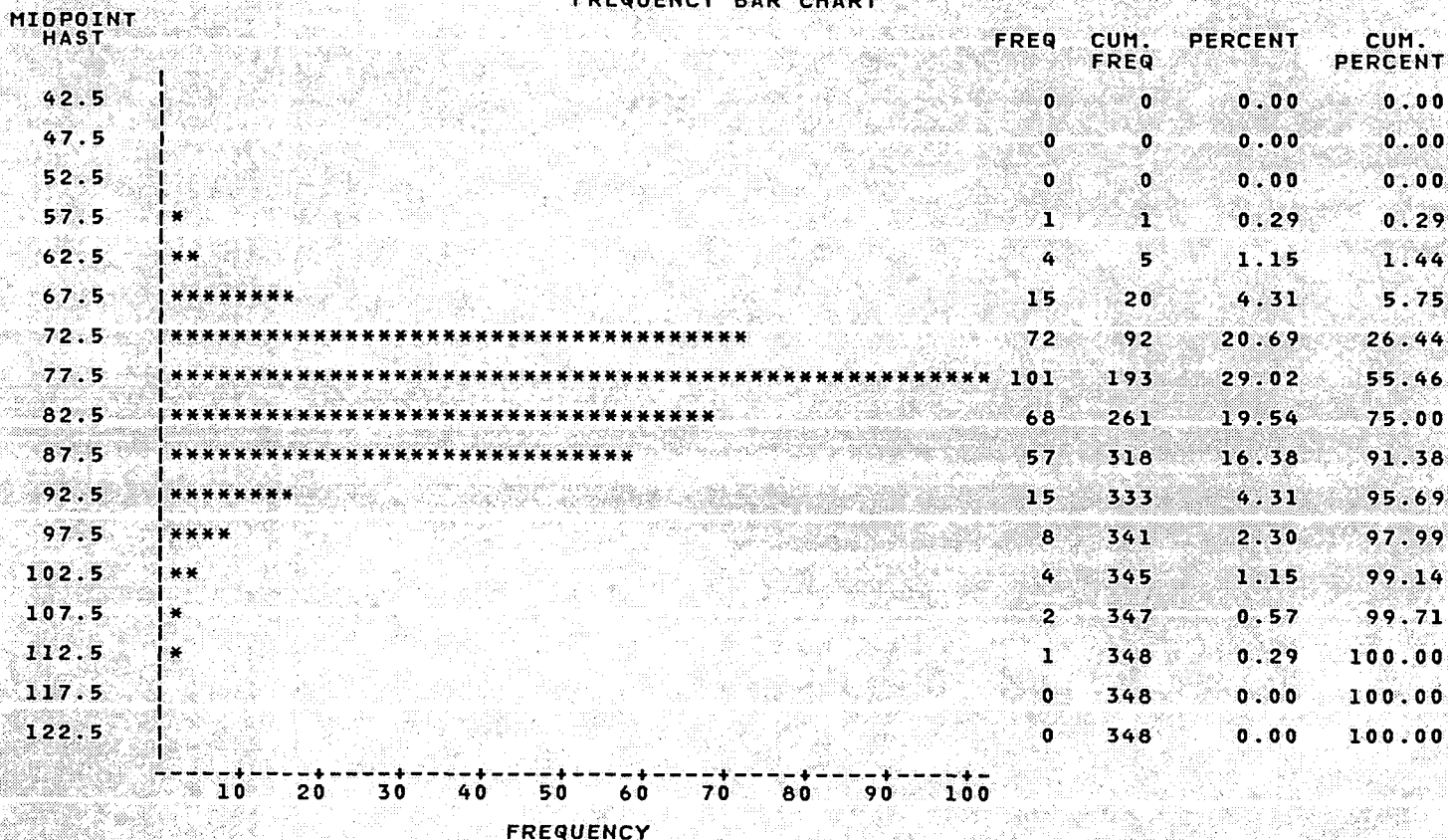
1158138004

16:18 MONDAY, JUNE 14, 1982

63

HASTIGHEDSFORDELING FOR ALLE BILTYPER

FREQUENCY BAR CHART



STRÆKNINGSHAST VEJ 115 MOD KØGE
TIR 19 5 81 KL. 1340 - 1530 KM 81.42 - 80.45

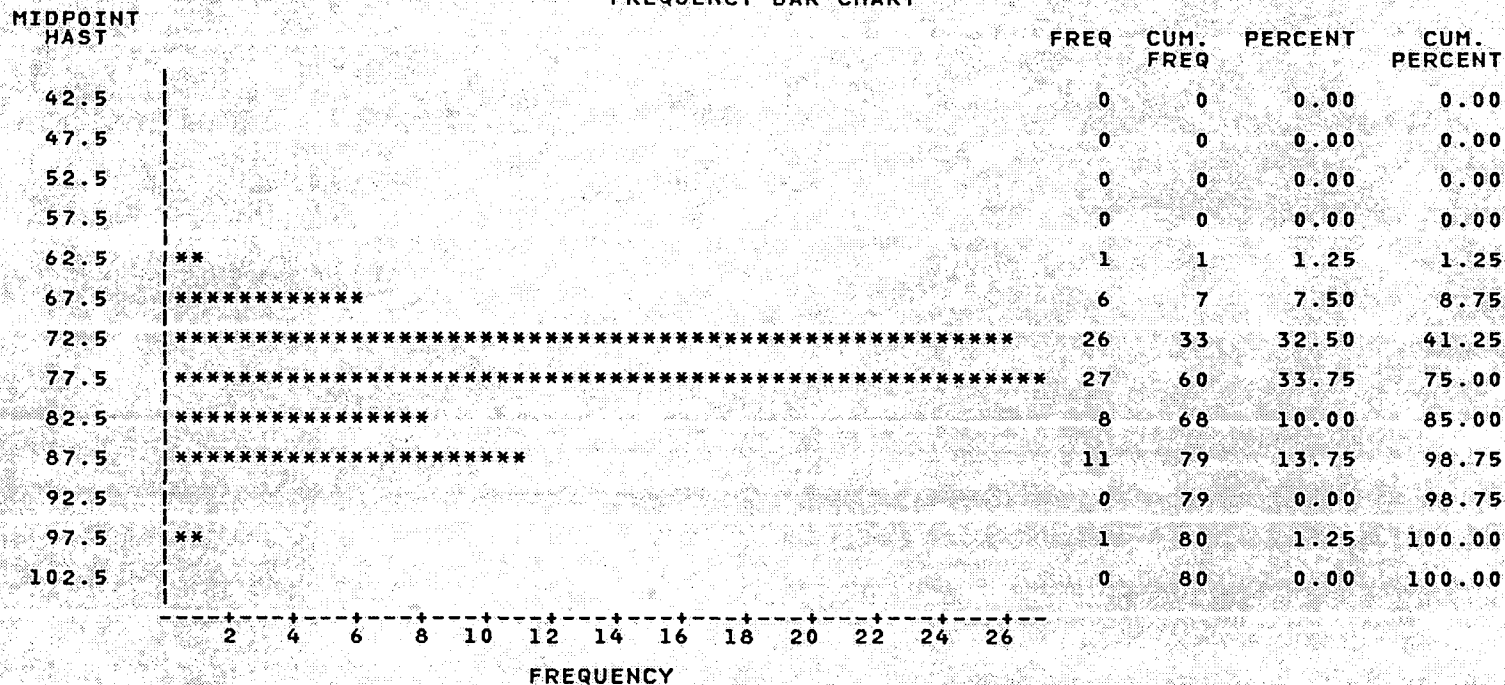
1158138004

16:18 MONDAY, JUNE 14, 1982

62

HASTIGHEDSFORDELING FOR LASTBILER

FREQUENCY BAR CHART



STRÆKNINGSHAST VEJ 115 MOD KØGE
TIR 19 5 81 KL. 1340 - 1530 KM 81.42 - 80.45

. 1158138004

16:18 MONDAY, JUNE 14, 1982

61

HASTIGHEDSFORDELING FOR PERSONBILER

FREQUENCY BAR CHART

MIDPOINT
HAST

FREQ	CUM. FREQ	PERCENT	CUM. PERCENT
0	0	0.00	0.00
0	0	0.00	0.00
0	0	0.00	0.00
1	1	0.39	0.39
2	3	0.78	1.17
9	12	3.50	4.67
43	55	16.73	21.40
70	125	27.24	48.64
59	184	22.96	71.60
46	230	17.90	89.49
13	243	5.06	94.55
7	250	2.72	97.28
4	254	1.56	98.83
2	256	0.78	99.61
1	257	0.39	100.00
0	257	0.00	100.00
0	257	0.00	100.00

42.5
47.5
52.5
57.5
62.5
67.5
72.5
77.5
82.5
87.5
92.5
97.5
102.5
107.5
112.5
117.5
122.5

5 10 15 20 25 30 35 40 45 50 55 60 65 70

FREQUENCY

STRÆKNINGSHAST VEJ 115 MOD KØGE
TIR 19 5 81 KL. 1340 - 1530 KM 81.42 - 80.45

1158138004 16:18 MONDAY, JUNE 14, 1982 60

GENNEMSNITSMAL FOR BILER FORDELT EFTER TYPE
TYPE=1

VARIABLE	N	MEAN	STANDARD DEVIATION	MINIMUM VALUE	MAXIMUM VALUE	STD ERROR OF MEAN	SUM	VARIANCE	C.V.
HAST	257	81.25099515	8.04030344	58.20000000	111.92307692	0.50154035	20881.505755	64.64647934	9.896
TIDSFB	257	44.72862931	4.33732862	32.16494845	61.85567010	0.27055513	11495.257732	18.81241954	9.697
----- TYPE=2 -----									
HAST	80	76.90626056	6.39311720	61.26315789	95.40983607	0.71477223	6152.5008444	40.87194752	8.313
TIDSFB	80	47.12628866	3.87614480	37.73195876	58.76288660	0.43336616	3770.1030928	15.02449849	8.225
----- TYPE=5 -----									
HAST	5	82.45893348	9.82785731	70.12048193	92.38095238	4.39515140	412.29466739	96.58677934	11.918
TIDSFB	5	44.16494845	5.33180089	38.96907216	51.34020619	2.38445385	220.82474227	28.42810075	12.072
----- TYPE=6 -----									
HAST	6	74.36690105	5.61191706	63.95604396	79.72602740	2.29105555	446.20140628	31.49361314	7.546
TIDSFB	6	48.65979381	4.00233750	45.15463918	56.28865979	1.63394744	291.95876289	16.01870549	8.225

STRÆKNINGSHAST VEJ 115 MOD KØGE
TIR 19 5 81 KL. 1340 - 1530 KM 81.42 - 80.45

1158138004

16:18 MONDAY, JUNE 14, 1982 59

GENNEMSNITSMAL FOR ALLE BILER I TIDSGRUPPER
TIDSGRUP=11

VARIABLE	N	MEAN	STANDARD DEVIATION	MINIMUM VALUE	MAXIMUM VALUE	STD ERROR OF MEAN	SUM	VARIANCE	C.V.
HAST	21	78.38600743	10.99918923	65.39325843	107.77777778	2.40021987	1646.1061561	120.98216364	14.032
TIDSFB	21	46.74521355	6.20277430	33.40206186	55.05154639	1.35355632	981.6494845	38.47440900	13.269

TIDSGRUP=12

HAST	17	74.50251825	5.49478592	65.39325843	81.97183099	1.33268134	1266.5428103	30.19267230	7.375
TIDSFB	17	48.57489388	3.67324291	43.91752577	55.05154639	0.89089227	825.7731959	13.49271348	7.562

TIDSGRUP=13

HAST	19	82.81219355	6.90395069	72.75000000	95.40983607	1.58387491	1573.4316775	47.66453509	8.337
TIDSFB	19	43.75474769	3.59403448	37.73195876	49.48453608	0.82452806	831.3402062	12.91708387	8.214

TIDSGRUP=14

HAST	10	79.73470794	5.82829996	74.61538462	95.40983607	1.84307028	797.34707938	33.96908041	7.310
TIDSFB	10	45.34020619	2.90202065	37.73195876	48.24742268	0.91769951	453.40206186	8.42172388	6.401

TIDSGRUP=15

HAST	9	78.14140475	5.27646922	70.97560976	88.18181818	1.75882307	703.27264274	27.84112746	6.752
TIDSFB	9	46.25429553	3.07382505	40.82474227	50.72164948	1.02460835	416.28865979	9.44840047	6.645

TIDSGRUP=16

HAST	24	79.03626705	7.02151945	70.97560976	103.92857143	1.43326166	1896.8704092	49.30173539	8.884
TIDSFB	24	45.85051546	3.57579696	34.63917526	50.72164948	0.72990650	1100.4123711	12.78632392	7.799

TIDSGRUP=17

HAST	35	79.87983285	8.46178724	61.91489362	97.00000000	1.43030310	2795.7941496	71.60184329	10.593
TIDSFB	35	45.57879234	5.01570006	37.11340206	58.14432990	0.84780805	1595.2577320	25.15724708	11.004

TIDSGRUP=18

HAST	24	85.20478201	8.91132124	73.67088608	109.81132075	1.81901583	2044.9147683	79.41164633	10.459
TIDSFB	24	42.65463918	4.05606210	32.78350515	48.86597938	0.82794021	1023.7113402	16.45163973	9.509

STRÆKNINGSFAST VEJ 3 MOD KASTRUP
 ONS 1 4 81 KL 1630 - 1700 KM 44.6 - 45.7 . 38114502

11:31 MONDAY, FEBRUARY 15, 1982 38

GENNEMSNITSMAL FOR BILER FORDELT EFTER TYPE
 TYPE=1

VARIABLE	N	MEAN	STANDARD DEVIATION	MINIMUM VALUE	MAXIMUM VALUE	STD ERROR OF MEAN	SUM	VARIANCE	C.V.
HAST	479	91.50067306	9.25223699	58.40707965	124.52830189	0.42274550	43828.822394	85.60388931	10.112
TIDSFB	479	39.77035491	4.27095741	28.90909091	61.63636364	0.19514503	19050.000000	18.24107721	10.739

TYPE=2

HAST	26	76.84680322	8.44064333	58.40707965	95.65217391	1.65534635	1998.0168838	71.24445983	10.984
TIDSFB	26	47.41258741	5.44782803	37.63636364	61.63636364	1.06840698	1232.7272727	29.67883026	11.490

TYPE=5

HAST	2	72.15053763	1.67272572	70.96774194	73.33333333	1.18279570	144.30107527	2.79801133	2.318
TIDSFB	2	49.90909091	1.15708382	49.09090909	50.72727273	0.81818182	99.81818182	1.33884298	2.318

TYPE=6

HAST	1	74.15730337	.	74.15730337	74.15730337	.	74.15730337	.	.
TIDSFB	1	48.54545455	.	48.54545455	48.54545455	.	48.54545455	.	.

STRÆKNINGSHAST VEJ 115 MOD KØGE
TIR 19 5 81 KL. 1340 - 1530 KM 81.42 - 80.45 . 1158138004

16:18 MONDAY, JUNE 14, 1982 58

GENNEMSNITSMAL FOR ALLE BILER I TIDSGRUPPER
TIDSGRUP=1

VARIABLE	N	MEAN	STANDARD DEVIATION	MINIMUM VALUE	MAXIMUM VALUE	STD ERROR OF MEAN	SUM	VARIANCE	C.V.
HAST	11	78.92507020	4.78877011	69.28571429	86.86567164	1.44386852	868.17577221	22.93231921	6.067
TIDSFB	11	45.77319588	2.91444594	41.44329897	51.95876289	0.87873851	503.50515464	8.49399511	6.367
----- TIDSGRUP=2 -----									
HAST	16	75.56393771	6.92937877	58.20000000	85.58823529	1.73234469	1209.0230034	48.01629012	9.170
TIDSFB	16	48.05412371	4.84278282	42.06185567	61.85567010	1.21069570	768.8659794	23.45254544	10.078
----- TIDSGRUP=3 -----									
HAST	14	85.18081169	9.66681682	71.85185185	103.92857143	2.58356547	1192.5313636	93.44734741	11.349
TIDSFB	14	42.76877761	4.82716430	34.63917526	50.10309278	1.29011392	598.7628866	23.30151515	11.287
----- TIDSGRUP=4 -----									
HAST	27	77.08295035	6.36610669	70.12048193	95.40983607	1.22515780	2081.2396594	40.52731433	8.259
TIDSFB	27	46.98739977	3.58829118	37.73195876	51.34020619	0.69056696	1268.6597938	12.87583356	7.637
----- TIDSGRUP=5 -----									
HAST	38	79.05506580	5.90439335	70.12048193	93.87096774	0.95781908	3004.0925006	34.86186081	7.469
TIDSFB	38	45.77319588	3.24453560	38.35051546	51.34020619	0.52633318	1739.3814433	10.52701123	7.088
----- TIDSGRUP=6 -----									
HAST	20	83.23096235	6.77203222	66.89655172	93.87096774	1.51427244	1664.6192470	45.86042044	8.136
TIDSFB	20	43.54639175	3.81515149	38.35051546	53.81443299	0.85309381	870.9278351	14.55538091	8.761
----- TIDSGRUP=7 -----									
HAST	16	81.95058307	4.97721841	76.57894737	93.87096774	1.24430460	1311.2093291	24.77270306	6.073
TIDSFB	16	44.07216495	2.52019160	38.35051546	47.01030928	0.63004790	705.1546392	6.35136571	5.718
----- TIDSGRUP=8 -----									
HAST	15	86.81228395	9.65747558	77.60000000	111.92307692	2.49354947	1302.1842593	93.26683463	11.125
TIDSFB	15	41.89690722	4.15247699	32.16494845	46.39175258	1.07216495	628.4536082	17.24306515	9.911
----- TIDSGRUP=9 -----									
HAST	22	79.19203133	6.75007546	61.26315789	92.38095238	1.43912092	1742.2246892	45.56351867	8.524
TIDSFB	22	45.80131209	4.24480783	38.96907216	58.76288660	0.90499607	1007.6288660	18.01839355	9.268
----- TIDSGRUP=10 -----									
HAST	10	79.29231559	8.41677592	63.95604396	89.53846154	2.66161825	792.92315592	70.84211684	10.615
TIDSFB	10	45.89690722	5.20633867	40.20618557	56.28865979	1.64638885	458.96907216	27.10596238	11.344

STRÆKNINGSHAST VEJ 115 MOD KØGE
TIR 19 5 81 KL. 1340 - 1530 KM 81.42 - 80.45

1158138004

16:18 MONDAY, JUNE 14, 1982 57

GENNEMSNITSMAL FOR PERSONBILER I TIDSGRUPPER
TIDSGRUP=11

VARIABLE	N	MEAN	STANDARD DEVIATION	MINIMUM VALUE	MAXIMUM VALUE	STD ERROR OF MEAN	SUM	VARIANCE	C.V.
HAST	13	83.22155383	10.95277407	65.39325843	107.77777778	3.03775296	1081.8801998	119.96325977	13.161
TIDSFB	13	43.96510706	5.92471386	33.40206186	55.05154639	1.64321997	571.5463918	35.10223436	13.476
----- TIDSGRUP=12 -----									
HAST	12	74.92521928	5.55140379	65.39325843	81.97183099	1.60255224	899.10263139	30.81808404	7.409
TIDSFB	12	48.29896907	3.70626019	43.91752577	55.05154639	1.06990516	579.58762887	13.73636460	7.674
----- TIDSGRUP=13 -----									
HAST	15	82.42133446	6.32812689	72.75000000	95.40983607	1.63391534	1236.3200169	40.04518992	7.678
TIDSFB	15	43.91752577	3.35555303	37.73195876	49.48453608	0.86640007	658.7628866	11.25973612	7.641
----- TIDSGRUP=14 -----									
HAST	5	81.00750028	8.35972326	74.61538462	95.40983607	3.73858190	405.03750138	69.88497298	10.320
TIDSFB	5	44.78350515	4.16321287	37.73195876	48.24742268	1.86184540	223.91752577	17.33234138	9.296
----- TIDSGRUP=15 -----									
HAST	7	79.53037391	5.02224320	71.85185185	88.18181818	1.89822951	556.71261740	25.22292680	6.315
TIDSFB	7	45.41973490	2.85380064	40.82474227	50.10309278	1.07863525	317.93814433	8.14417807	6.283
----- TIDSGRUP=16 -----									
HAST	18	79.60222704	7.30768340	72.75000000	103.92857143	1.72243750	1432.8400868	53.40223667	9.180
TIDSFB	18	45.53264605	3.57631194	34.63917526	49.48453608	0.84294481	819.5876289	12.79000706	7.854
----- TIDSGRUP=17 -----									
HAST	32	80.30510470	8.70323135	61.91489362	97.00000000	1.53852848	2569.7633504	75.74623592	10.838
TIDSFB	32	45.36726804	5.17666975	37.11340206	58.14432990	0.91511457	1451.7525773	26.79790969	11.411
----- TIDSGRUP=18 -----									
HAST	22	85.28107618	9.31445686	73.67088608	109.81132075	1.98584887	1876.1836759	86.75910654	10.922
TIDSFB	22	42.65229616	4.24051344	32.78350515	48.86597938	0.90408050	938.3505155	17.98195428	9.942

STRÆKNINGSKORT VEJ 115 MOD KØGE
TIR 19 5 81 KL. 1340 - 1530 KM 81.42 - 80.45

16:18 MONDAY, JUNE 14, 1982 56

GENNEMSNITSMÅL FOR PERSONBILER I TIDSGRUPPER
TIDSGRUP=1

VARIABLE	N	MEAN	STANDARD DEVIATION	MINIMUM VALUE	MAXIMUM VALUE	STD ERROR OF MEAN	SUM	VARIANCE	C.V.
HAST	9	78.82869430	3.81044663	69.28571429	81.97183099	1.27014888	709.45824871	14.51950353	4.834
TIDSFB	9	45.77319588	2.43526017	43.91752577	51.95876289	0.81175339	411.95876289	5.93049208	5.320
----- TIDSGRUP=2 -----									
HAST	11	75.59786432	8.26534115	58.20000000	85.58823529	2.49209412	831.57650757	68.31586437	10.933
TIDSFB	11	48.19119025	5.79237676	42.06185567	61.85567010	1.74646730	530.10309278	33.55162852	12.020
----- TIDSGRUP=3 -----									
HAST	12	87.25071881	8.80734080	73.67088608	103.92857143	2.54246029	1047.0086257	77.56925205	10.094
TIDSFB	12	41.64948454	4.23103087	34.63917526	48.86597938	1.22139341	499.7938144	17.90162224	10.159
----- TIDSGRUP=4 -----									
HAST	21	77.85268945	6.91187657	70.12048193	95.40983607	1.50829512	1634.9064785	47.77403772	8.878
TIDSFB	21	46.56848306	3.88334832	37.73195876	51.34020619	0.84741608	977.9381443	15.08039415	8.339
----- TIDSGRUP=5 -----									
HAST	26	80.78482697	6.08392293	73.67088608	93.87096774	1.19315545	2100.4055011	37.01411819	7.531
TIDSFB	26	44.79777954	3.25044608	38.35051546	48.86597938	0.63746492	1164.7422680	10.56539974	7.256
----- TIDSGRUP=6 -----									
HAST	15	82.37329044	7.24189997	66.89655172	93.87096774	1.86985053	1235.5993566	52.44511524	8.792
TIDSFB	15	44.04123711	4.13753207	38.35051546	53.81443299	1.06830619	660.6185567	17.11917161	9.395
----- TIDSGRUP=7 -----									
HAST	12	83.39847776	4.94351155	78.64864865	93.87096774	1.42706886	1000.7817331	24.43830641	5.928
TIDSFB	12	43.29896907	2.44594900	38.35051546	45.77319588	0.70608466	519.5876289	5.98266650	5.649
----- TIDSGRUP=8 -----									
HAST	10	87.65308055	11.35965660	77.60000000	111.92307692	3.59223883	876.53080549	129.04179803	12.960
TIDSFB	10	41.62886598	4.80947448	32.16494845	46.39175258	1.52088937	416.28865979	23.13104474	11.553
----- TIDSGRUP=9 -----									
HAST	12	82.51015399	4.71007136	72.75000000	92.38095238	1.35968048	990.12184783	22.18477219	5.708
TIDSFB	12	43.76288660	2.53155240	38.96907216	49.48453608	0.73079623	525.15463918	6.40875757	5.785
----- TIDSGRUP=10 -----									
HAST	5	79.45531402	6.09952189	71.85185185	86.86567164	2.72778911	397.27657008	37.20416724	7.677
TIDSFB	5	45.52577320	3.54255367	41.44329897	50.10309278	1.58427816	227.62886598	12.54968647	7.781

STRÆKNINGSHAST VEJ 115 MOD KØGE
TIR 19 5 81 KL. 1340 - 1530 KM 81.42 - 80.45

1158138004

16:18 MONDAY, JUNE 14, 1982

46

SORTERET LISTE - ALLE BILTYPER - I TIDSGRUPPER

----- TIDSGRUP=1 -----

OBS	TYPE	STARTTID	HAST	TIDSFB
1	1	17.38	69.2857	51.9588
2	1	18.35	79.7260	45.1546
3	2	18.75	86.8657	41.4433
4	2	19.23	71.8519	50.1031
5	1	19.25	77.6000	46.3918
6	1	19.44	79.7260	45.1546
7	1	19.81	80.8333	44.5361
8	1	19.95	78.6486	45.7732
9	3	19.99	80.8333	44.5361
10	1	21.70	81.9718	43.9175
11	1	22.36	80.8333	44.5361

----- TIDSGRUP=2 -----

OBS	TYPE	STARTTID	HAST	TIDSFB
12	2	24.20	77.6000	46.3918
13	1	24.23	84.3478	42.6804
14	2	24.28	77.6000	46.3918
15	1	24.51	75.5844	47.6289
16	1	24.84	85.5882	42.0619
17	2	25.14	73.6709	48.8660
18	1	25.31	70.9756	50.7216
19	1	25.37	68.4706	52.5773
20	2	26.00	77.6000	46.3918
21	2	26.89	70.9756	50.7216
22	1	27.08	70.9756	50.7216
23	1	27.53	73.6709	48.8660
24	1	27.83	58.2000	61.8557
25	1	28.51	81.9718	43.9175
26	1	28.57	83.1429	43.2990
27	1	29.37	78.6486	45.7732

----- TIDSGRUP=3 -----

OBS	TYPE	STARTTID	HAST	TIDSFB
28	1	31.10	86.866	41.4433
29	3	31.11	93.871	38.3505
30	1	31.16	90.937	39.5876
31	1	31.87	73.671	48.8660
32	1	32.46	76.579	47.0103
33	2	32.56	73.671	48.8660
34	2	32.71	71.852	50.1031
35	1	33.07	76.579	47.0103
36	1	34.64	103.929	34.6392
37	1	35.06	84.348	42.6804

STRÆKNINGSHAST VEJ 115 MOD KØGE
TIR 19 5 81 KL. 1340 - 1530 KM 81.42 - 80.45

1158138004

16:18 MONDAY, JUNE 14, 1982

47

SORTERET LISTE - ALLE BILTYPER - I TIDSGRUPPER

----- TIDSGRUP=3 -----

OBS	TYPE	STARTTID	HAST	TIDSFB
38	1	35.45	88.1818	40.8247
39	3	35.52	88.1818	40.8247
40	3	35.81	97.0000	37.1134
41	3	35.86	86.8657	41.4433

----- TIDSGRUP=4 -----

OBS	TYPE	STARTTID	HAST	TIDSFB
42	1	36.84	74.6154	48.2474
43	1	37.06	85.5882	42.0619
44	3	37.11	79.7260	45.1546
45	1	37.28	85.5882	42.0619
46	3	37.29	85.5882	42.0619
47	1	37.31	83.1429	43.2990
48	2	37.81	72.7500	49.4845
49	1	37.83	72.7500	49.4845
50	1	37.86	70.1205	51.3402
51	1	37.89	71.8519	50.1031
52	2	38.29	75.5844	47.6289
53	1	38.77	71.8519	50.1031
54	3	38.89	95.4098	37.7320
55	1	39.81	83.1429	43.2990
56	2	40.49	79.7260	45.1546
57	3	40.52	79.7260	45.1546
58	3	40.59	85.5882	42.0619
59	4	41.34	72.7500	49.4845
60	4	41.36	71.8519	50.1031
61	4	41.48	73.6709	48.8660
62	1	41.50	72.7500	49.4845
63	3	41.53	73.6709	48.8660
64	1	41.56	72.7500	49.4845
65	1	41.61	71.8519	50.1031
66	1	41.65	73.6709	48.8660
67	1	41.67	71.8519	50.1031
68	1	41.70	73.6709	48.8660

STRÆKNINGSHAST VEJ 115 MOD KØGE
TIR 19 5 81 KL. 1340 - 1530 KM 81.42 - 80.45

1158138004 16:18 MONDAY, JUNE 14, 1982

SORTERET LISTE - ALLE BILTYPER - I TIDSGRUPPER

TIDSGRUP=5

OBS	TYPE	STARTTID	HAST	TIDSFB
69	6	42.13	79.7260	45.1546
70	1	42.14	88.1818	40.8247
71	6	42.37	73.6709	48.8660
72	1	42.62	74.6154	48.2474
73	2	42.70	77.6000	46.3918
74	3	42.72	77.6000	46.3918
75	1	42.90	77.6000	46.3918
76	1	43.04	83.1429	43.2990
77	5	43.41	70.1205	51.3402
78	1	43.53	83.1429	43.2990
79	1	43.59	85.5882	42.0619
80	3	43.59	76.5789	47.0103
81	5	43.90	80.8333	44.5361
82	2	43.92	74.6154	48.2474
83	4	43.96	72.7500	49.4845
84	3	44.01	73.6709	48.8660
85	1	44.11	89.5385	40.2062
86	1	44.45	73.6709	48.8660
87	2	44.47	72.7500	49.4845
88	2	44.54	73.6709	48.8660
89	3	44.59	75.5844	47.6289
90	1	44.64	77.6000	46.3918
91	3	44.68	77.6000	46.3918
92	3	44.83	83.1429	43.2990
93	1	44.99	74.6154	48.2474
94	1	45.21	74.6154	48.2474
95	3	45.26	75.5844	47.6289
96	1	45.33	75.5844	47.6289
97	1	45.35	83.1429	43.2990
98	1	45.36	77.6000	46.3918
99	4	45.45	77.6000	46.3918
100	1	46.04	88.1818	40.8247
101	1	46.10	93.8710	38.3505
102	1	46.12	90.9375	39.5876
103	1	46.31	80.8333	44.5361
104	3	46.84	88.1818	40.8247
105	2	47.20	77.6000	46.3918
106	2	47.99	72.7500	49.4845

STRÆKNINGSHAST VEJ 115 MOD KØGE
TIR 19 5 81 KL. 1340 - 1530 KM 81.42 - 80.45 . 1158138004

16:18 MONDAY, JUNE 14, 1982 49

SORTERET LISTE - ALLE BILTYPER - I TIDSGRUPPER

----- TIDSGRUP=6 -----

OBS	TYPE	STARTTID	HAST	TIDSFB
107	1	48.02	74.6154	48.2474
108	1	48.04	71.8519	50.1031
109	1	48.23	93.8710	38.3505
110	1	48.30	78.6486	45.7732
111	1	48.49	81.9718	43.9175
112	1	48.92	85.5882	42.0619
113	4	49.02	85.5882	42.0619
114	4	49.07	83.1429	43.2990
115	1	49.57	79.7260	45.1546
116	1	49.58	88.1818	40.8247
117	2	49.74	88.1818	40.8247
118	2	49.82	79.7260	45.1546
119	1	50.22	85.5882	42.0619
120	1	50.37	79.7260	45.1546
121	3	50.50	84.3478	42.6804
122	1	50.73	88.1818	40.8247
123	1	50.91	66.8966	53.8144
124	1	51.42	89.5385	40.2062
125	1	53.24	86.8657	41.4433
126	5	53.85	92.3810	38.9691

----- TIDSGRUP=7 -----

OBS	TYPE	STARTTID	HAST	TIDSFB
127	1	54.32	90.9375	39.5876
128	3	54.64	81.9718	43.9175
129	1	54.86	85.5882	42.0619
130	1	55.57	85.5882	42.0619
131	1	56.20	80.8333	44.5361
132	2	57.04	76.5789	47.0103
133	4	57.40	77.6000	46.3918
134	1	57.77	93.8710	38.3505
135	1	58.41	78.6486	45.7732
136	1	58.43	78.6486	45.7732
137	1	58.45	79.7260	45.1546
138	3	59.05	84.3478	42.6804
139	3	59.07	81.9718	43.9175
140	4	59.74	77.6000	46.3918
141	4	59.86	78.6486	45.7732
142	1	59.88	78.6486	45.7732

STRÆKNINGSHAST VEJ 115 MOD KØGE
TIR 19 5 81 KL. 1340 - 1530 KM 81.42 - 80.45

1158138004

16:18 MONDAY, JUNE 14, 1982 50

SORTERET LISTE - ALLE BILTYPER - I TIDSGRUPPER

----- TIDSGRUP=8 -----

OBS	TYPE	STARTTID	HAST	TIDSFB
143	1	60.20	85.588	42.0619
144	4	60.51	83.143	43.2990
145	2	60.66	88.182	40.8247
146	1	60.95	83.143	43.2990
147	1	61.66	88.182	40.8247
148	1	61.67	111.923	32.1649
149	1	61.76	77.600	46.3918
150	1	62.46	77.600	46.3918
151	1	63.07	102.105	35.2577
152	2	63.31	77.600	46.3918
153	1	63.60	79.726	45.1546
154	1	64.64	90.937	39.5876
155	1	65.14	79.726	45.1546
156	5	65.45	92.381	38.9691
157	2	65.54	84.348	42.6804

----- TIDSGRUP=9 -----

OBS	TYPE	STARTTID	HAST	TIDSFB
158	1	66.49	77.6000	46.3918
159	4	66.90	68.706	52.5773
160	1	66.98	72.7500	49.4845
161	2	67.14	72.7500	49.4845
162	2	67.34	61.2632	58.7629
163	1	67.65	83.1429	43.2990
164	1	67.69	86.8657	41.4433
165	6	67.86	74.6154	48.2474
166	2	67.94	86.8657	41.4433
167	2	67.99	77.6000	46.3918
168	3	68.09	92.3810	38.9691
169	2	68.84	75.5844	47.6289
170	2	69.09	79.7260	45.1546
171	2	69.33	78.6486	45.7732
172	1	70.85	83.1429	43.2990
173	1	70.90	81.9718	43.9175
174	1	70.95	81.9718	43.9175
175	3	71.63	84.3478	42.6804
176	3	71.68	83.1429	43.2990
177	1	71.72	81.9718	43.9175
178	1	71.78	80.8333	44.5361
179	2	71.83	76.5789	47.0103

STRÆKNINGSHAST VEJ 115 MOD KØGE
TIR 19 5 81 KL. 1340 - 1530 KM 81.42 - 80.45

1158138004 16:18 MONDAY, JUNE 14, 1982 51

SORTERET LISTE - ALLE BILTYPER - I TIDSGRUPPER

----- TIDSGRUP=10 -----

OBS	TYPE	STARTTID	HAST	TIDSFB
180	2	73.25	85.5882	42.0619
181	6	75.73	63.9560	56.2887
182	2	76.25	70.9756	50.7216
183	1	76.28	71.8519	50.1031
184	1	76.41	81.9718	43.9175
185	1	76.43	81.9718	43.9175
186	4	77.04	85.5882	42.0619
187	1	77.18	86.8657	41.4433
188	2	77.24	89.5385	40.2062
189	1	77.78	74.6154	48.2474

----- TIDSGRUP=11 -----

OBS	TYPE	STARTTID	HAST	TIDSFB
190	1	79.05	86.866	41.4433
191	2	79.54	74.615	48.2474
192	2	79.76	66.136	54.4330
193	2	79.79	66.897	53.8144
194	1	79.80	65.393	55.0515
195	1	79.83	65.393	55.0515
196	2	80.99	80.833	44.5361
197	1	81.34	79.726	45.1546
198	1	81.35	79.726	45.1546
199	1	81.80	88.182	40.8247
200	1	82.55	89.538	40.2062
201	1	82.58	88.182	40.8247
202	1	82.69	77.600	46.3918
203	1	82.70	88.182	40.8247
204	1	82.72	79.726	45.1546
205	1	83.29	107.778	33.4021
206	4	83.73	66.897	53.8144
207	4	83.75	66.897	53.8144
208	2	83.94	70.976	50.7216
209	4	83.97	70.976	50.7216
210	1	83.99	85.588	42.0619

STRÆKNINGSHAST VEJ 115 MOD KØGE
TIR 19 5 81 KL. 1340 - 1530 KM 81.42 - 80.45

1158138004

16:18 MONDAY, JUNE 14, 1982 52

SORTERET LISTE - ALLE BILTYPER - I TIDSGRUPPER

----- TIDSGRUP=12 -----

OBS	TYPE	STARTTID	HAST	TIDSFB
211	1	84.00	71.8519	50.1031
212	1	84.08	71.8519	50.1031
213	2	84.40	80.8333	44.5361
214	1	84.75	81.9718	43.9175
215	1	85.65	81.9718	43.9175
216	1	85.67	80.8333	44.5361
217	4	87.49	66.1364	54.4330
218	1	87.51	66.1364	54.4330
219	1	87.52	65.3933	55.0515
220	4	87.96	72.7500	49.4845
221	2	88.91	77.6000	46.3918
222	2	88.99	70.1205	51.3402
223	1	89.00	77.6000	46.3918
224	1	89.19	72.7500	49.4845
225	1	89.53	76.5789	47.0103
226	1	89.55	75.5844	47.6289
227	1	89.62	76.5789	47.0103

----- TIDSGRUP=13 -----

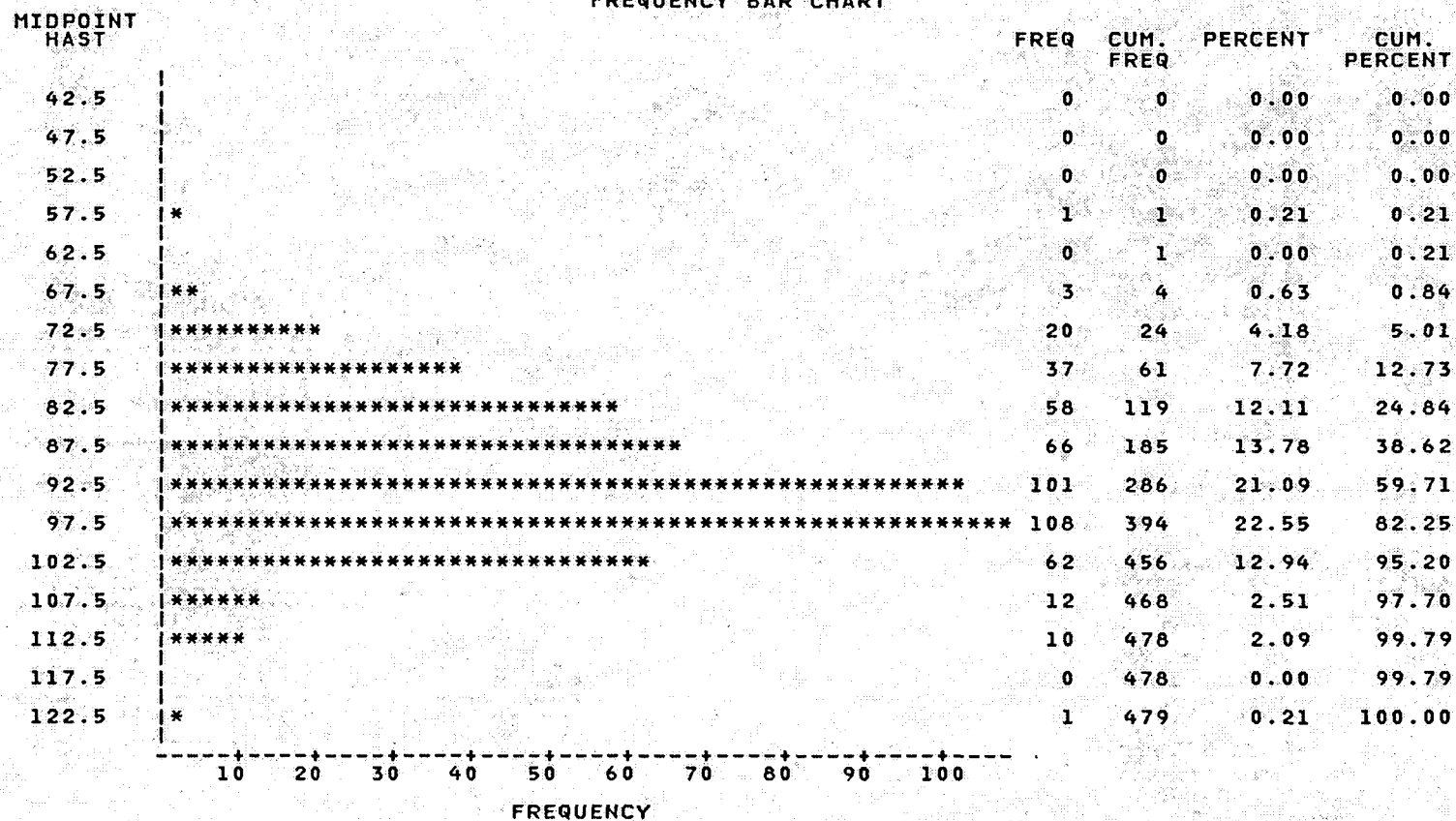
OBS	TYPE	STARTTID	HAST	TIDSFB
228	1	90.13	95.4098	37.7320
229	1	90.18	80.8333	44.5361
230	2	90.55	89.5385	40.2062
231	1	92.51	79.7260	45.1546
232	1	92.52	79.7260	45.1546
233	1	92.55	80.8333	44.5361
234	1	92.56	79.7260	45.1546
235	1	93.36	72.7500	49.4845
236	4	94.21	76.5789	47.0103
237	2	94.36	75.5844	47.6289
238	2	94.75	95.4098	37.7320
239	1	94.76	72.7500	49.4845
240	1	95.16	89.5385	40.2062
241	1	95.19	88.1818	40.8247
242	1	95.20	75.5844	47.6289
243	1	95.33	83.1429	43.2990
244	1	95.34	88.1818	40.8247
245	3	95.46	84.3478	42.6804
246	1	95.66	85.5882	42.0619

STRÆKNINGSHAST VEJ 3 MOD KASTRUP
ONS 1 4 81 KL. 1630 - 1700 KM 44.6 - 45.7

38114502 11:31 MONDAY, FEBRUARY 15, 1982 39

HASTIGHEDSFORDELING FOR PERSONBILER

FREQUENCY BAR CHART



STRÆKNINGSHAST VEJ 115 MOD KØGE
TIR 19 5.81 KL. 1340 - 1530 KM 81.42 - 80.45 . 1158138004

16:18 MONDAY, JUNE 14, 1982 53

SORTERET LISTE - ALLE BILTYPER - I TIDSGRUPPER

----- TIDSGRUP=14 -----

OBS	TYPE	STARTTID	HAST	TIDSFB
247	2	98.15	78.6486	45.7732
248	2	98.70	77.6000	46.3918
249	1	98.83	80.8333	44.5361
250	6	100.29	78.6486	45.7732
251	1	100.83	77.6000	46.3918
252	1	101.01	76.5789	47.0103
253	5	101.05	76.5789	47.0103
254	2	101.12	80.8333	44.5361
255	1	101.25	95.4098	37.7320
256	1	101.70	74.6154	48.2474

----- TIDSGRUP=15 -----

OBS	TYPE	STARTTID	HAST	TIDSFB
257	6	102.04	75.5844	47.6289
258	2	103.08	70.9756	50.7216
259	1	103.10	71.8519	50.1031
260	1	103.29	80.8333	44.5361
261	1	103.31	80.8333	44.5361
262	1	103.32	76.5789	47.0103
263	1	104.61	77.6000	46.3918
264	1	105.01	88.1818	40.8247
265	1	107.75	80.8333	44.5361

----- TIDSGRUP=16 -----

OBS	TYPE	STARTTID	HAST	TIDSFB
266	1	108.01	103.929	34.6392
267	2	108.64	71.852	50.1031
268	2	108.68	70.976	50.7216
269	1	108.87	73.671	48.8660
270	2	108.89	74.615	48.2474
271	1	108.90	72.750	49.4845
272	2	109.13	83.143	43.2990
273	1	109.41	80.833	44.5361
274	1	109.88	74.615	48.2474
275	2	110.19	76.579	47.0103
276	1	111.02	83.143	43.2990
277	2	111.20	86.866	41.4433
278	3	111.82	76.579	47.0103
279	3	112.15	79.726	45.1546
280	1	112.61	80.833	44.5361
281	1	112.85	79.726	45.1546
282	1	113.05	74.615	48.2474
283	1	113.08	75.584	47.6289

STRÆKNINGSHAST VEJ 115 MOD KØGE
TIR 19 5 81 KL. 1340 - 1530 KM 81.42 - 80.45

1158138004

16:18 MONDAY, JUNE 14, 1982 54

SORTERET LISTE - ALLE BILTYPER - I TIDSGRUPPER

----- TIDSGRUP=16 -----

OBS	TYPE	STARTTID	HAST	TIDSFB
284	1	113.10	88.1818	40.8247
285	1	113.13	75.5844	47.6289
286	3	113.15	74.6154	48.2474
287	1	113.27	83.1429	43.2990
288	1	113.43	75.5844	47.6289
289	1	113.59	79.7260	45.1546

----- TIDSGRUP=17 -----

OBS	TYPE	STARTTID	HAST	TIDSFB
290	1	114.11	84.3478	42.6804
291	3	114.30	95.4098	37.7320
292	3	114.45	89.5385	40.2062
293	1	114.61	89.5385	40.2062
294	3	114.69	88.1818	40.8247
295	1	115.14	73.6709	48.8660
296	3	115.17	70.9756	50.7216
297	2	115.30	76.5789	47.0103
298	1	115.31	75.5844	47.6289
299	1	115.34	76.5789	47.0103
300	3	115.37	77.6000	46.3918
301	1	115.54	93.8710	38.3505
302	1	115.57	83.1429	43.2990
303	1	115.59	81.9718	43.9175
304	1	116.50	79.7260	45.1546
305	1	116.51	83.1429	43.2990
306	1	116.53	80.8333	44.5361
307	3	116.62	85.5882	42.0619
308	1	116.64	85.5882	42.0619
309	3	116.73	88.1818	40.8247
310	1	117.48	79.7260	45.1546
311	4	117.64	77.6000	46.3918
312	3	117.73	73.6709	48.8660
313	1	117.80	77.6000	46.3918
314	3	117.83	78.6486	45.7732
315	1	117.85	78.6486	45.7732
316	1	117.88	78.6486	45.7732
317	1	118.07	97.0000	37.1134
318	1	118.81	61.9149	58.1443
319	1	118.90	66.1364	54.4330
320	1	118.91	65.3933	55.0515
321	1	118.92	64.6667	55.6701
322	2	119.11	71.8519	50.1031
323	1	119.69	85.5882	42.0619
324	3	119.85	78.6486	45.7732

STRÆKNINGSHAST VEJ 115 MOD KØGE
TIR 19 5 81 KL. 1340 - 1530 KM 81.42 - 80.45

1158138004

16:18 MONDAY, JUNE 14, 1982 55

SORTERET LISTE - ALLE BILTYPER - I TIDSGRUPPER

TIDSGRUP=18

OBS	TYPE	STARTTID	HAST	TIDSFB
325	3	120.19	81.972	43.9175
326	1	120.48	90.937	39.5876
327	1	120.52	76.579	47.0103
328	1	120.55	85.588	42.0619
329	1	120.57	79.726	45.1546
330	1	120.69	79.726	45.1546
331	1	120.71	77.600	46.3918
332	1	120.72	74.615	48.2474
333	1	121.22	103.929	34.6392
334	1	121.50	84.348	42.6804
335	1	121.69	79.726	45.1546
336	1	121.88	83.143	43.2990
337	1	122.25	109.811	32.7835
338	1	122.29	84.348	42.6804
339	1	122.63	92.381	38.9691
340	1	123.06	93.871	38.3505
341	1	123.14	83.143	43.2990
342	3	123.22	83.143	43.2990
343	1	123.31	76.579	47.0103
344	1	123.92	73.671	48.8660
345	2	124.08	83.143	43.2990
346	3	124.19	84.348	42.6804
347	1	124.20	97.000	37.1134
348	2	124.35	85.588	42.0619

STRÆKNINGSHAST VEJ 201 MOD NYBORG
TOR 1 10 81 KL. 1115 - 1230 KM 5.9 - 8 . 2018110601

16:18 MONDAY, JUNE 14, 1982

82

HASTIGHEDSFORDELING FOR ALLE BILTYPER

TABLE OF TYPE BY HAST

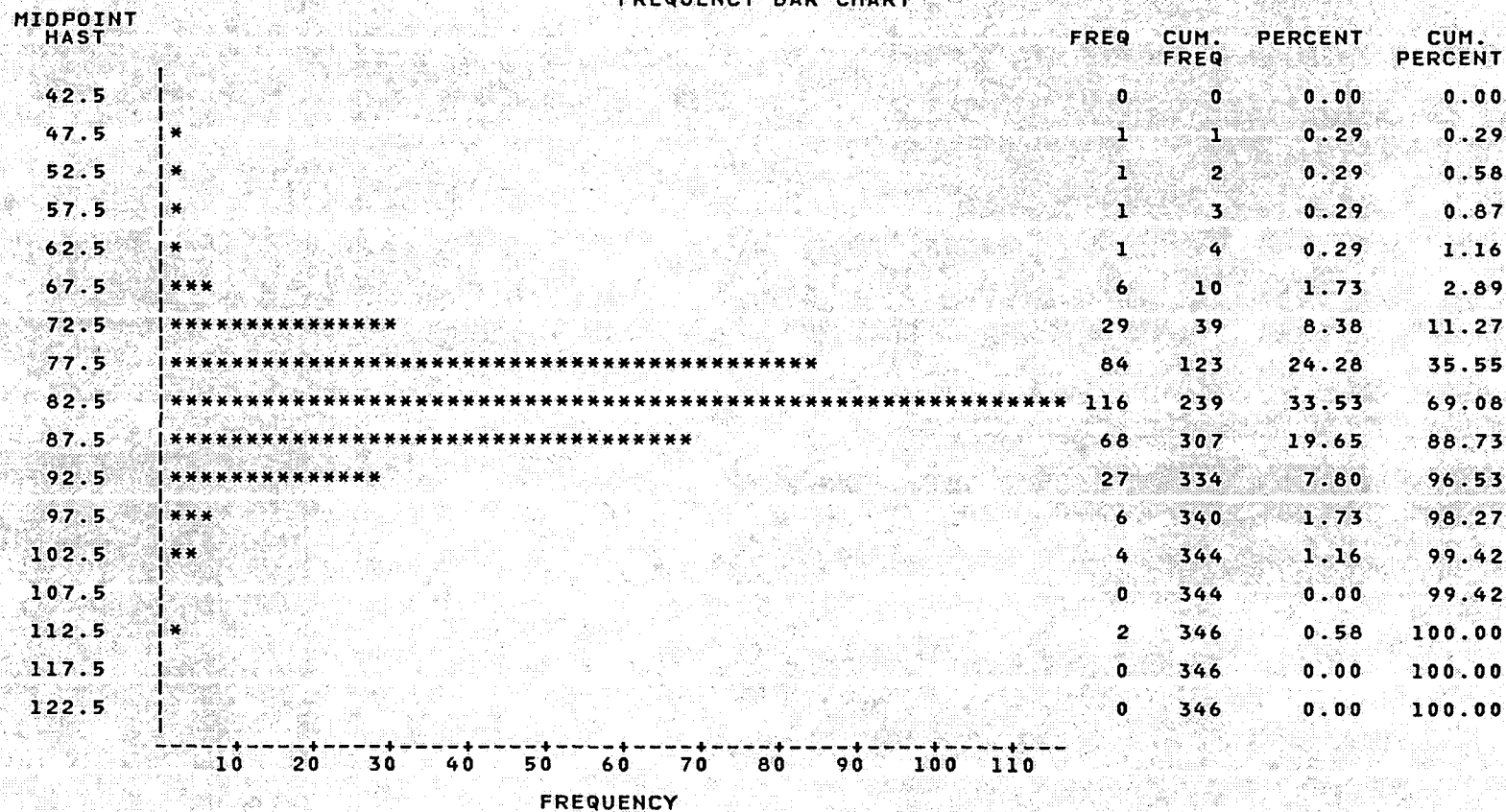
TYPE	HAST							
FREQUENCY PERCENT ROW PCT COL PCT	5	6	7	8	9	10	11	TOTAL
1	1 0.29 0.35 50.00	1 0.29 0.35 50.00	21 6.07 7.42 60.00	159 45.95 56.18 79.50	89 25.72 31.45 93.68	10 2.89 3.53 100.00	2 0.58 0.71 100.00	283 81.79
2	1 0.29 1.67 50.00	1 0.29 1.67 50.00	12 3.47 20.00 34.29	41 11.85 68.33 20.50	5 1.45 8.33 5.26	0 0.00 0.00 0.00	0 0.00 0.00 0.00	60 17.34
5	0 0.00 0.00 0.00	0 0.00 0.00 0.00	1 0.29 50.00 2.86	0 0.00 0.00 0.00	1 0.29 50.00 1.05	0 0.00 0.00 0.00	0 0.00 0.00 0.00	2 0.58
6	0 0.00 0.00 0.00	0 0.00 0.00 0.00	1 0.29 100.00 2.86	0 0.00 0.00 0.00	0 0.00 0.00 0.00	0 0.00 0.00 0.00	0 0.00 0.00 0.00	1 0.29
TOTAL	2 0.58	2 0.58	35 10.12	200 57.80	95 27.46	10 2.89	2 0.58	346 100.00

STRÆKNINGSHAST VEJ 201 MOD NYBORG
TOR 1 10 81 KL. 1115 - 1230 KM 5.9 - 8 . 2018110601

16:18 MONDAY, JUNE 14, 1982 81

HASTIGHEDSFORDELING FOR ALLE BILTYPER

FREQUENCY BAR CHART

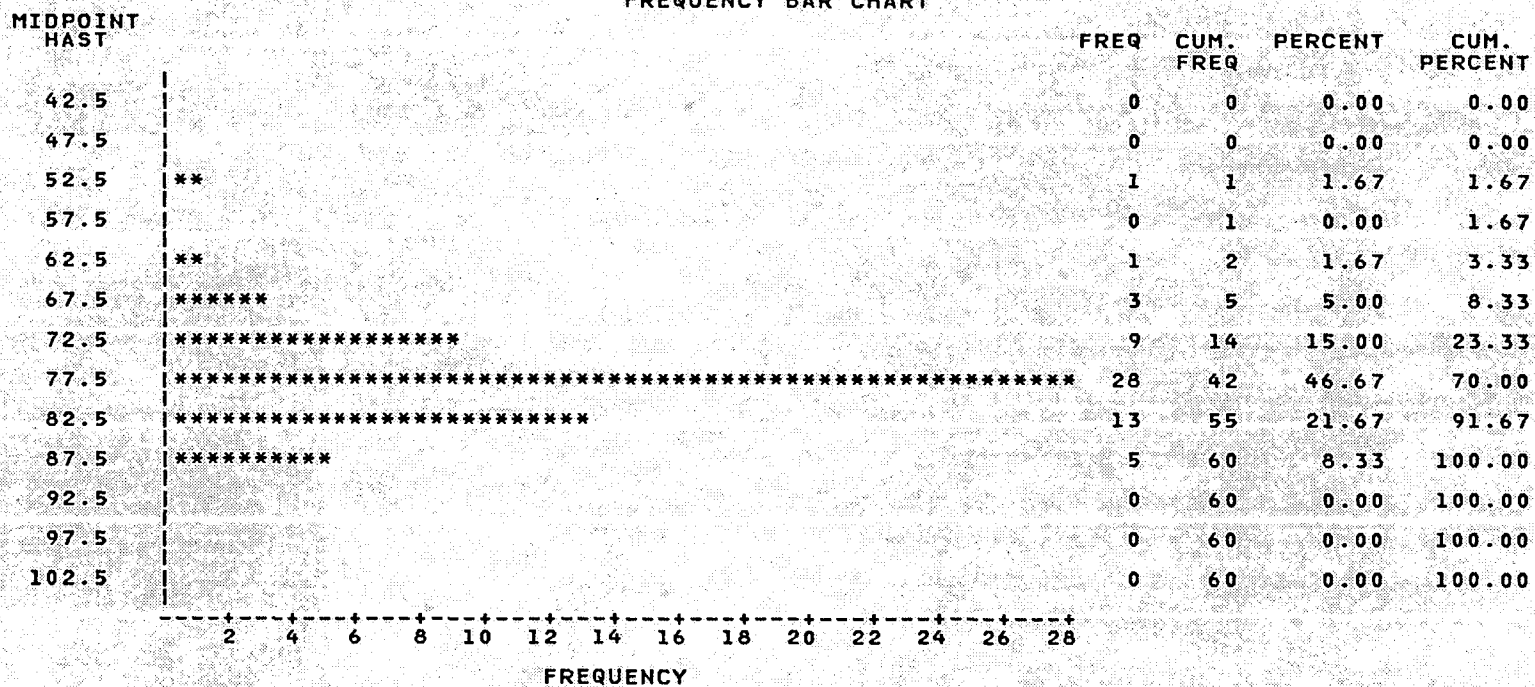


STRÆKNINGSHAST VEJ 201 MOD NYBORG
TOR 1 10 81 KL. 1115 - 1230 KM 5.9 - 8 . 2018110601

16:18 MONDAY, JUNE 14, 1982 80

HASTIGHEDSFORDELING FOR LASTBILER

FREQUENCY BAR CHART

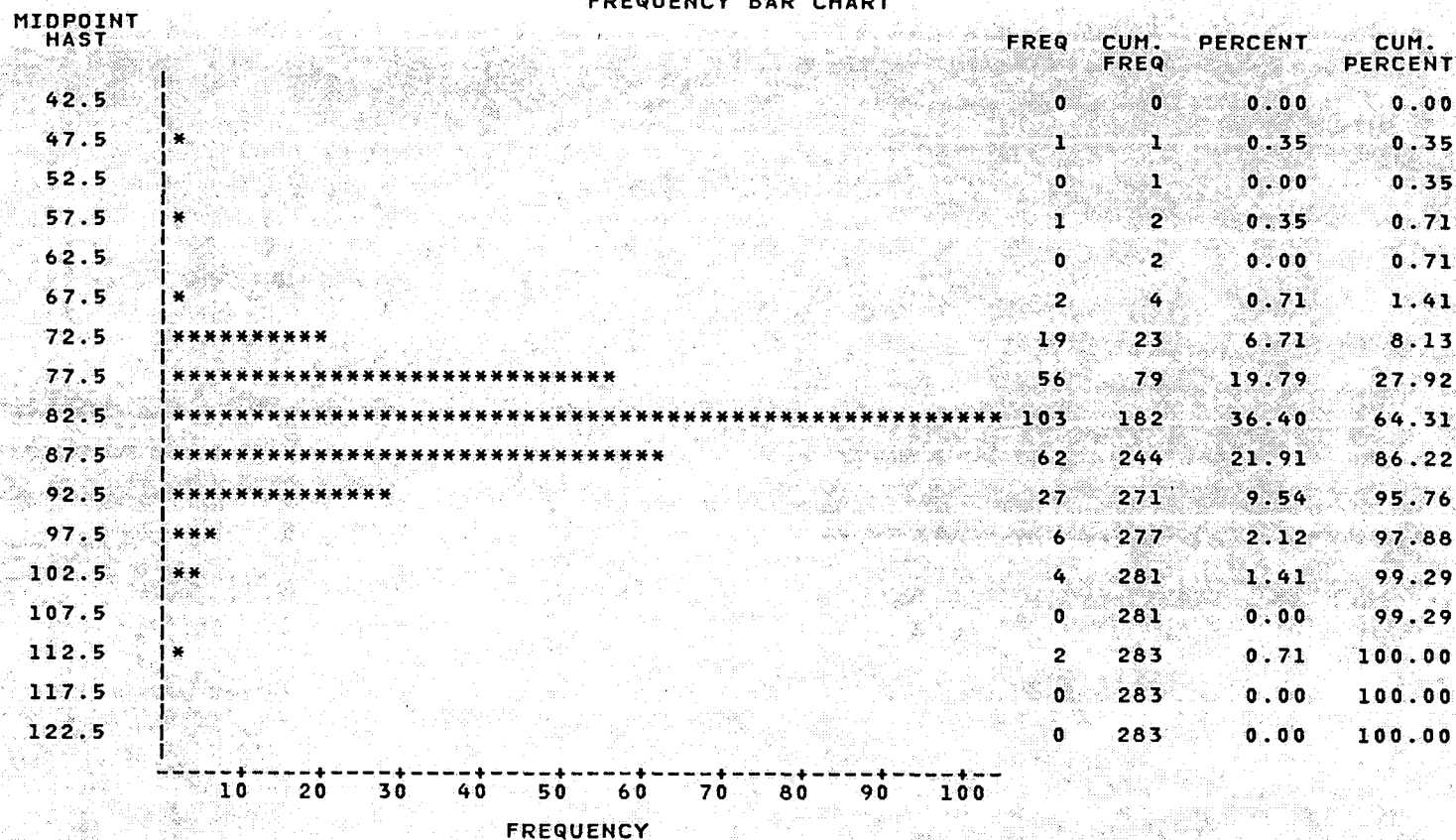


STRÆKNINGSHAST VEJ 201 MOD NYBORG
TOR 1 10 81 KL. 1115 - 1230 KM 5.9 - 8 . 2018110601

16:18 MONDAY, JUNE 14, 1982 79

HASTIGHEDSFORDELING FOR PERSONBILER

FREQUENCY BAR CHART



STRÆKNINGSHAST VEJ 201 MOD NYBORG
TOR 1 10 81 KL. 1115 - 1230 KM 5.9 - 8 . 2018110601

16:18 MONDAY, JUNE 14, 1982 78

GENNEMSNITSMAL FOR BILER FORDELT EFTER TYPE
TYPE=1

VARIABLE	N	MEAN	STANDARD DEVIATION	MINIMUM VALUE	MAXIMUM VALUE	STD ERROR OF MEAN	SUM	VARIANCE	C.V.
HAST	283	83.26320741	7.01927463	47.54716981	114.54545455	0.41725257	23563.487697	49.27021634	8.430
TIDSFB	283	43.55779909	3.95173171	31.42857143	75.71428571	0.23490607	12326.857143	15.61618353	9.072
----- TYPE=2 -----									
HAST	60	77.43094627	5.60729755	53.61702128	88.11188811	0.72389900	4645.8567760	31.44178585	7.242
TIDSFB	60	46.76666667	3.90424710	40.85714286	67.14285714	0.50403613	2806.0000000	15.24314539	8.348
----- TYPE=5 -----									
HAST	2	78.65259740	9.98673538	71.59090909	85.71428571	7.06168831	157.30519481	99.73488362	12.697
TIDSFB	2	46.14285714	5.85888476	42.00000000	50.28571429	4.14285714	92.28571429	34.32653061	12.697
----- TYPE=6 -----									
HAST	1	70.00000000	.	70.00000000	70.00000000	.	70.00000000	.	.
TIDSFB	1	51.42857143	.	51.42857143	51.42857143	.	51.42857143	.	.

STRÆKNINGSHAST VEJ 201 MOD NYBORG
TOR 1 10 81 KL. 1115 - 1230 KM 5.9 - 8 . 2018110601

16:18 MONDAY, JUNE 14, 1982 77

GENNEMSNITSMAL FOR ALLE BILER I TIDSGRUPPER
TIDSGRUP=11

VARIABLE	N	MEAN	STANDARD DEVIATION	MINIMUM VALUE	MAXIMUM VALUE	STD ERROR OF MEAN	SUM	VARIANCE	C.V.
HAST	29	78.97759920	9.13088822	47.54716981	94.73684211	1.69556338	2290.3503769	83.37311968	11.561
TIDSFB	29	46.36453202	7.18351553	38.00000000	75.71428571	1.33394535	1344.5714286	51.60289535	15.494

TIDSGRUP=12

HAST	31	81.66450330	6.02075680	70.00000000	101.61290323	1.08135984	2531.5996024	36.24951248	7.373
TIDSFB	31	44.30414747	3.12543699	35.42857143	51.42857143	0.56134505	1373.4285714	9.76835637	7.055

TIDSGRUP=13

HAST	5	89.29202153	4.54223659	84.56375839	94.73684211	2.03134996	446.46010765	20.63191324	5.087
TIDSFB	5	40.40000000	2.03640339	38.00000000	42.57142857	0.91070728	202.00000000	4.14693878	5.041

STRÆKNINGSFAST VEJ 201 MOD NYBORG
TOR 1 10 81 KL. 1115 - 1230 KM 5.9 - 8 . 2018110601

16:18 MONDAY, JUNE 14, 1982 76

GENNEMSNITSMAL FOR ALLE BILER I TIDSGRUPPER
TIDSGRUP=1

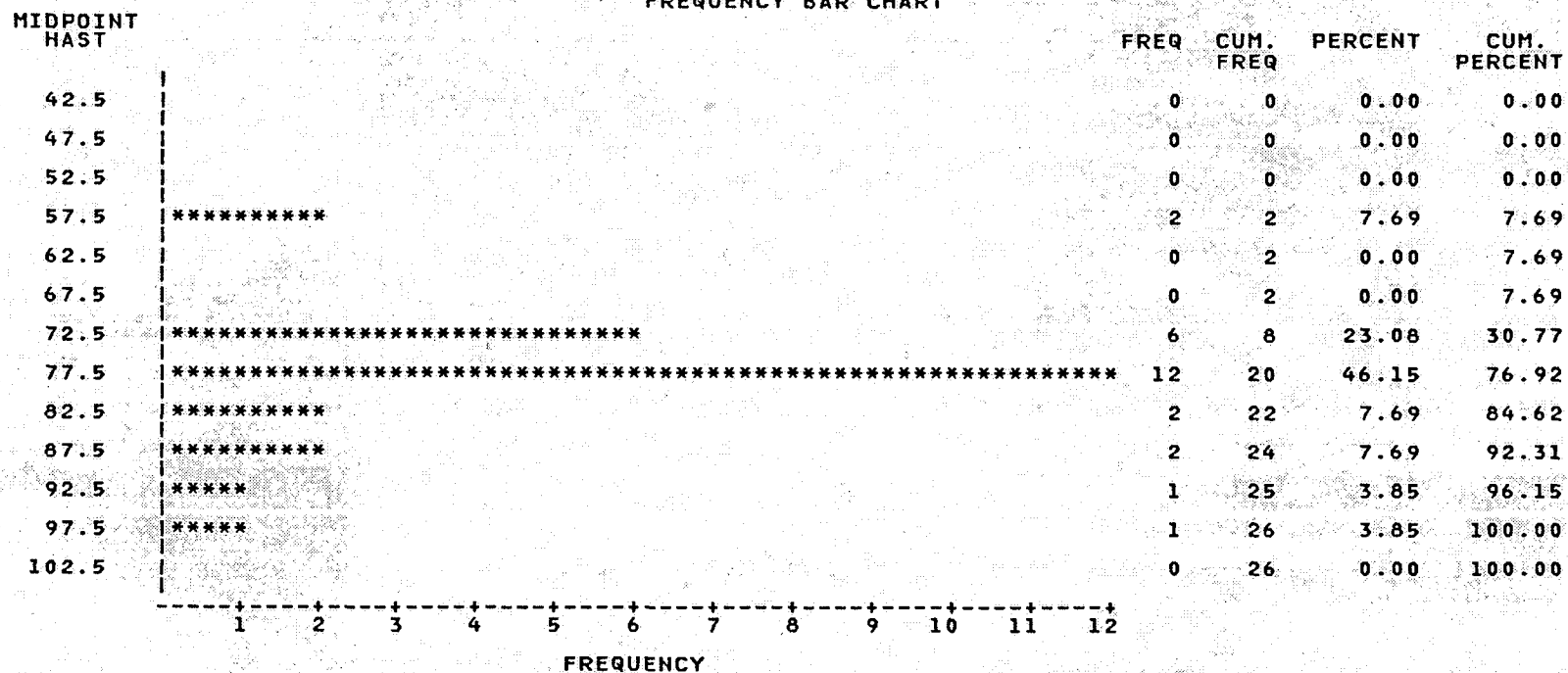
VARIABLE	N	MEAN	STANDARD DEVIATION	MINIMUM VALUE	MAXIMUM VALUE	STD ERROR OF MEAN	SUM	VARIANCE	C.V.
HAST	29	80.40116974	9.06329026	53.61702128	101.61290323	1.68301075	2331.6339225	82.14323037	11.273
TIDSFB	29	45.38916256	5.78412633	35.42857143	67.14285714	1.07408530	1316.2857143	33.45611742	12.743
----- TIDSGRUP=2 -----									
HAST	32	82.42069738	9.48311522	69.23076923	114.54545455	1.67639377	2637.4623163	89.92947420	11.506
TIDSFB	32	44.16964286	4.46704523	31.42857143	52.00000000	0.78966949	1413.4285714	19.95449309	10.113
----- TIDSGRUP=3 -----									
HAST	30	83.34414744	4.19676030	73.25581395	90.64748201	0.76622009	2500.3244231	17.61279698	5.035
TIDSFB	30	43.30476190	2.27173475	39.71428571	49.14285714	0.41476012	1299.1428571	5.16077879	5.246
----- TIDSGRUP=4 -----									
HAST	29	82.70456912	5.55439018	72.00000000	95.45454545	1.03142436	2398.4325044	30.85125029	6.716
TIDSFB	29	43.71428571	2.87646527	37.71428571	50.00000000	0.53414619	1267.7142857	8.27405248	6.580
----- TIDSGRUP=5 -----									
HAST	27	79.90051027	5.89142065	71.18644068	95.45454545	1.13380443	2157.3137774	34.70883731	7.373
TIDSFB	27	45.28042328	3.17404146	37.71428571	50.57142857	0.61084456	1222.5714286	10.07453922	7.010
----- TIDSGRUP=6 -----									
HAST	29	83.35628669	8.01720279	64.94845361	99.21259843	1.48875718	2417.3323140	64.27554064	9.618
TIDSFB	29	43.59605911	4.42858278	36.28571429	55.42857143	0.82236718	1264.2857143	19.61234543	10.158
----- TIDSGRUP=7 -----									
HAST	23	83.31756926	4.46470741	77.30061350	99.21259843	0.93095585	1916.3040931	19.93361227	5.359
TIDSFB	23	43.31677019	2.12719668	36.28571429	46.57142857	0.44355117	996.2857143	4.52496572	4.911
----- TIDSGRUP=8 -----									
HAST	19	84.57802697	9.15277055	72.00000000	110.52631579	2.09978957	1606.9825124	83.77320880	10.822
TIDSFB	19	43.00751880	4.37304506	32.57142857	50.00000000	1.00324534	817.1428571	19.12352309	10.168
----- TIDSGRUP=9 -----									
HAST	27	82.78422484	6.07086807	68.85245902	92.64705882	1.16833910	2235.1740708	36.85543908	7.333
TIDSFB	27	43.72486772	3.38477660	38.85714286	52.28571429	0.65140056	1180.5714286	11.45671260	7.741
----- TIDSGRUP=10 -----									
HAST	36	82.42443463	5.60998198	70.78651685	99.21259843	0.93499700	2967.2796466	31.47189780	6.806
TIDSFB	36	43.86507937	2.86731748	36.28571429	50.85714286	0.47788625	1579.1428571	8.22150956	6.537

STRÆKNINGSHAST VEJ 3 MOD KASTRUP
 ONS 14.81 KL. 1630 - 1700 KM 44.6 - 45.7 . 38114502

11:31 MONDAY, FEBRUARY 15, 1982 40

HASTIGHEDSFORDELING FOR LASTBILER

FREQUENCY BAR CHART



STRÆKNINGSHAST VEJ 201 MOD NYBORG
TOR 1 10 81 KL. 1115 - 1230 KM 5.9 - 8 . 2018110601

16:18 MONDAY, JUNE 14, 1982 75

GENNEMSNITSMAL FOR PERSONBILER I TIDSGRUPPER
TIDSGRUP=11

VARIABLE	N	MEAN	STANDARD DEVIATION	MINIMUM VALUE	MAXIMUM VALUE	STD ERROR OF MEAN	SUM	VARIANCE	C.V.
HAST	22	79.16078018	10.44493604	47.54716981	94.73684211	2.22686785	1741.5371641	109.09668894	13.195
TIDSFB	22	46.49350649	8.25265835	38.00000000	75.71428571	1.75947267	1022.8571429	68.10636982	17.750
----- TIDSGRUP=12 -----									
HAST	27	82.36439529	5.94453253	73.25581395	101.61290323	1.14402582	2223.8386728	35.33746701	7.217
TIDSFB	27	43.91534392	2.99849760	35.42857143	49.14285714	0.57706113	1185.7142857	8.99098785	6.828
----- TIDSGRUP=13 -----									
HAST	5	89.29202153	4.54223659	84.56375839	94.73684211	2.03134996	446.46010765	20.63191324	5.087
TIDSFB	5	40.40000000	2.03640339	38.00000000	42.57142857	0.91070728	202.00000000	4.14693878	5.041

STRÆKNINGSFAST VEJ 201 MOD NYBORG
TOR 1 10 81 KL. 1115 - 1230 KM 5.9 - 8 . 2018110601

16:18 MONDAY, JUNE 14, 1982 74

GENNEMSNITSMAL FOR PERSONBILER I TIDSGRUPPER
TIDSGRUP=1

VARIABLE	N	MEAN	STANDARD DEVIATION	MINIMUM VALUE	MAXIMUM VALUE	STD ERROR OF MEAN	SUM	VARIANCE	C.V.
HAST	22	82.57970422	7.45912574	71.59090909	101.61290323	1.59029095	1816.7534928	55.63855685	9.033
TIDSFB	22	43.92207792	3.82837020	35.42857143	50.28571429	0.81621127	966.2857143	14.65641841	8.716
----- TIDSGRUP=2 -----									
HAST	24	84.86928011	9.56130563	70.78651685	114.54545455	1.95169334	2036.8627227	91.41856538	11.266
TIDSFB	24	42.86904762	4.21808265	31.42857143	50.85714286	0.86101252	1028.8571429	17.79222124	9.839
----- TIDSGRUP=3 -----									
HAST	24	84.13740193	3.91639505	73.25581395	90.64748201	0.79943079	2019.2976463	15.33815018	4.655
TIDSFB	24	42.88095238	2.10785772	39.71428571	49.14285714	0.43026466	1029.1428571	4.44306418	4.916
----- TIDSGRUP=4 -----									
HAST	24	83.39462103	5.81878945	72.00000000	95.45454545	1.18775542	2001.4709047	33.85831062	6.977
TIDSFB	24	43.36904762	3.01428620	37.71428571	50.00000000	0.61528860	1040.8571429	9.08592133	6.950
----- TIDSGRUP=5 -----									
HAST	21	80.85015990	6.14777117	71.18644068	95.45454545	1.34155365	1697.8533579	37.79509039	7.604
TIDSFB	21	44.76190476	3.25931423	37.71428571	50.57142857	0.71124067	940.0000000	10.62312925	7.281
----- TIDSGRUP=6 -----									
HAST	26	84.76783396	7.00867072	70.00000000	99.21259843	1.37451341	2203.9636830	49.12146527	8.268
TIDSFB	26	42.75824176	3.66333610	36.28571429	51.42857143	0.71843932	1111.7142857	13.42003140	8.568
----- TIDSGRUP=7 -----									
HAST	19	83.75211617	4.64061450	77.77777778	99.21259843	1.06462998	1591.2902073	21.53530296	5.541
TIDSFB	19	43.09774436	2.17439888	36.28571429	46.28571429	0.49884132	818.8571429	4.72801050	5.045
----- TIDSGRUP=8 -----									
HAST	12	88.28911388	8.56832205	77.30061350	110.52631579	2.47346152	1059.4693665	73.41614271	9.705
TIDSFB	12	41.09523810	3.62803623	32.57142857	46.57142857	1.04732385	493.1428571	13.16264688	8.828
----- TIDSGRUP=9 -----									
HAST	23	83.03092774	6.18784577	68.85245902	92.64705882	1.29025504	1909.7113379	38.28943529	7.452
TIDSFB	23	43.60248447	3.44986798	38.85714286	52.28571429	0.71934720	1002.8571429	11.90158909	7.912
----- TIDSGRUP=10 -----									
HAST	34	82.79350097	5.54734310	70.78651685	99.21259843	0.95136149	2814.9790331	30.77301551	6.700
TIDSFB	34	43.66386555	2.81744770	36.28571429	50.85714286	0.48318830	1484.5714286	7.93801157	6.453

STRÆKNINGSHAST VEJ 201 MOD NYBORG
TOR 1 10 81 KL. 1115 - 1230 KM 5.9 - 8 . 2018110601

16:18 MONDAY, JUNE 14, 1982 65

SORTERET LISTE - ALLE BILTYPER - I TIDSGRUPPER

----- TIDSGRUP=1 -----

OBS	TYPE	STARTTID	HAST	TIDSFB
1	1	20.41	86.897	41.4286
2	1	20.53	82.895	43.4286
3	1	20.57	84.000	42.8571
4	1	20.85	101.613	35.4286
5	1	20.92	73.684	48.8571
6	1	21.30	74.118	48.5714
7	1	21.89	84.564	42.5714
8	2	22.53	53.617	67.1429
9	4	22.58	71.186	50.5714
10	1	22.61	71.591	50.2857
11	1	22.66	72.414	49.7143
12	1	23.50	73.684	48.8571
13	2	23.67	73.684	48.8571
14	2	23.77	85.135	42.2857
15	2	24.00	80.255	44.8571
16	1	24.02	94.030	38.2857
17	1	24.63	81.818	44.0000
18	1	24.66	81.818	44.0000
19	1	24.80	80.769	44.5714
20	1	24.83	78.750	45.7143
21	1	25.32	86.897	41.4286
22	1	25.35	85.135	42.2857
23	1	25.42	83.444	43.1429
24	2	25.50	82.895	43.4286
25	1	25.77	84.564	42.5714
26	1	26.13	94.030	38.2857
27	2	26.41	68.108	52.8571
28	1	26.43	81.290	44.2857
29	1	26.73	78.750	45.7143

----- TIDSGRUP=2 -----

OBS	TYPE	STARTTID	HAST	TIDSFB
30	1	27.20	94.737	38.0000
31	2	27.27	69.613	51.7143
32	1	27.83	76.829	46.8571
33	1	27.97	78.261	46.0000
34	2	28.20	76.364	47.1429
35	1	28.48	81.290	44.2857
36	1	28.49	114.545	31.4286
37	2	28.59	77.778	46.2857
38	1	28.71	82.895	43.4286
39	1	28.75	79.245	45.4286
40	3	28.78	79.747	45.1429
41	2	29.05	74.118	48.5714
42	1	29.14	85.714	42.0000
43	1	29.22	81.818	44.0000

STRÆKNINGSHAST VEJ 201 MOD NYBORG
TOR 1 10.81 KL. 1115 - 1230 KM 5.9 - 8 . 2018110601

16:18 MONDAY, JUNE 14, 1982 66

SORTERET LISTE - ALLE BILTYPER - I TIDSGRUPPER

TIDSGRUP=2

OBS	TYPE	STARTTID	HAST	TIDSFB
44	1	29.23	81.818	44.0000
45	1	29.28	80.769	44.5714
46	1	29.36	84.000	42.8571
47	1	29.73	101.613	35.4286
48	1	29.74	101.613	35.4286
49	1	30.16	77.778	46.2857
50	1	30.44	78.750	45.7143
51	2	30.77	80.769	44.5714
52	1	30.97	88.112	40.8571
53	2	31.35	76.364	47.1429
54	1	31.53	70.787	50.8571
55	2	31.86	69.231	52.0000
56	1	31.98	80.255	44.8571
57	1	32.42	84.000	42.8571
58	3	32.56	86.897	41.4286
59	1	32.88	80.255	44.8571
60	2	32.91	76.364	47.1429
61	1	32.92	85.135	42.2857

TIDSGRUP=3

OBS	TYPE	STARTTID	HAST	TIDSFB
62	1	33.24	81.2903	44.2857
63	1	33.28	81.8182	44.0000
64	3	33.74	84.5638	42.5714
65	1	33.92	90.6475	39.7143
66	2	33.97	80.7692	44.5714
67	1	34.30	80.7692	44.5714
68	1	34.34	81.8182	44.0000
69	2	34.43	79.7468	45.1429
70	2	35.04	75.4491	47.7143
71	1	35.14	73.2558	49.1429
72	1	35.50	88.7324	40.5714
73	1	35.97	81.2903	44.2857
74	1	36.28	84.0000	42.8571
75	1	36.32	85.1351	42.2857
76	1	36.54	83.4437	43.1429
77	2	36.56	83.4437	43.1429
78	5	36.88	85.7143	42.0000
79	1	36.97	86.3014	41.7143
80	1	36.98	85.1351	42.2857
81	1	37.02	85.7143	42.0000
82	1	37.32	86.3014	41.7143
83	1	37.60	86.3014	41.7143
84	1	37.67	88.1119	40.8571
85	1	37.71	88.7324	40.5714
86	1	38.24	84.0000	42.8571

STRÆKNINGSFAST VEJ 201 MOD NYBORG
TOR 1 10 81 KL. 1115 - 1230 KM 5.9 - 8 . 2018110601

16:18 MONDAY, JUNE 14, 1982 67

SORTERET LISTE - ALLE BILTYPER - I TIDSGRUPPER

----- TIDSGRUP=3 -----

OBS	TYPE	STARTTID	HAST	TIDSFB
87	1	38.27	84.0000	42.8571
88	2	38.28	75.9036	47.4286
89	1	38.30	85.1351	42.2857
90	1	38.52	86.8966	41.4286
91	1	38.93	75.9036	47.4286

----- TIDSGRUP=4 -----

OBS	TYPE	STARTTID	HAST	TIDSFB
92	2	39.06	76.8293	46.8571
93	1	39.28	75.0000	48.0000
94	1	39.35	86.8966	41.4286
95	1	39.45	90.0000	40.0000
96	1	39.80	78.7500	45.7143
97	1	39.88	82.3529	43.7143
98	1	39.91	82.8947	43.4286
99	1	40.14	88.7324	40.5714
100	1	40.55	76.3636	47.1429
101	2	40.59	77.7778	46.2857
102	1	40.92	91.9708	39.1429
103	1	42.10	84.5638	42.5714
104	1	42.11	82.3529	43.7143
105	1	42.15	81.8182	44.0000
106	1	42.18	81.8182	44.0000
107	1	42.22	82.3529	43.7143
108	2	42.24	80.2548	44.8571
109	1	42.42	83.4437	43.1429
110	1	42.88	82.3529	43.7143
111	1	43.26	76.8293	46.8571
112	2	43.43	79.7468	45.1429
113	1	43.46	79.7468	45.1429
114	1	43.67	86.3014	41.7143
115	1	43.74	86.8966	41.4286
116	2	43.77	82.3529	43.7143
117	1	43.95	72.0000	50.0000
118	1	44.23	93.3333	38.5714
119	1	44.58	79.2453	45.4286
120	1	44.88	95.4545	37.7143

STRÆKNINGSHAST VEJ 201 MOD NYBORG
TOR 1 10 81 KL. 1115 - 1230 KM 5.9 - 8 . 2018110601

16:18 MONDAY, JUNE 14, 1982 68

SORTERET LISTE - ALLE BILTYPER - I TIDSGRUPPER

----- TIDSGRUP=5 -----

OBS	TYPE	STARTTID	HAST	TIDSFB
121	2	45.72	80.2548	44.8571
122	1	45.87	75.4491	47.7143
123	1	46.02	75.9036	47.4286
124	2	46.22	79.2453	45.4286
125	1	46.25	75.0000	48.0000
126	1	46.28	81.2903	44.2857
127	1	46.53	82.8947	43.4286
128	1	46.74	78.2609	46.0000
129	1	47.37	73.2558	49.1429
130	5	47.39	71.5909	50.2857
131	2	47.52	76.3636	47.1429
132	1	47.87	80.7692	44.5714
133	1	48.08	84.5638	42.5714
134	2	48.33	73.2558	49.1429
135	1	48.65	78.7500	45.7143
136	1	48.98	71.1864	50.5714
137	1	49.50	78.7500	45.7143
138	2	50.00	78.7500	45.7143
139	1	50.02	84.5638	42.5714
140	1	50.03	91.9708	39.1429
141	1	50.32	95.4545	37.7143
142	1	50.52	90.0000	40.0000
143	1	50.58	80.2548	44.8571
144	1	50.73	75.9036	47.4286
145	1	50.75	78.7500	45.7143
146	1	50.77	85.1351	42.2857
147	1	50.98	79.7468	45.1429

----- TIDSGRUP=6 -----

OBS	TYPE	STARTTID	HAST	TIDSFB
148	1	51.05	75.4491	47.7143
149	2	51.18	71.5909	50.2857
150	1	51.35	80.2548	44.8571
151	1	51.40	80.7692	44.5714
152	1	51.89	93.3333	38.5714
153	1	51.99	99.2126	36.2857
154	1	52.05	89.3617	40.2857
155	1	52.38	85.7143	42.0000
156	1	52.46	84.5638	42.5714
157	1	52.48	91.3043	39.4286
158	1	52.50	90.0000	40.0000
159	1	52.54	82.8947	43.4286
160	1	53.10	70.0000	51.4286
161	1	53.20	77.3006	46.5714
162	1	53.65	79.7468	45.1429
163	1	53.67	83.4437	43.1429

STRÆKNINGSHAST VEJ 201 MOD NYBORG
TOR 1 10 81 KL. 1115 - 1230 KM 5.9 - 8 . 2018110601

16:18 MONDAY, JUNE 14, 1982 69

SORTERET LISTE - ALLE BILTYPER - I TIDSGRUPPER

----- TIDSGRUP=6 -----

OBS	TYPE	STARTTID	HAST	TIDSFB
164	1	53.91	84.5638	42.5714
165	1	54.31	84.0000	42.8571
166	1	54.36	85.7143	42.0000
167	1	54.73	96.1832	37.4286
168	2	54.77	76.8293	46.8571
169	1	55.77	90.6475	39.7143
170	2	55.81	64.9485	55.4286
171	1	55.84	85.7143	42.0000
172	1	55.86	84.5638	42.5714
173	1	55.91	70.3911	51.1429
174	1	56.53	81.8182	44.0000
175	1	56.70	85.7143	42.0000
176	1	56.83	91.3043	39.4286

----- TIDSGRUP=7 -----

OBS	TYPE	STARTTID	HAST	TIDSFB
177	1	57.11	81.2903	44.2857
178	1	57.14	81.8182	44.0000
179	2	57.25	84.5638	42.5714
180	1	57.36	79.2453	45.4286
181	1	57.51	82.529	43.7143
182	2	57.56	82.8947	43.4286
183	1	57.59	82.8947	43.4286
184	1	57.65	82.8947	43.4286
185	1	58.01	99.2126	36.2857
186	2	60.03	80.2548	44.8571
187	1	60.12	84.0000	42.8571
188	1	60.14	84.0000	42.8571
189	1	60.22	80.7692	44.5714
190	1	60.76	81.2903	44.2857
191	1	60.81	88.1119	40.8571
192	1	60.90	77.7778	46.2857
193	1	60.92	86.8966	41.4286
194	2	60.94	77.3006	46.5714
195	1	61.24	84.0000	42.8571
196	1	61.28	81.8182	44.0000
197	1	61.45	82.8947	43.4286
198	3	61.46	81.2903	44.2857
199	1	62.88	88.7324	40.5714

STRÆKNINGSHAST VEJ 115 MOD KØGE
 ONS 13 5 81 KL. 1545 - 1645 KM 81.42 - 80.45 . 1158138003

16:18 MONDAY, JUNE 14, 1982 45

HASTIGHEDSFORDELING FOR ALLE BILTYPER

TABLE OF TYPE BY HAST

TYPE	HAST								
FREQUENCY									
PERCENT									
ROW PCT									
COL PCT	6	7	8	9	10	11	12	TOTAL	
1	5	35	89	44	12	1	1	187	
	2.16	15.09	38.36	18.97	5.17	0.43	0.43	80.60	
	2.67	18.72	47.59	23.53	6.42	0.53	0.53		
	100.00	64.81	79.46	93.62	100.00	100.00	100.00		
2	0	17	19	3	0	0	0	39	
	0.00	7.33	8.19	1.29	0.00	0.00	0.00	16.81	
	0.00	43.59	48.72	7.69	0.00	0.00	0.00		
	0.00	31.48	16.96	6.38	0.00	0.00	0.00		
5	0	2	4	0	0	0	0	6	
	0.00	0.86	1.72	0.00	0.00	0.00	0.00	2.59	
	0.00	33.33	66.67	0.00	0.00	0.00	0.00		
	0.00	3.70	3.57	0.00	0.00	0.00	0.00		
TOTAL	5	54	112	47	12	1	1	232	
	2.16	23.28	48.28	20.26	5.17	0.43	0.43	100.00	

STRÆKNINGSHAST VEJ 115 MOD KØGE
ONS 13 5 81 KL. 1545 - 1645 KM 81.42 - 80.45

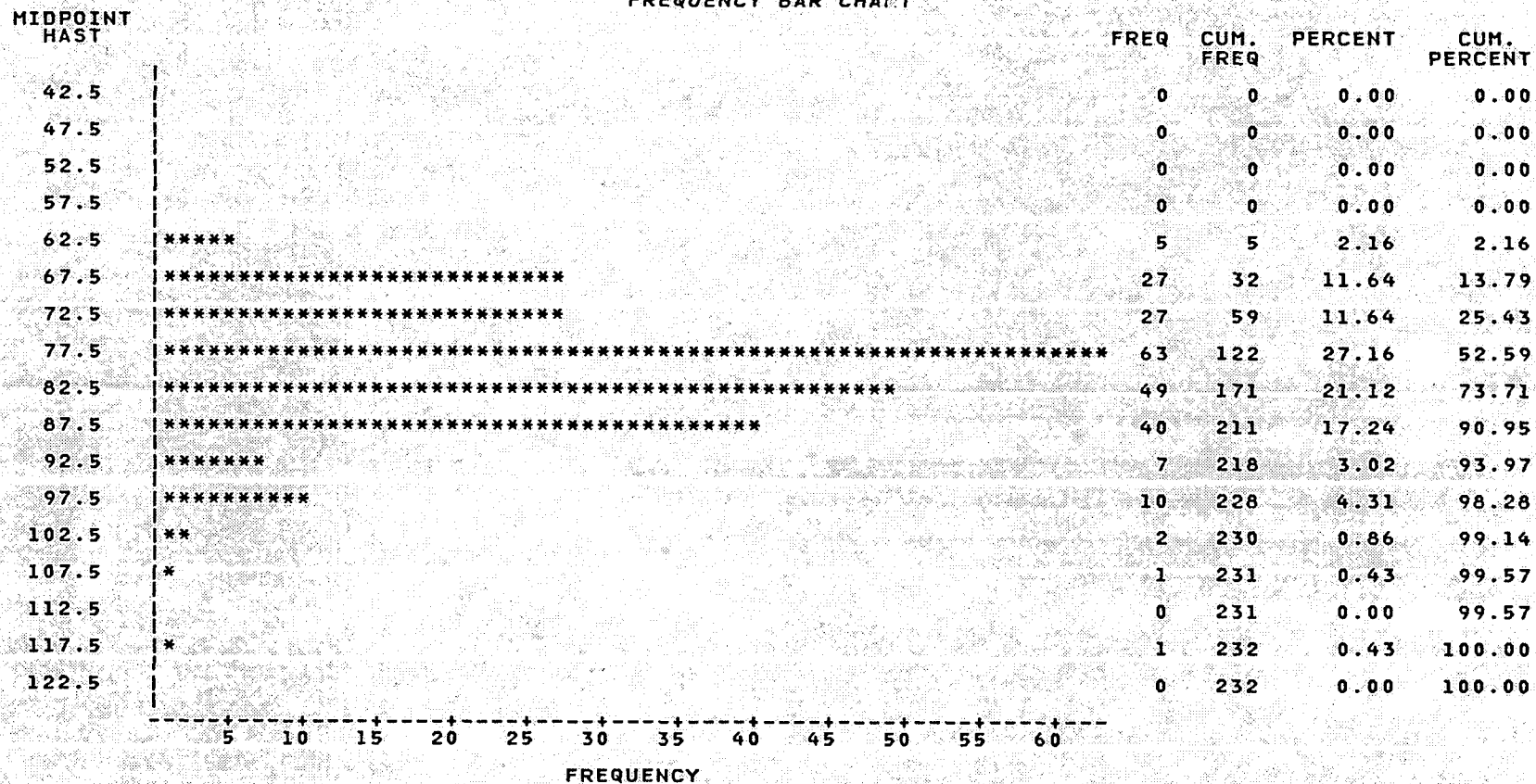
1158138003

16:18 MONDAY, JUNE 14, 1982

44

HASTIGHEDSFORDELING FOR ALLE BILTYPER

FREQUENCY BAR CHART



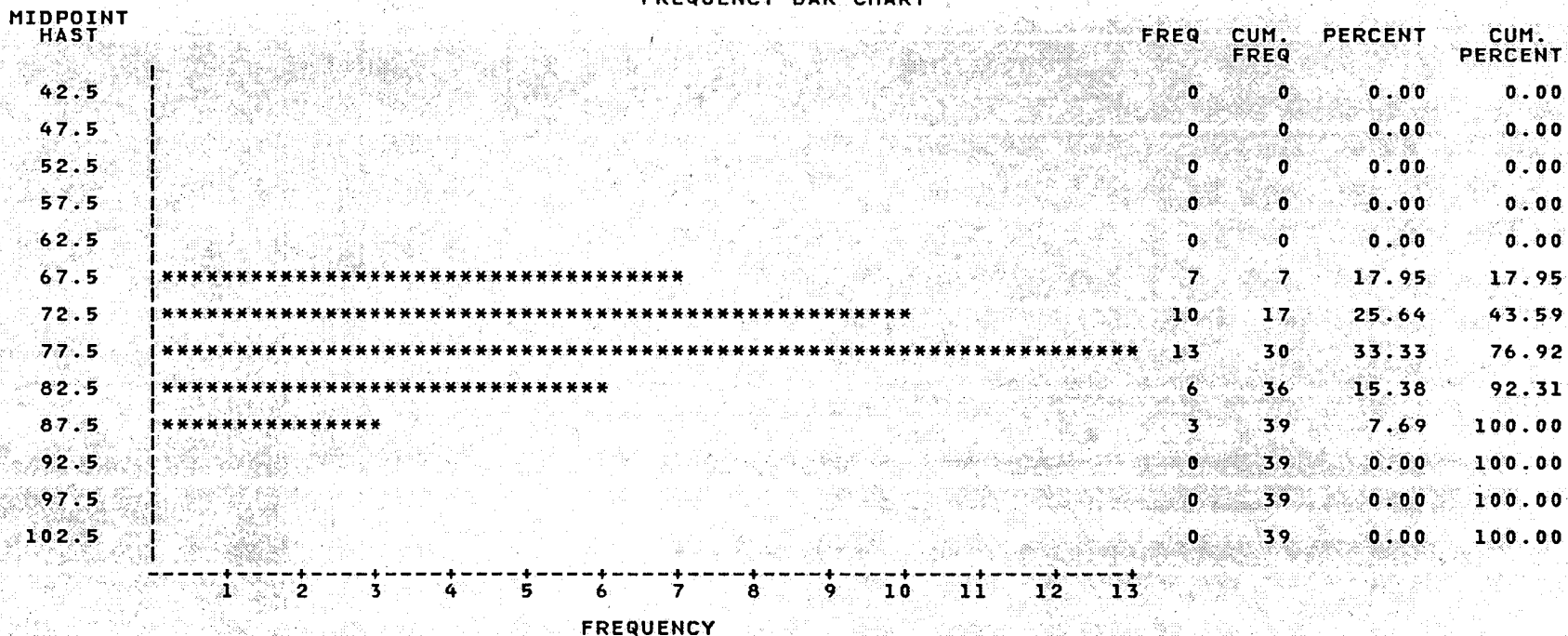
STRÆKNINGSHAST VEJ 115 MOD KØGE
 ONS 13 5 81 KL. 1545 - 1645 KM 81.42 - 80.45

1158138003

16:18 MONDAY, JUNE 14, 1982

HASTIGHEDSFORDELING FOR LASTBILER

FREQUENCY BAR CHART

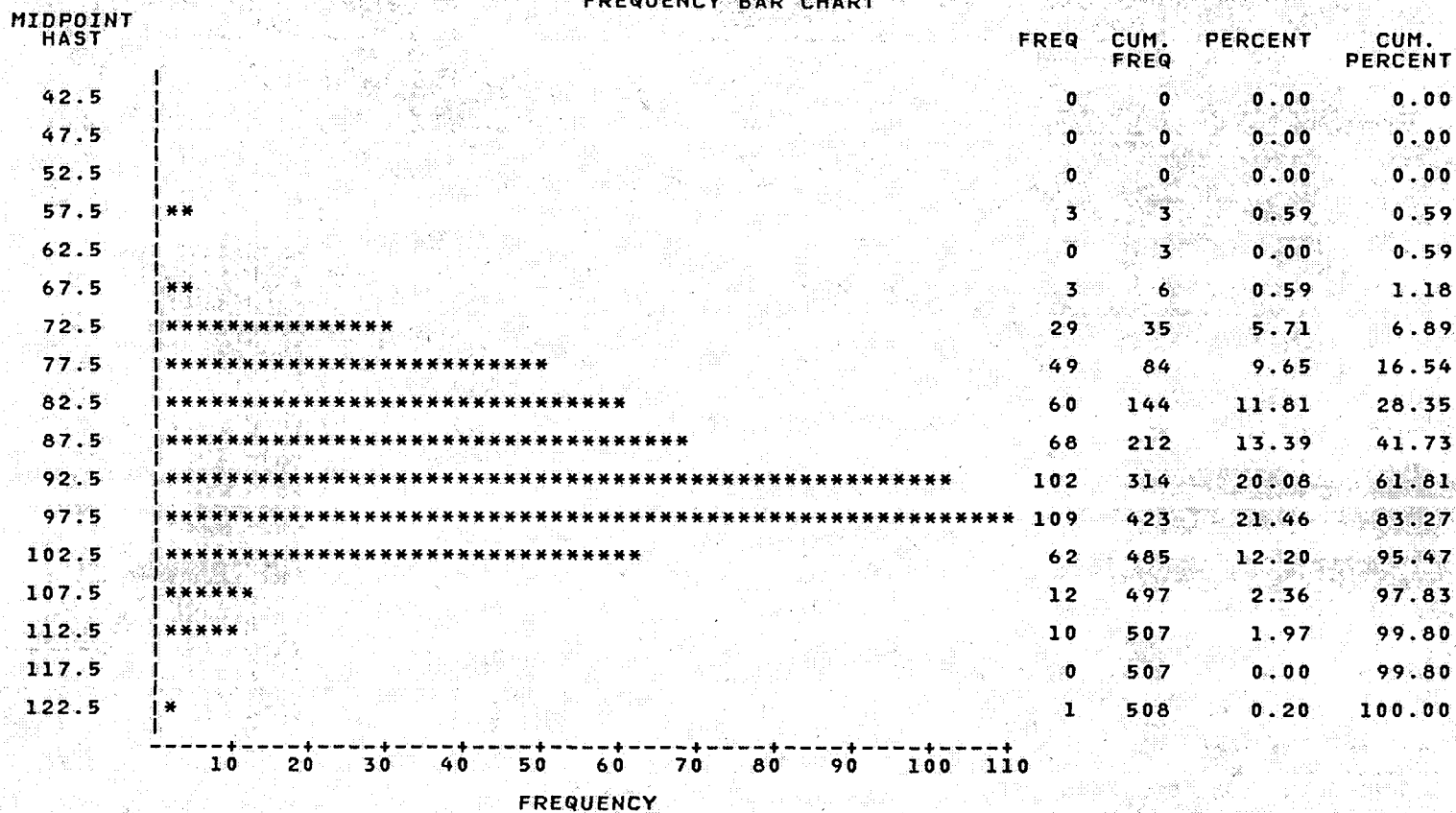


STRÆKNINGSHAST VEJ 3 MOD KASTRUP
ONS 1 4 81 KL. 1630 - 1700 KM 44.6 - 45.7 . 38114502

11:31 MONDAY, FEBRUARY 15, 1982 41

HASTIGHEDSFORDELING FOR ALLE BILTYPER

FREQUENCY BAR CHART



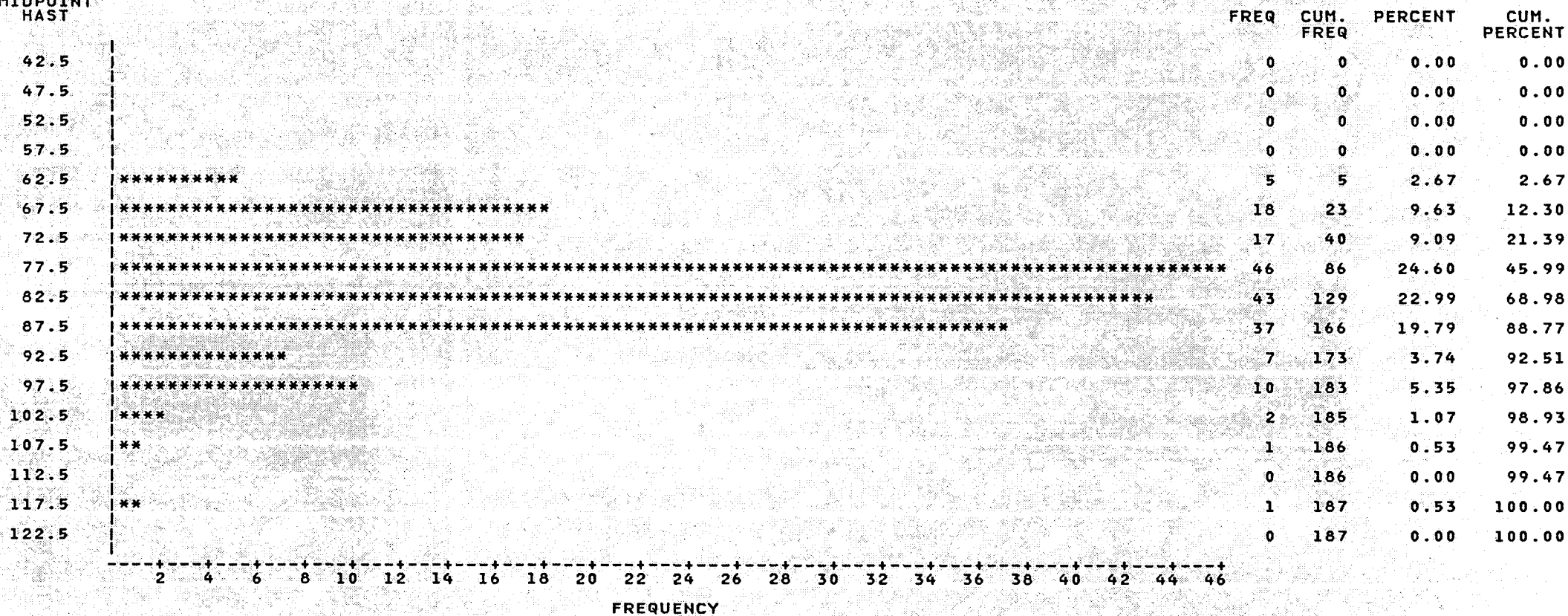
STRÆKNINGSHAST VEJ 115 MOD KØGE
ONS 13 5 81 KL. 1545 - 1645 KM 81.42 - 80.45

1158138003

16:18 MONDAY, JUNE 14, 1982 42

HASTIGHEDSFORDELING FOR PERSONBILER

FREQUENCY BAR CHART

MIDPOINT
HAST

STRÆKNINGSHAST VEJ 115 MOD KØGE
ONS 13 5 81 KL. 1545 - 1645 KM 81.42 - 80.45

1158138003

16:18 MONDAY, JUNE 14, 1982 41

GENNEMSNITSMAL FOR BILER FORDELT EFTER TYPE
TYPE=1

VARIABLE	N	MEAN	STANDARD DEVIATION	MINIMUM VALUE	MAXIMUM VALUE	STD ERROR OF MEAN	SUM	VARIANCE	C.V.
HAST	187	81.03987534	8.90704327	63.26086957	118.77551020	0.65134751	15154.456688	79.33541973	10.991
TIDSFB	187	44.95617178	4.95068720	30.30927835	56.90721649	0.36203010	8406.804124	24.50930371	11.012
----- TYPE=2 -----									
HAST	39	75.82050634	6.00248138	65.39325843	88.18181818	0.96116626	2956.9997472	36.02978277	7.917
TIDSFB	39	47.77160983	3.78776850	40.82474227	55.05154639	0.60652838	1863.0927835	14.34719020	7.929
----- TYPE=5 -----									
HAST	6	73.86495493	5.42717797	66.13636364	77.60000000	2.21563613	443.18972961	29.45426067	7.347
TIDSFB	6	48.96907216	3.78113075	46.39175258	54.43298969	1.54364016	293.81443299	14.29694973	7.721

STRÆKNINGSHAST VEJ 201 MOD NYBORG
TOR 1 10 81 KL. 1115 - 1230 KM 5.9 - 8 2018110601

16:18 MONDAY, JUNE 14, 1982 70

SORTERET LISTE - ALLE BILTYPER - I TIDSGRUPPER

----- TIDSGRUP=8 -----

OBS	TYPE	STARTTID	HAST	TIDSFB
200	1	63.11	86.301	41.7143
201	1	63.15	90.000	40.0000
202	2	63.26	86.301	41.7143
203	2	63.31	88.112	40.8571
204	1	63.82	93.333	38.5714
205	2	64.64	74.556	48.2857
206	1	64.99	91.971	39.1429
207	2	65.20	76.829	46.8571
208	1	66.18	90.000	40.0000
209	1	66.47	90.000	40.0000
210	1	66.83	80.255	44.8571
211	2	67.45	72.000	50.0000
212	2	67.48	72.414	49.7143
213	1	67.62	77.301	46.5714
214	1	67.76	82.895	43.4286
215	1	67.99	110.526	32.5714
216	1	68.59	83.444	43.1429
217	2	68.86	77.301	46.5714
218	1	68.95	83.444	43.1429

----- TIDSGRUP=9 -----

OBS	TYPE	STARTTID	HAST	TIDSFB
219	1	69.05	68.8525	52.2857
220	1	69.07	89.3617	40.2857
221	2	69.19	73.6842	48.8571
222	1	70.25	80.7692	44.5714
223	1	70.50	84.5638	42.5714
224	1	70.81	73.6842	48.8571
225	1	71.15	72.8324	49.4286
226	1	71.28	76.8293	46.8571
227	1	71.31	87.5000	41.1429
228	1	71.70	85.7143	42.0000
229	1	71.72	86.3014	41.7143
230	1	71.86	90.0000	40.0000
231	1	71.91	82.3529	43.7143
232	1	72.61	76.3636	47.1429
233	1	72.70	86.8966	41.4286
234	1	72.86	84.5638	42.5714
235	2	72.92	79.7468	45.1429
236	1	73.83	79.7468	45.1429
237	1	73.88	77.3006	46.5714
238	1	74.13	87.5000	41.1429
239	1	74.20	87.5000	41.1429
240	2	74.22	86.8966	41.4286
241	1	74.37	85.1351	42.2857
242	2	74.41	85.1351	42.2857

STRÆKNINGSHAST VEJ 201 MOD NYBORG
TOR 1 10 81 KL. 1115 - 1230 KM 5.9 - 8 . 2018110601

16:18 MONDAY, JUNE 14, 1982 71

SORTERET LISTE - ALLE BILTYPER - I TIDSGRUPPER

----- TIDSGRUP=9 -----

OBS	TYPE	STARTTID	HAST	TIDSFB
243	1	74.58	84.5638	42.5714
244	1	74.74	92.6471	38.8571
245	1	74.80	88.7324	40.5714

----- TIDSGRUP=10 -----

OBS	TYPE	STARTTID	HAST	TIDSFB
246	1	75.44	84.5638	42.5714
247	1	75.97	78.7500	45.7143
248	1	76.01	79.2453	45.4286
249	1	76.07	81.2903	44.2857
250	1	76.62	94.0299	38.2857
251	1	76.81	88.1119	40.8571
252	1	76.99	76.3636	47.1429
253	1	77.38	82.3529	43.7143
254	1	77.64	88.7324	40.5714
255	1	77.67	78.2609	46.0000
256	1	77.70	78.7500	45.7143
257	1	77.86	80.7692	44.5714
258	1	78.00	81.2903	44.2857
259	1	78.03	81.2903	44.2857
260	1	78.25	80.7692	44.5714
261	1	78.56	86.3014	41.7143
262	1	78.59	82.8947	43.4286
263	1	79.03	79.7468	45.1429
264	1	79.06	75.9036	47.4286
265	1	79.07	86.8966	41.4286
266	1	79.21	70.7865	50.8571
267	1	79.22	86.3014	41.7143
268	1	79.24	84.0000	42.8571
269	1	79.25	82.3529	43.7143
270	1	79.33	81.2903	44.2857
271	1	79.37	80.7692	44.5714
272	1	79.60	81.8182	44.0000
273	1	79.63	81.2903	44.2857
274	1	79.95	86.3014	41.7143
275	1	79.96	99.2126	36.2857
276	1	80.17	79.2453	45.4286
277	2	80.21	75.0000	48.0000
278	1	80.25	76.8293	46.8571
279	1	80.53	93.3333	38.5714
280	2	80.63	77.3006	46.5714
281	1	80.65	85.1351	42.2857

STRÆKNINGSHAST VEJ 201 MOD NYBORG
TOR 1 10 81 KL. 1115 - 1230 KM 5.9 - 8 . 2018110601

16:18 MONDAY, JUNE 14, 1982 72

SORTERET LISTE - ALLE BILTYPER - I TIDSGRUPPER

----- TIDSGRUP=11 -----

OBS	TYPE	STARTTID	HAST	TIDSFB
282	1	81.14	73.6842	48.8571
283	3	81.16	80.2548	44.8571
284	1	81.34	74.5562	48.2857
285	1	81.35	74.1176	48.5714
286	1	81.44	82.3529	43.7143
287	1	81.46	77.7778	46.2857
288	1	81.50	78.2609	46.0000
289	1	81.53	78.2609	46.0000
290	2	81.83	75.4491	47.7143
291	2	82.30	83.4437	43.1429
292	1	82.75	86.8966	41.4286
293	1	82.81	86.8966	41.4286
294	1	83.47	81.2903	44.2857
295	1	83.92	90.0000	40.0000
296	1	83.98	78.2609	46.0000
297	1	83.99	83.4437	43.1429
298	2	84.09	77.3006	46.5714
299	1	84.30	94.7368	38.0000
300	2	84.59	78.2609	46.0000
301	1	84.74	84.5638	42.5714
302	2	84.75	76.3636	47.1429
303	1	85.22	84.5638	42.5714
304	1	85.23	86.8966	41.4286
305	1	85.46	74.1176	48.5714
306	2	85.68	79.2453	45.4286
307	2	85.98	78.7500	45.7143
308	1	86.34	86.3014	41.7143
309	1	86.40	56.7568	63.4286
310	1	86.82	47.5472	75.7143

----- TIDSGRUP=12 -----

OBS	TYPE	STARTTID	HAST	TIDSFB
311	1	88.15	75.449	47.7143
312	1	88.29	88.112	40.8571
313	1	88.33	87.500	41.1429
314	6	88.71	70.000	51.4286
315	3	88.80	73.256	49.1429
316	1	88.89	85.714	42.0000
317	1	89.06	85.714	42.0000
318	1	89.22	76.829	46.8571
319	1	89.23	76.829	46.8571
320	1	89.25	77.301	46.5714
321	1	89.26	77.301	46.5714
322	1	89.32	78.261	46.0000
323	2	89.37	78.261	46.0000
324	1	89.62	83.444	43.1429

STRÆKNINGSHAST VEJ 201 MOD NYBORG
TOR 1 10 81 KL. 1115 - 1230 KM 5.9 - 8 2018110601

16:18 MONDAY, JUNE 14, 1982 73

SORTERET LISTE - ALLE BILTYPER - I TIDSGRUPPER

----- TIDSGRUP=12 -----

OBS	TYPE	STARTTID	HAST	TIDSFB
325	1	90.30	83.444	43.1429
326	1	90.34	84.000	42.8571
327	1	90.41	85.135	42.2857
328	3	90.42	77.778	46.2857
329	1	90.61	80.255	44.8571
330	1	90.64	78.750	45.7143
331	1	90.86	83.444	43.1429
332	1	90.88	80.769	44.5714
333	1	90.90	80.769	44.5714
334	1	91.03	75.000	48.0000
335	1	91.05	88.112	40.8571
336	1	91.09	89.362	40.2857
337	2	91.72	80.255	44.8571
338	2	92.18	79.245	45.4286
339	1	92.61	101.613	35.4286
340	1	92.71	84.564	42.5714
341	1	92.77	85.135	42.2857

----- TIDSGRUP=13 -----

OBS	TYPE	STARTTID	HAST	TIDSFB
342	1	93.16	84.5638	42.5714
343	1	93.20	85.7143	42.0000
344	1	93.35	93.3333	38.5714
345	1	93.39	88.1119	40.8571
346	1	93.54	94.7368	38.0000

STRÆKNINGSHAST VEJ 201 MOD NYBORG
TOR 29 10 81 KL. 1120 - 1220 KM 5.9 - 8 2018110603

10:44 FRIDAY, JUNE 18, 1982 10

GENNEMSNITSMAL FOR ALLE BILER I TIDSGRUPPER
TIDSGRUP=1

VARIABLE	N	MEAN	STANDARD DEVIATION	MINIMUM VALUE	MAXIMUM VALUE	STD ERROR OF MEAN	SUM	VARIANCE	C.V.
HAST	34	83.48539522	6.46243394	75.00000000	104.13223140	1.10829828	2838.5034374	41.76305238	7.741
TIDSFB	34	43.35294118	3.09671666	34.57142857	48.00000000	0.53108252	1474.0000000	9.58965404	7.143
----- TIDSGRUP=2 -----									
HAST	29	81.47745604	7.64386737	65.62500000	103.27868852	1.41943054	2362.8462251	58.42870833	9.382
TIDSFB	29	44.56157635	4.21193830	34.85714286	54.85714286	0.78213731	1292.2857143	17.74042425	9.452
----- TIDSGRUP=3 -----									
HAST	33	81.38290786	7.85411851	68.85245902	105.00000000	1.36722654	2685.6359594	61.68717750	9.651
TIDSFB	33	44.60606061	3.99793159	34.28571429	52.28571429	0.69595056	1472.0000000	15.98345702	8.963
----- TIDSGRUP=4 -----									
HAST	22	82.27352923	5.37349642	68.85245902	96.92307692	1.14563329	1810.0176431	28.87446381	6.531
TIDSFB	22	43.93506494	2.88817410	37.14285714	52.28571429	0.61576079	966.5714286	8.34154961	6.574
----- TIDSGRUP=5 -----									
HAST	29	80.05480089	7.55748495	59.15492958	99.21259843	1.40338972	2321.5892257	57.11557877	9.440
TIDSFB	29	45.36945813	4.47107928	36.28571429	60.85714286	0.83025858	1315.7142857	19.99054991	9.855
----- TIDSGRUP=6 -----									
HAST	26	77.01882426	4.71774747	68.10810811	88.11188811	0.92522640	2002.4894307	22.25714120	6.125
TIDSFB	26	46.91208791	2.89914186	40.85714286	52.85714286	0.56856850	1219.7142857	8.40502355	6.180
----- TIDSGRUP=7 -----									
HAST	31	82.75528399	10.16158924	62.37623762	114.54545455	1.82507530	2565.4138037	103.25789584	12.279
TIDSFB	31	44.11059908	5.23134323	31.42857143	57.71428571	0.93957698	1367.4285714	27.36695194	11.860
----- TIDSGRUP=8 -----									
HAST	14	86.11161928	8.94692475	77.77777778	104.13223140	2.39116622	1205.5626699	80.04746251	10.390
TIDSFB	14	42.18367347	3.92009218	34.57142857	46.28571429	1.04768870	590.5714286	15.36712267	9.293
----- TIDSGRUP=9 -----									
HAST	22	80.13813209	7.03897993	71.59090909	100.00000000	1.50071556	1763.0389059	49.54723847	8.784
TIDSFB	22	45.23376623	3.73399935	36.00000000	50.28571429	0.79609134	995.1428571	13.94275113	8.255
----- TIDSGRUP=10 -----									
HAST	28	84.81584185	6.29605456	78.75000000	102.43902439	1.18984247	2374.8435719	39.64030307	7.423
TIDSFB	28	42.65306122	2.91772506	35.14285714	45.71428571	0.55139821	1194.2857143	8.51311953	6.841

STRÆKNINGSHAST VEJ 201 MOD NYBORG
TOR 29 10 81 KL. 1120 - 1220 KM 5.9 - 8 . 2018110603

10:44 FRIDAY, JUNE 18, 1982 11

GENNEMSNITSMAL FOR ALLE BILER I TIDSGRUPPER
TIDSGRUP=11

VARIABLE	N	MEAN	STANDARD DEVIATION	MINIMUM VALUE	MAXIMUM VALUE	STD ERROR OF MEAN	SUM	VARIANCE	C.V.
HAST	9	88.72736537	6.52141510	81.81818182	100.80000000	2.17380503	798.54628829	42.52885496	7.350
TIDSFB	9	40.76190476	2.88557284	35.71428571	44.00000000	0.96185761	366.85714286	8.32653061	7.079

STRÆKNINGSHAST VEJ 201 MOD NYBORG
TOR 29 10 81 KL. 1120 - 1220 KM 5.9 - 8 . 2018110603

10:44 FRIDAY, JUNE 18, 1982 12

GENNEMSNITSMAL FOR BILER FORDELT EFTER TYPE
TYPE=1

VARIABLE	N	MEAN	STANDARD DEVIATION	MINIMUM VALUE	MAXIMUM VALUE	STD ERROR OF MEAN	SUM	VARIANCE	C.V.
HAST	233	82.85310794	7.70464717	59.15492958	114.54545455	0.50474822	19304.774150	59.36158798	9.299
TIDSFB	233	43.80870632	3.92117771	31.42857143	60.85714286	0.25688489	10207.428571	15.37563464	8.951

TYPE=2

HAST	43	77.90764652	5.81615240	62.37623762	89.36170213	0.88695493	3350.0288002	33.82762875	7.465
TIDSFB	43	46.47176080	3.63006757	40.28571429	57.71428571	0.55358011	1998.2857143	13.17739056	7.811

TYPE=5

HAST	1	73.68421053	.	73.68421053	73.68421053	.	73.68421053	.	.
TIDSFB	1	48.85714286	.	48.85714286	48.85714286	.	48.85714286	.	.

STRÆKNINGSHAST VEJ 201 MOD NYBORG
TOR 29 10 81 KL. 1120 - 1220 KM 5.9 - 8 . 2018110603

10:44 FRIDAY, JUNE 18, 1982 13

HASTIGHEDSFORDELING FOR PERSONBILER

FREQUENCY BAR CHART

MIDPOINT
HAST

42.5

47.5

52.5

57.5

62.5

67.5

72.5

77.5

82.5

87.5

92.5

97.5

102.5

107.5

112.5

117.5

122.5

*

*

FREQ	CUM. FREQ	PERCENT	CUM. PERCENT
0	0	0.00	0.00
0	0	0.00	0.00
0	0	0.00	0.00
1	1	0.43	0.43
0	1	0.00	0.43
6	7	2.58	3.00
19	26	8.15	11.16
56	82	24.03	35.19
77	159	33.05	68.24
44	203	18.88	87.12
12	215	5.15	92.27
8	223	3.43	95.71
9	232	3.86	99.57
0	232	0.00	99.57
1	233	0.43	100.00
0	233	0.00	100.00
0	233	0.00	100.00

5 10 15 20 25 30 35 40 45 50 55 60 65 70 75

FREQUENCY

STRÆKNINGSHAST VEJ 3 MOD KASTRUP
ONS 1 4 81 KL. 1630 - 1700 KM. 44.6 - 45.7

38114502 11:31 MONDAY, FEBRUARY 15, 1982 42

HASTIGHEDSFORDELING FOR ALLE BILTYPER

TABLE OF TYPE BY HAST

TYPE	HAST								
FREQUENCY PERCENT ROW PCT COL PCT	6	7	8	9	10	11	12	TOTAL	
1	1 0.20 0.21 33.33	23 4.53 4.80 71.88	95 18.70 19.83 87.16	167 32.87 34.86 98.24	170 33.46 35.49 99.42	22 4.33 4.59 100.00	1 0.20 0.21 100.00	479 94.29	
2	2 0.39 7.69 66.67	6 1.18 23.08 18.75	14 2.76 53.85 12.84	3 0.59 11.54 1.76	1 0.20 3.85 0.58	0 0.00 0.00 0.00	0 0.00 0.00 0.00	26 5.12	
5	0 0.00 0.00 0.00	2 0.39 100.00 6.25	0 0.00 0.00 0.00	0 0.00 0.00 0.00	0 0.00 0.00 0.00	0 0.00 0.00 0.00	0 0.00 0.00 0.00	2 0.39	
6	0 0.00 0.00 0.00	1 0.20 100.00 3.13	0 0.00 0.00 0.00	0 0.00 0.00 0.00	0 0.00 0.00 0.00	0 0.00 0.00 0.00	0 0.00 0.00 0.00	1 0.20	
TOTAL	3 0.59	32 6.30	109 21.46	170 33.46	171 33.66	22 4.33	1 0.20	508 100.00	

STRÆKNINGSHAST VEJ 201 MOD NYBORG
TOR 29 10 81 KL. 1120 - 1220 KM 5.9 - 8

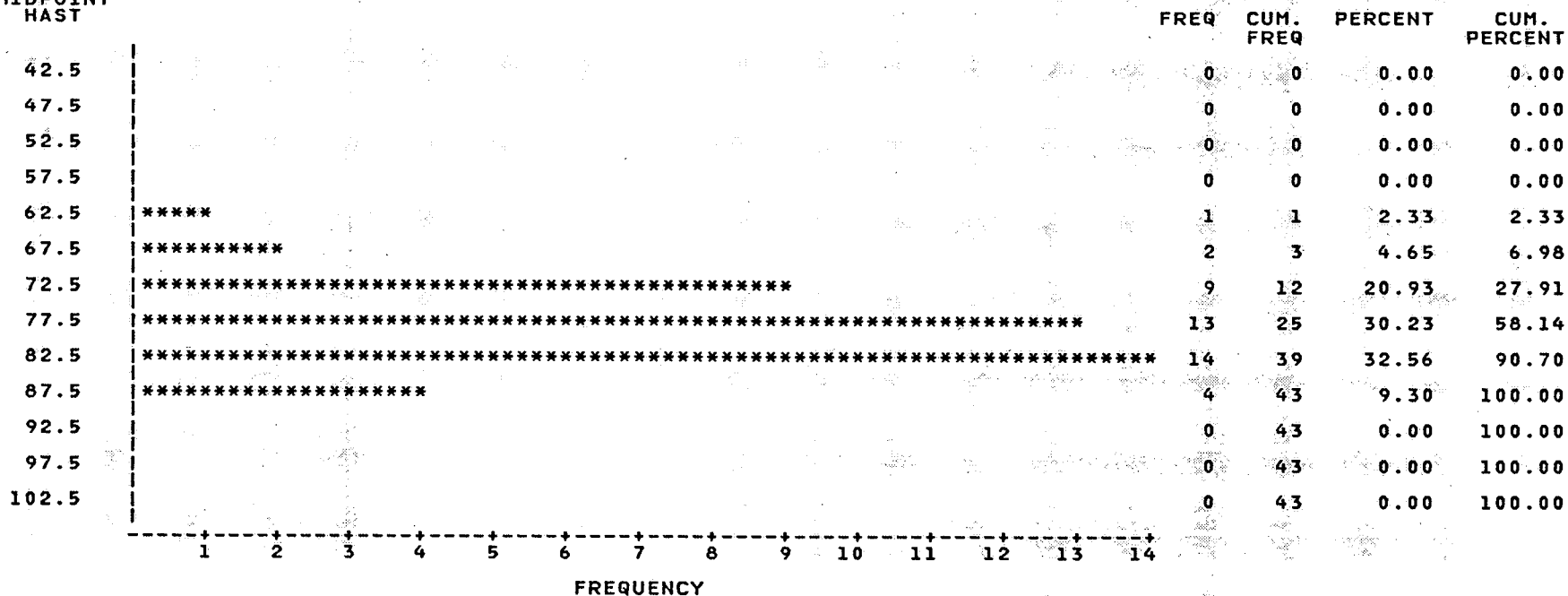
2018110603

10:44 FRIDAY, JUNE 18, 1982

14

HASTIGHEDSFORDELING FOR LASTBILER

FREQUENCY BAR CHART

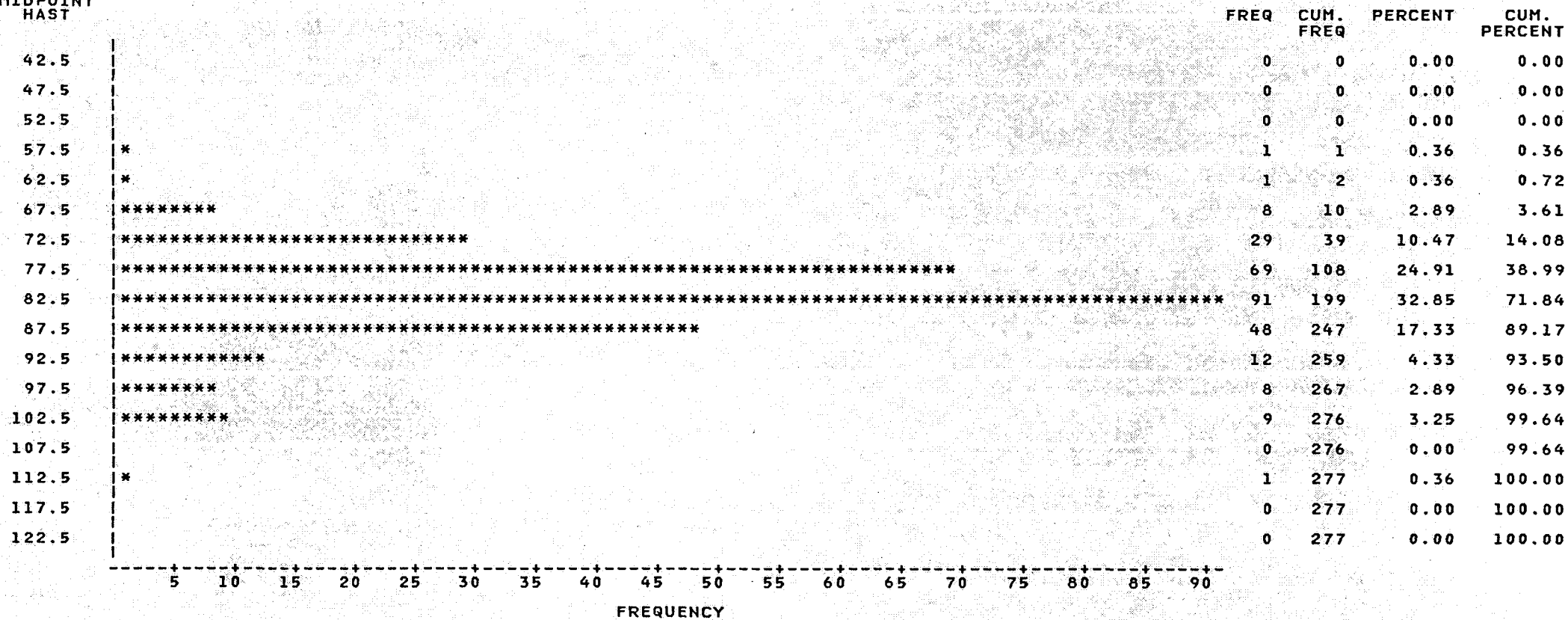
MIDPOINT
HAST

STRÆKNINGSHAST VEJ 201 MOD NYBORG
TOR 29 10 81 KL. 1120 - 1220 KM 5.9 - 8 . 2018110603

10:44 FRIDAY, JUNE 18, 1982 15

HASTIGHEDSFORDELING FOR ALLE BILTYPER

FREQUENCY BAR CHART

MIDPOINT
HAST

STRÆKNINGSHAST VEJ 201 MOD NYBORG
TOR 29 10 81 KL. 1120 - 1220 KM 5.9 - 8 . 2018110603

10:44 FRIDAY, JUNE 18, 1982 16

HASTIGHEDSFORDELING FOR ALLE BILTYPER

TABLE OF TYPE BY HAST

TYPE	HAST						
FREQUENCY							
PERCENT							
ROW PCT							
COL PCT	6	7	8	9	10	11	TOTAL
1	1	25	133	56	17	1	233
	0.36	9.03	48.01	20.22	6.14	0.36	84.12
	0.43	10.73	57.08	24.03	7.30	0.43	
	50.00	67.57	83.13	93.33	100.00	100.00	
2	1	11	27	4	0	0	43
	0.36	3.97	9.75	1.44	0.00	0.00	15.52
	2.33	25.58	62.79	9.30	0.00	0.00	
	50.00	29.73	16.88	6.67	0.00	0.00	
5	0	1	0	0	0	0	1
	0.00	0.36	0.00	0.00	0.00	0.00	0.36
	0.00	100.00	0.00	0.00	0.00	0.00	
	0.00	2.70	0.00	0.00	0.00	0.00	
TOTAL	2	37	160	60	17	1	277
	0.72	13.36	57.76	21.66	6.14	0.36	100.00

STRÆKNINGSHAST VEJ 201 MOD NYBORG
TOR 29 10 81 KL. 1120 - 1220 KM 5.9 - 8 2018110603

10:44 FRIDAY, JUNE 18, 1982

1

SORTERET LISTE - ALLE BILTYPER - I TIDSGRUPPER

----- TIDSGRUP=1 -----

OBS	TYPE	STARTTID	HAST	TIDSFB
1	1	23.70	78.750	45.7143
2	1	23.92	90.000	40.0000
3	1	23.94	86.301	41.7143
4	1	24.54	79.747	45.1429
5	1	24.61	87.500	41.1429
6	1	24.83	96.923	37.1429
7	1	24.84	91.971	39.1429
8	2	24.87	89.362	40.2857
9	1	25.54	104.132	34.5714
10	2	25.74	84.000	42.8571
11	1	25.82	82.353	43.7143
12	1	26.05	78.750	45.7143
13	1	26.14	82.353	43.7143
14	1	26.20	82.353	43.7143
15	2	26.38	78.750	45.7143
16	1	26.40	78.261	46.0000
17	1	26.44	78.750	45.7143
18	2	26.50	80.769	44.5714
19	1	27.12	75.904	47.4286
20	1	27.17	77.301	46.5714
21	2	27.58	84.564	42.5714
22	1	27.93	79.245	45.4286
23	2	27.95	78.750	45.7143
24	1	28.22	75.000	48.0000
25	1	28.32	92.647	38.8571
26	1	28.37	79.245	45.4286
27	1	28.77	81.290	44.2857
28	1	28.95	91.971	39.1429
29	1	29.00	83.444	43.1429
30	1	29.12	84.000	42.8571
31	1	29.22	77.301	46.5714
32	1	29.47	86.301	41.7143
33	1	29.67	79.747	45.1429
34	1	29.76	80.769	44.5714

----- TIDSGRUP=2 -----

OBS	TYPE	STARTTID	HAST	TIDSFB
35	1	30.05	68.108	52.8571
36	1	30.28	80.255	44.8571
37	1	30.58	77.778	46.2857
38	1	30.59	74.556	48.2857
39	1	30.61	75.449	47.7143
40	1	30.85	84.000	42.8571
41	1	30.95	85.714	42.0000
42	1	31.16	72.414	49.7143
43	1	31.47	81.818	44.0000

STRÆKNINGSHAST VEJ 201 MOD NYBORG
TOR 29 10 81 KL. 1120 - 1220 KM 5.9 - 8 2018110603

10:44 FRIDAY, JUNE 18, 1982

2

SORTERET LISTE - ALLE BILTYPER - I TIDSGRUPPER

TIDSGRUP=2

OBS	TYPE	STARTTID	HAST	TIDSFB
44	1	31.57	85.714	42.0000
45	1	31.88	88.732	40.5714
46	2	32.18	86.897	41.4286
47	2	32.24	87.500	41.1429
48	2	32.62	73.684	48.8571
49	1	32.66	72.832	49.4286
50	1	33.24	74.556	48.2857
51	2	33.27	81.818	44.0000
52	1	33.28	85.714	42.0000
53	1	33.45	84.000	42.8571
54	1	33.53	81.290	44.2857
55	1	33.57	81.818	44.0000
56	1	33.85	77.301	46.5714
57	1	34.19	84.564	42.5714
58	1	34.43	85.714	42.0000
59	1	35.14	103.279	34.8571
60	1	35.19	89.362	40.2857
61	1	35.81	90.000	40.0000
62	2	35.87	82.353	43.7143
63	2	35.90	65.625	54.8571

TIDSGRUP=3

OBS	TYPE	STARTTID	HAST	TIDSFB
64	1	36.12	81.818	44.0000
65	1	36.13	81.290	44.2857
66	2	36.17	68.852	52.2857
67	1	36.22	81.290	44.2857
68	1	36.25	71.186	50.5714
69	1	36.36	75.000	48.0000
70	1	36.41	76.829	46.8571
71	1	36.43	76.829	46.8571
72	1	36.87	78.261	46.0000
73	1	36.89	84.000	42.8571
74	1	36.90	77.778	46.2857
75	1	37.46	98.437	36.5714
76	1	37.77	80.255	44.8571
77	1	38.16	105.000	34.2857
78	1	38.22	97.674	36.8571
79	1	38.51	76.829	46.8571
80	1	38.59	74.556	48.2857
81	2	38.72	80.769	44.5714
82	1	39.24	87.500	41.1429
83	1	39.27	80.255	44.8571
84	1	39.40	80.255	44.8571
85	1	39.52	85.714	42.0000
86	1	39.57	86.897	41.4286

STRÆKNINGSHAST VEJ 201 MOD NYBORG
TOR 29 10 81 KL. 1120 - 1220 KM 5.9 - 8 . 2018110603

10:44 FRIDAY, JUNE 18, 1982

3

SORTERET LISTE - ALLE BILTYPER - I TIDSGRUPPER

----- TIDSGRUP=3 -----

OBS	TYPE	STARTTID	HAST	TIDSFB
87	1	39.90	71.1864	50.5714
88	2	40.06	72.0000	50.0000
89	1	40.37	86.3014	41.7143
90	1	40.43	84.5638	42.5714
91	1	40.44	84.5638	42.5714
92	2	40.74	76.3636	47.1429
93	1	41.21	75.9036	47.4286
94	1	41.27	77.7778	46.2857
95	1	41.51	85.1351	42.2857
96	1	41.59	84.5638	42.5714

----- TIDSGRUP=4 -----

OBS	TYPE	STARTTID	HAST	TIDSFB
97	2	42.10	76.8293	46.8571
98	1	42.27	80.7692	44.5714
99	1	42.35	83.4437	43.1429
100	1	42.37	83.4437	43.1429
101	1	42.55	77.7778	46.2857
102	1	42.60	78.7500	45.7143
103	1	42.77	77.3006	46.5714
104	1	43.78	81.8182	44.0000
105	1	43.99	89.3617	40.2857
106	1	44.04	88.1119	40.8571
107	1	44.11	83.4437	43.1429
108	2	44.27	80.2548	44.8571
109	1	44.29	80.2548	44.8571
110	1	44.39	84.0000	42.8571
111	1	44.54	84.0000	42.8571
112	1	45.45	96.9231	37.1429
113	1	45.84	81.2903	44.2857
114	1	45.95	85.1351	42.2857
115	1	46.98	85.1351	42.2857
116	1	47.00	80.7692	44.5714
117	1	47.50	68.8525	52.2857
118	1	47.75	82.3529	43.7143

STRÆKNINGSHAST VEJ 201 MOD NYBORG
TOR 29 10 81 KL. 1120 - 1220 KM 5.9 - 8 . 2018110603

10:44 FRIDAY, JUNE 18, 1982

SORTERET LISTE - ALLE BILTYPER - I TIDSGRUPPER

----- TIDSGRUP=5 -----

OBS	TYPE	STARTTID	HAST	TIDSFB
119	1	48.28	87.5000	41.1429
120	1	48.85	82.8947	43.4286
121	1	48.86	91.9708	39.1429
122	1	48.88	84.0000	42.8571
123	1	49.02	78.7500	45.7143
124	1	49.05	82.3529	43.7143
125	1	49.28	77.7778	46.2857
126	1	49.80	80.7692	44.5714
127	1	50.02	72.8324	49.4286
128	1	50.42	94.7368	38.0000
129	1	50.61	81.8182	44.0000
130	1	50.65	81.8182	44.0000
131	2	50.69	80.2548	44.8571
132	1	50.74	84.0000	42.8571
133	1	50.77	82.3529	43.7143
134	1	51.62	80.2548	44.8571
135	1	51.70	80.2548	44.8571
136	1	51.75	80.7692	44.5714
137	1	51.83	78.2609	46.0000
138	1	52.07	80.7692	44.5714
139	1	52.50	99.2126	36.2857
140	1	52.95	72.8324	49.4286
141	1	53.02	75.4491	47.7143
142	1	53.04	74.5562	48.2857
143	2	53.05	75.9036	47.4286
144	1	53.08	75.0000	48.0000
145	1	53.09	74.5562	48.2857
146	2	53.62	70.7865	50.8571
147	1	53.82	59.1549	60.8571

----- TIDSGRUP=6 -----

OBS	TYPE	STARTTID	HAST	TIDSFB
148	1	54.15	77.3006	46.5714
149	1	54.56	82.8947	43.4286
150	1	54.63	88.1119	40.8571
151	1	55.16	80.2548	44.8571
152	1	55.40	81.8182	44.0000
153	2	55.67	75.0000	48.0000
154	2	56.44	72.4138	49.7143
155	1	56.54	76.3636	47.1429
156	2	56.66	79.2453	45.4286
157	1	57.25	68.1081	52.8571
158	1	57.26	70.3911	51.1429
159	1	57.28	70.7865	50.8571
160	1	57.35	73.2558	49.1429
161	5	57.41	73.6842	48.8571

STRÆKNINGSHAST VEJ 201 MOD NYBORG
TOR 29 10 81 KL. 1120 - 1220 KM 5.9 - 8 2018110603

10:44 FRIDAY, JUNE 18, 1982

5

SORTERET LISTE - ALLE BILTYPER - I TIDSGRUPPER

----- TIDSGRUP=6 -----

OBS	TYPE	STARTTID	HAST	TIDSFB
162	1	57.46	74.5562	48.2857
163	1	57.62	80.2548	44.8571
164	1	57.68	78.7500	45.7143
165	2	57.75	80.2548	44.8571
166	2	57.80	77.3006	46.5714
167	1	57.89	79.7468	45.1429
168	1	58.02	81.2903	44.2857
169	1	58.04	79.2453	45.4286
170	2	58.85	77.7778	46.2857
171	1	58.92	80.7692	44.5714
172	1	59.40	69.2308	52.0000
173	1	59.42	73.6842	48.8571

----- TIDSGRUP=7 -----

OBS	TYPE	STARTTID	HAST	TIDSFB
174	1	60.04	114.545	31.4286
175	1	60.10	78.750	45.7143
176	1	60.31	67.380	53.4286
177	2	60.78	62.376	57.7143
178	1	60.88	79.245	45.4286
179	1	60.89	72.414	49.7143
180	1	61.17	80.255	44.8571
181	1	61.30	84.000	42.8571
182	1	61.92	89.362	40.2857
183	1	61.93	93.333	38.5714
184	1	62.44	86.897	41.4286
185	2	62.51	82.353	43.7143
186	1	62.56	81.818	44.0000
187	1	62.65	83.444	43.1429
188	1	63.21	83.444	43.1429
189	1	63.23	84.000	42.8571
190	2	63.34	85.135	42.2857
191	3	63.51	87.500	41.1429
192	2	63.53	82.353	43.7143
193	1	63.54	103.279	34.8571
194	1	63.55	87.500	41.1429
195	1	63.78	76.364	47.1429
196	1	63.81	82.895	43.4286
197	2	64.28	71.186	50.5714
198	1	64.50	78.261	46.0000
199	1	64.80	94.030	38.2857
200	1	64.83	84.564	42.5714
201	1	64.94	88.732	40.5714
202	2	65.68	75.000	48.0000
203	1	65.85	75.000	48.0000
204	1	65.94	70.000	51.4286

STRÆKNINGSHAST VEJ 201 MOD NYBORG
TOR 29 10 81 KL. 1120 - 1220 KM 5.9 - 8 2018110603

10:44 FRIDAY, JUNE 18, 1982

SORTERET LISTE - ALLE BILTYPER - I TIDSGRUPPER

----- TIDSGRUP=8 -----

OBS	TYPE	STARTTID	HAST	TIDSFB
205	1	66.09	85.135	42.2857
206	1	66.58	84.000	42.8571
207	1	66.91	104.132	34.5714
208	1	67.80	98.437	36.5714
209	1	68.01	80.769	44.5714
210	1	68.07	82.353	43.7143
211	1	68.10	81.290	44.2857
212	2	68.19	77.778	46.2857
213	1	68.69	103.279	34.8571
214	1	69.29	81.818	44.0000
215	1	69.78	86.301	41.7143
216	1	71.25	80.255	44.8571
217	3	71.26	80.769	44.5714
218	1	71.39	79.245	45.4286

----- TIDSGRUP=9 -----

OBS	TYPE	STARTTID	HAST	TIDSFB
219	1	72.75	88.732	40.5714
220	1	72.85	85.135	42.2857
221	1	72.89	85.135	42.2857
222	1	72.90	84.564	42.5714
223	1	73.92	71.591	50.2857
224	2	73.97	72.000	50.0000
225	1	73.99	87.500	41.1429
226	1	74.48	82.353	43.7143
227	2	75.00	72.832	49.4286
228	1	75.46	79.747	45.1429
229	2	75.77	73.256	49.1429
230	1	75.79	100.000	36.0000
231	2	76.02	76.829	46.8571
232	1	76.14	78.261	46.0000
233	1	76.34	74.556	48.2857
234	1	77.63	85.135	42.2857
235	3	77.65	85.714	42.0000
236	2	77.68	73.256	49.1429
237	1	77.72	77.301	46.5714
238	1	77.75	75.000	48.0000
239	1	77.82	76.364	47.1429
240	2	77.98	77.778	46.2857

STRÆKNINGSHAST VEJ 201 MOD NYBORG
TOR 29 10 81 KL. 1120 - 1220 KM 5.9 - 8 2018110603

10:44 FRIDAY, JUNE 18, 1982

7

SORTERET LISTE - ALLE BILTYPER - I TIDSGRUPPER

----- TIDSGRUP=10 -----

OBS	TYPE	STARTTID	HAST	TIDSFB
241	1	78.30	80.255	44.8571
242	1	78.61	86.301	41.7143
243	1	78.69	85.135	42.2857
244	1	78.75	87.500	41.1429
245	1	79.07	86.301	41.7143
246	1	79.30	83.444	43.1429
247	1	79.72	84.000	42.8571
248	1	79.88	99.213	36.2857
249	1	80.44	81.818	44.0000
250	1	80.50	78.750	45.7143
251	1	80.53	78.750	45.7143
252	1	80.54	85.714	42.0000
253	1	80.55	78.750	45.7143
254	1	80.60	79.747	45.1429
255	1	80.61	79.245	45.4286
256	1	80.65	79.747	45.1429
257	1	80.94	96.183	37.4286
258	1	81.38	89.362	40.2857
259	1	81.51	81.290	44.2857
260	1	81.89	85.135	42.2857
261	1	82.15	88.112	40.8571
262	1	82.24	102.439	35.1429
263	1	82.63	83.444	43.1429
264	2	82.69	84.000	42.8571
265	1	83.53	79.747	45.1429
266	1	83.66	79.245	45.4286
267	1	83.79	79.245	45.4286
268	1	83.90	91.971	39.1429

----- TIDSGRUP=11 -----

OBS	TYPE	STARTTID	HAST	TIDSFB
269	1	84.57	85.714	42.0000
270	1	84.58	100.800	35.7143
271	1	84.62	86.897	41.4286
272	1	84.86	81.818	44.0000
273	1	85.89	94.737	38.0000
274	1	85.90	94.030	38.2857
275	2	86.06	81.818	44.0000
276	1	86.20	88.732	40.5714
277	4	86.24	84.000	42.8571

STRÆKNINGSHAST VEJ 3 MOD KASTRUP
ONS 1 4 81 KL. 1630 - 1700 KM 44.6 - 45.7

11:31 MONDAY, FEBRUARY 15, 1982 36
38114502

GENNEMSNITSMAL FOR PERSONBILER I TIDSGRUPPER
TIDSGRUP=1

VARIABLE	N	MEAN	STANDARD DEVIATION	MINIMUM VALUE	MAXIMUM VALUE	STD ERROR OF MEAN	SUM	VARIANCE	C.V.
HAST	204	90.11728482	9.41953146	58.40707965	124.52830189	0.65949912	18383.926102	88.72757288	10.453
TIDSFB	204	40.41176471	4.51945463	28.90909091	61.63636364	0.31642512	8244.000000	20.42547016	11.184

TIDSGRUP=2

HAST	156	93.86698317	9.24659079	72.52747253	111.86440678	0.74031976	14643.249375	85.49944117	9.851
TIDSFB	156	38.74475524	4.03946296	32.18181818	49.63636364	0.32341587	6044.181818	16.31726104	10.426

TIDSGRUP=3

HAST	119	90.77014216	8.40052627	68.75000000	111.86440678	0.77007498	10801.646917	70.56884163	9.255
TIDSFB	119	40.01527884	3.89320813	32.18181818	52.36363636	0.35688980	4761.818182	15.15706952	9.729

STRÆKNINGSHAST VEJ 201 MOD NYBORG
TOR 29 10 81 KL. 1120 - 1220 KM 5.9 - 8 . 2018110603

10:44 FRIDAY, JUNE 18, 1982

8

GENNEMSNITSMAL FOR PERSONBILER I TIDSGRUPPER
TIDSGRUP=1

VARIABLE	N	MEAN	STANDARD DEVIATION	MINIMUM VALUE	MAXIMUM VALUE	STD ERROR OF MEAN	SUM	VARIANCE	C.V.
HAST	28	83.65388379	6.91000804	75.00000000	104.13223140	1.30586877	2342.3087461	47.74821112	8.260
TIDSFB	28	43.29591837	3.29683615	34.57142857	48.00000000	0.62304347	1212.2857143	10.86912860	7.615
----- TIDSGRUP=2 -----									
HAST	23	81.95518869	7.54441195	68.10810811	103.27868852	1.57311864	1884.9693398	56.91815173	9.206
TIDSFB	23	44.27329193	3.97625444	34.85714286	52.85714286	0.82910636	1018.2857143	15.81059934	8.981
----- TIDSGRUP=3 -----									
HAST	29	82.33278046	7.73951689	71.18644068	105.00000000	1.43719221	2387.6506332	59.90012163	9.400
TIDSFB	29	44.06896552	3.82004470	34.28571429	50.57142857	0.70936449	1278.0000000	14.59274153	8.668
----- TIDSGRUP=4 -----									
HAST	20	82.64667989	5.47657007	68.85245902	96.92307692	1.22459830	1652.9335977	29.99281970	6.626
TIDSFB	20	43.74285714	2.94729937	37.14285714	52.28571429	0.65903617	874.8571429	8.68657358	6.738
----- TIDSGRUP=5 -----									
HAST	26	80.56324298	7.71839732	59.15492958	99.21259843	1.51370225	2094.6443174	59.57365721	9.581
TIDSFB	26	45.09890110	4.57477899	36.28571429	60.85714286	0.89718798	1172.5714286	20.92860283	10.144
----- TIDSGRUP=6 -----									
HAST	19	77.20068293	5.28790346	68.10810811	88.11188811	1.21312825	1466.8129757	27.96192301	6.850
TIDSFB	19	46.84210526	3.25133663	40.85714286	52.85714286	0.74590778	890.0000000	10.57118988	6.941
----- TIDSGRUP=7 -----									
HAST	25	84.28040432	10.05052140	67.37967914	114.54545455	2.01010428	2107.0101079	101.01298033	11.925
TIDSFB	25	43.25714286	4.81847352	31.42857143	53.42857143	0.96369470	1081.4285714	23.21768707	11.139
----- TIDSGRUP=8 -----									
HAST	13	86.75268401	8.97135054	79.24528302	104.13223140	2.48820495	1127.7848921	80.48513055	10.341
TIDSFB	13	41.86813187	3.89071000	34.57142857	45.42857143	1.07908880	544.2857143	15.13762428	9.293
----- TIDSGRUP=9 -----									
HAST	16	82.31799138	6.99336643	71.59090909	100.00000000	1.74834161	1317.0878620	48.90717408	8.496
TIDSFB	16	44.01785714	3.60116194	36.00000000	50.28571429	0.90029049	704.2857143	12.96836735	8.181
----- TIDSGRUP=10 -----									
HAST	27	84.84605822	6.41392096	78.75000000	102.43902439	1.23435966	2290.8435719	41.13838205	7.559
TIDSFB	27	42.64550265	2.97302640	35.14285714	45.71428571	0.57215920	1151.4285714	8.83888598	6.971

STRÆKNINGSHAST VEJ 201 MOD NYBORG
TOR 29 10 81 KL. 1120 - 1220 KM 5.9 - 8 . 2018110603

10:44 FRIDAY, JUNE 18, 1982

9

GENNEMSNITSMAL FOR PERSONBILER I TIDSGRUPPER
TIDSGRUP=11

VARIABLE	N	MEAN	STANDARD DEVIATION	MINIMUM VALUE	MAXIMUM VALUE	STD ERROR OF MEAN	SUM	VARIANCE	C.V.
HAST	7	90.38972950	6.46531589	81.81818182	100.80000000	2.44365971	632.72810647	41.80030959	7.153
TIDSFB	7	40.00000000	2.81879021	35.71428571	44.00000000	1.06540256	280.00000000	7.94557823	7.047

STRÆKNINGSHAST VEJ 201 MOD ODENSE
TOR 1 10 81 KL. 1115 - 1230 KM 8 - 5.9 . 2018130601

16:18 MONDAY, JUNE 14, 1982 100

HASTIGHEDSFORDELING FOR ALLE BILTYPER

TABLE OF TYPE BY HAST

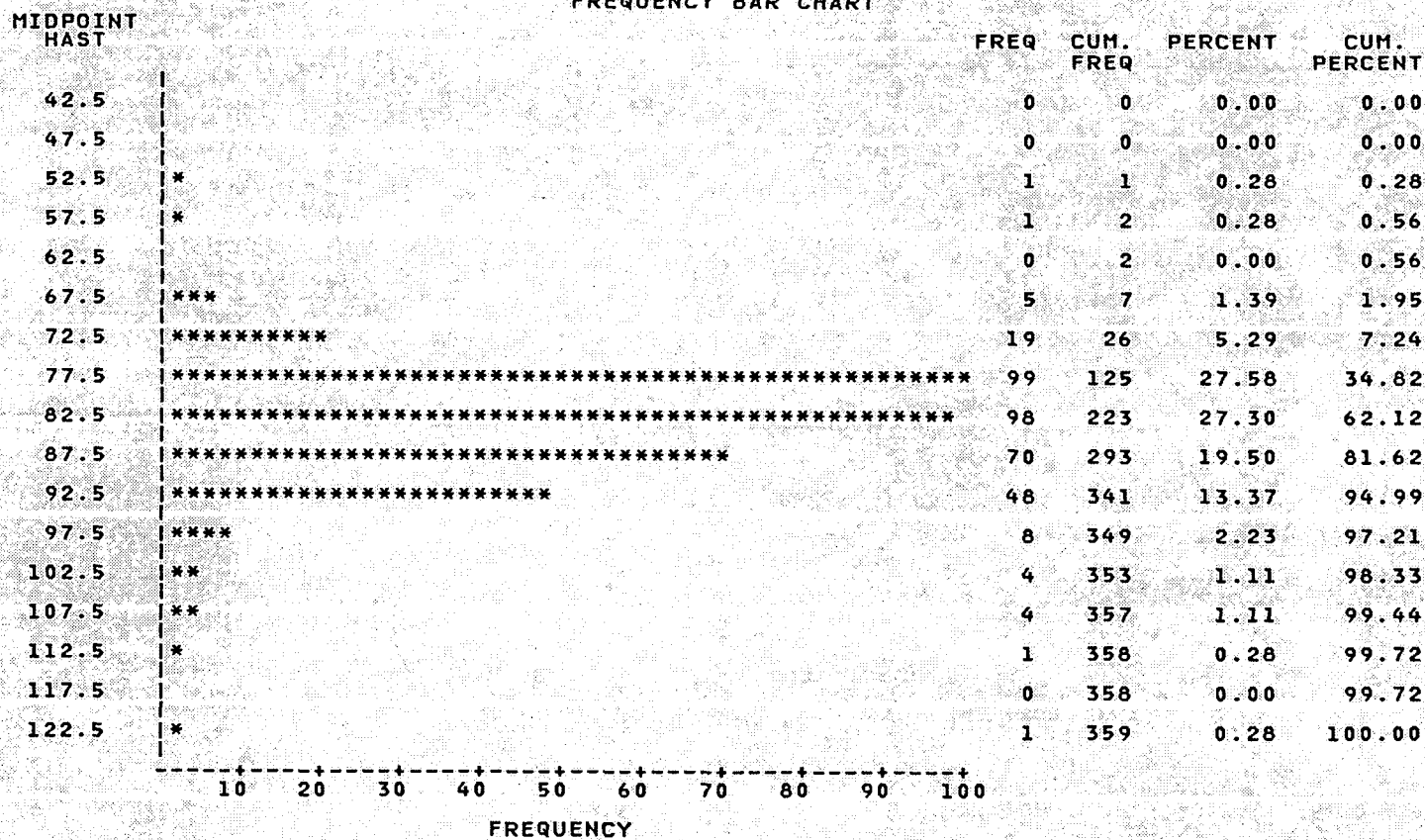
TYPE	HAST									
FREQUENCY										
PERCENT										
ROW PCT										
COL PCT	5	6	7	8	9	10	11	13	TOTAL	
1	0	0	11	149	109	12	5	1	287	
	0.00	0.00	3.06	41.50	30.36	3.34	1.39	0.28	79.94	
	0.00	0.00	3.83	51.92	37.98	4.18	1.74	0.35		
	0.00	0.00	45.83	75.63	92.37	100.00	100.00	100.00		
2	1	1	12	44	9	0	0	0	67	
	0.28	0.28	3.34	12.26	2.51	0.00	0.00	0.00	18.66	
	1.49	1.49	17.91	65.67	13.43	0.00	0.00	0.00		
	100.00	100.00	50.00	22.34	7.63	0.00	0.00	0.00		
5	0	0	1	2	0	0	0	0	3	
	0.00	0.00	0.28	0.56	0.00	0.00	0.00	0.00	0.84	
	0.00	0.00	33.33	66.67	0.00	0.00	0.00	0.00		
	0.00	0.00	4.17	1.02	0.00	0.00	0.00	0.00		
6	0	0	0	2	0	0	0	0	2	
	0.00	0.00	0.00	0.56	0.00	0.00	0.00	0.00	0.56	
	0.00	0.00	0.00	100.00	0.00	0.00	0.00	0.00		
	0.00	0.00	0.00	1.02	0.00	0.00	0.00	0.00		
TOTAL	1	1	24	197	118	12	5	1	359	
	0.28	0.28	6.69	54.87	32.87	3.34	1.39	0.28	100.00	

STRÆKNINGSHAST VEJ 201 MOD ODENSE
TOR 1 10 81 KL. 1115 - 1230 KM 8 - 5.9 . 2018130601

16:18 MONDAY, JUNE 14, 1982 99

HASTIGHEDSFORDELING FOR ALLE BILTYPER

FREQUENCY BAR CHART

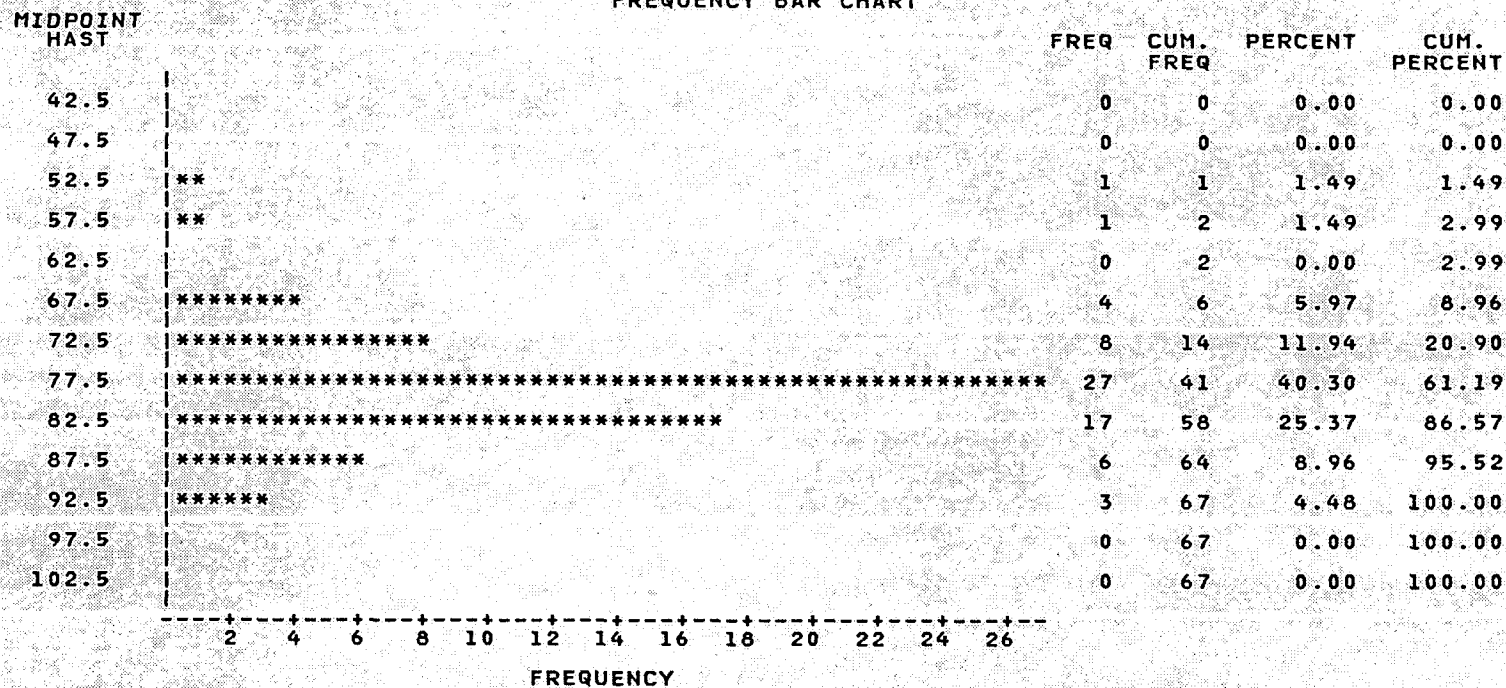


STRÆKNINGSHAST VEJ 201 MOD ODENSE
TOR 1 10 81 KL. 1115 - 1230 KM 8 - 5.9 . 2018130601

16:18 MONDAY, JUNE 14, 1982 98

HASTIGHEDSFORDELING FOR LASTBILER

FREQUENCY BAR CHART

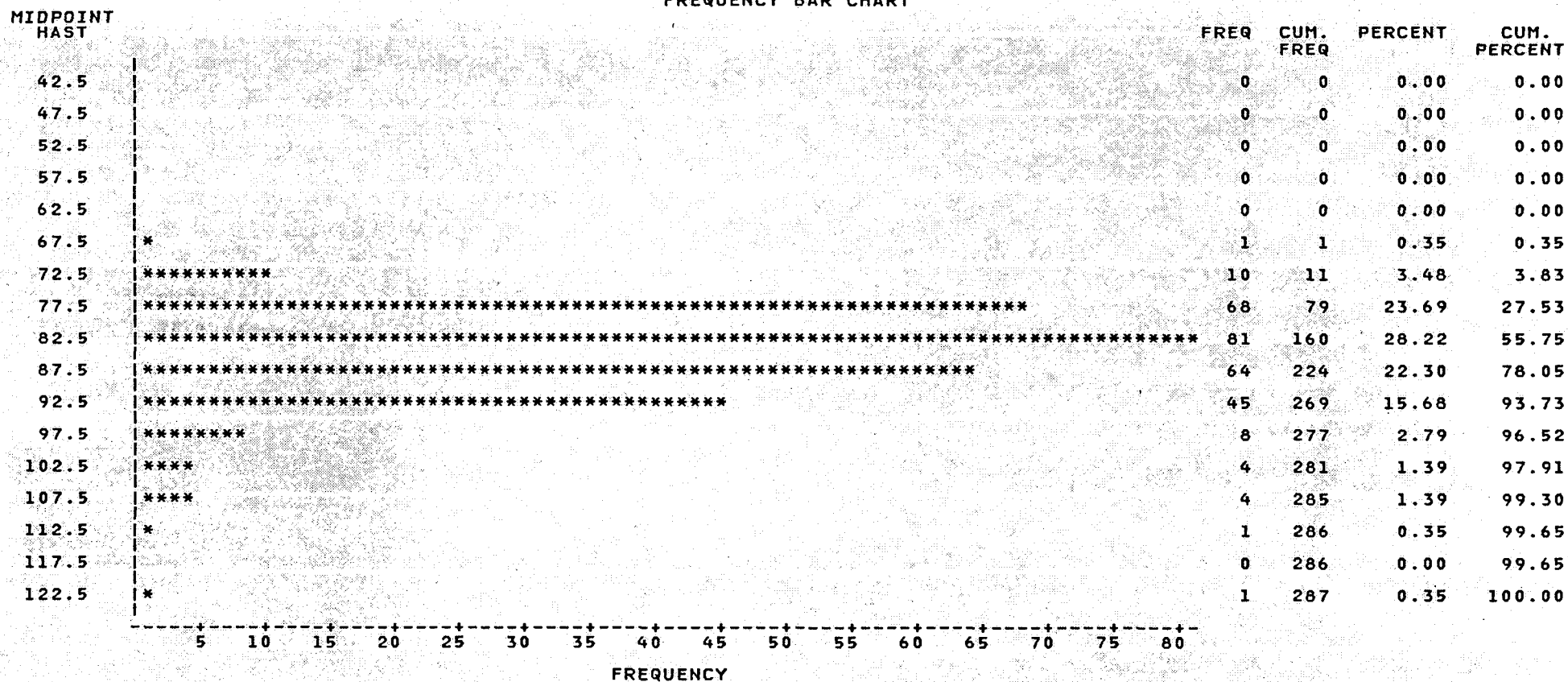


STRÆKNINGSHAST VEJ 201 MOD ODENSE
TOR 1 10 81 KL. 1115 - 1230 KM 8 - 5.9 . 2018130601

16:18 MONDAY, JUNE 14, 1982 97

HASTIGHEDSFORDELING FOR PERSONBILER

FREQUENCY BAR CHART



STRÆKNINGSHAST VEJ 201 MOD ODENSE
TOR 1 10 81 KL. 1115 - 1230 KM 8 - 5.9 . 2018130601

16:18 MONDAY, JUNE 14, 1982 96

GENNEMSNITSMAL FOR BILER FORDELT EFTER TYPE
TYPE=1

VARIABLE	N	MEAN	STANDARD DEVIATION	MINIMUM VALUE	MAXIMUM VALUE	STD ERROR OF MEAN	SUM	VARIANCE	C.V.
HAST	287	84.82329806	7.47755293	69.61325967	127.27272727	0.44138599	24344.286543	55.91379780	8.815
TIDSFB	287	42.74664012	3.51465645	28.28571429	51.71428571	0.20746361	12268.285714	12.35280996	8.222
----- TYPE=2 -----									
HAST	67	78.23940230	6.94076698	50.40000000	94.73684211	0.84794965	5242.0399543	48.17424632	8.871
TIDSFB	67	46.42643923	4.84423371	38.00000000	71.42857143	0.59181734	3110.5714286	23.46660021	10.434
----- TYPE=5 -----									
HAST	3	76.41523120	2.41337489	73.68421053	78.26086957	1.39336264	229.24569359	5.82437835	3.158
TIDSFB	3	47.14285714	1.51185789	46.00000000	48.85714286	0.87287156	141.42857143	2.28571429	3.207
----- TYPE=6 -----									
HAST	2	78.26086957	0	78.26086957	78.26086957	0	156.52173913	0	0.000
TIDSFB	2	46.00000000	0	46.00000000	46.00000000	0	92.00000000	0	0.000

STRÆKNINGSHAST VEJ 201 MOD ODENSE
TOR 1 10 81 KL. 1115 - 1230 KM 8 - 5.9 . 2018130601

16:18 MONDAY, JUNE 14, 1982 95

GENNEMSNITSMAL FOR ALLE BILER I TIDSGRUPPER
TIDSGRUP=11

VARIABLE	N	MEAN	STANDARD DEVIATION	MINIMUM VALUE	MAXIMUM VALUE	STD ERROR OF MEAN	SUM	VARIANCE	C.V.
HAST	29	82.74200078	5.59834836	71.18644068	94.02985075	1.03958719	2399.5180227	31.34150432	6.766
TIDSFB	29	43.70443350	3.00580853	38.28571429	50.57142857	0.55816463	1267.4285714	9.03488489	6.878

TIDSGRUP=12

HAST	24	79.65504633	8.46953821	66.66666667	100.00000000	1.72883725	1911.7211120	71.73307757	10.633
TIDSFB	24	45.65476190	4.55429956	36.00000000	54.00000000	0.92964250	1095.7142857	20.74164448	9.976

STRÆKNINGSHAST VEJ 201 MOD ODENSE
TOR 1 10 81 KL. 1115 - 1230 KM 8 - 5.9 . 2018130601

16:18 MONDAY, JUNE 14, 1982 94

GENNEMSNITSMÅL FOR ALLE BILER I TIDSGRUPPER
TIDSGRUP=1

VARIABLE	N	MEAN	STANDARD DEVIATION	MINIMUM VALUE	MAXIMUM VALUE	STD ERROR OF MEAN	SUM	VARIANCE	C.V.
HAST	15	81.51746717	6.71920462	75.44910180	99.21259843	1.73489117	1222.7620075	45.14771070	8.243
TIDSFB	15	44.41904762	3.35093506	36.28571429	47.71428571	0.86520771	666.2857143	11.22876579	7.544
----- TIDSGRUP=2 -----									
HAST	28	81.50769904	10.59493245	50.40000000	102.43902439	2.00225403	2282.2155731	112.25259354	12.999
TIDSFB	28	45.05102041	7.24187603	35.14285714	71.42857143	1.36858593	1261.4285714	52.44476838	16.075
----- TIDSGRUP=3 -----									
HAST	17	92.55679785	11.39077370	77.30061350	127.27272727	2.76266842	1573.4655634	129.74972544	12.307
TIDSFB	17	39.37815126	4.23690696	28.28571429	46.57142857	1.02760088	669.4285714	17.95138055	10.760
----- TIDSGRUP=4 -----									
HAST	79	84.46681844	6.80154804	68.47826087	110.52631579	0.76523394	6672.8786570	46.26105576	8.052
TIDSFB	79	42.87522604	3.23615815	32.57142857	52.57142857	0.36409624	3387.1428571	10.47271956	7.548
----- TIDSGRUP=5 -----									
HAST	45	80.30844977	5.42605889	73.68421053	94.73684211	0.80886910	3613.8802396	29.44211505	6.757
TIDSFB	45	45.01587302	2.86398891	38.00000000	48.85714286	0.42693826	2025.7142857	8.20243249	6.362
----- TIDSGRUP=6 -----									
HAST	21	84.06106309	5.20321113	73.68421053	94.02985075	1.13543375	1765.2823249	27.07340604	6.190
TIDSFB	21	42.97959184	2.61326511	38.28571429	48.85714286	0.57026120	902.5714286	6.82915452	6.080
----- TIDSGRUP=7 -----									
HAST	15	82.37358757	6.40579653	72.83236994	96.18320611	1.65396955	1235.6038135	41.03422924	7.777
TIDSFB	15	43.94285714	3.31125829	37.42857143	49.42857143	0.85496322	659.1428571	10.96443149	7.535
----- TIDSGRUP=8 -----									
HAST	16	84.64823749	9.71480224	69.23076923	108.62068966	2.42870056	1354.3717998	94.37738263	11.477
TIDSFB	16	43.01785714	4.60460432	33.14285714	52.00000000	1.15115108	688.2857143	21.20238095	10.704
----- TIDSGRUP=9 -----									
HAST	17	86.47988301	8.71792168	74.55621302	102.43902439	2.11440658	1470.1580112	76.00215836	10.081
TIDSFB	17	42.03361345	4.28914429	35.14285714	48.28571429	1.04027029	714.5714286	18.39675870	10.204
----- TIDSGRUP=10 -----									
HAST	53	84.34409066	6.38998737	74.55621302	105.88235294	0.87773227	4470.2368051	40.83193856	7.576
TIDSFB	53	42.91644205	3.16791137	34.00000000	48.28571429	0.43514609	2274.5714286	10.03566245	7.382

STRÆKNINGSHAST VEJ 201 MOD ODENSE
TOR 1 10 81 KL. 1115 - 1230 KM 8 - 5.9 . 2018130601

16:18 MONDAY, JUNE 14, 1982 93

GENNEMSNITSMAL FOR PERSONBILER I TIDSGRUPPER
TIDSGRUP=11

VARIABLE	N	MEAN	STANDARD DEVIATION	MINIMUM VALUE	MAXIMUM VALUE	STD ERROR OF MEAN	SUM	VARIANCE	C.V.
HAST	23	83.16881940	5.65959892	73.25581395	94.02985075	1.18010795	1912.8828461	32.03105989	6.805
TIDSFB	23	43.47826087	2.97004485	38.28571429	49.14285714	0.61929716	1000.0000000	8.82116641	6.831

----- TIDSGRUP=12 -----

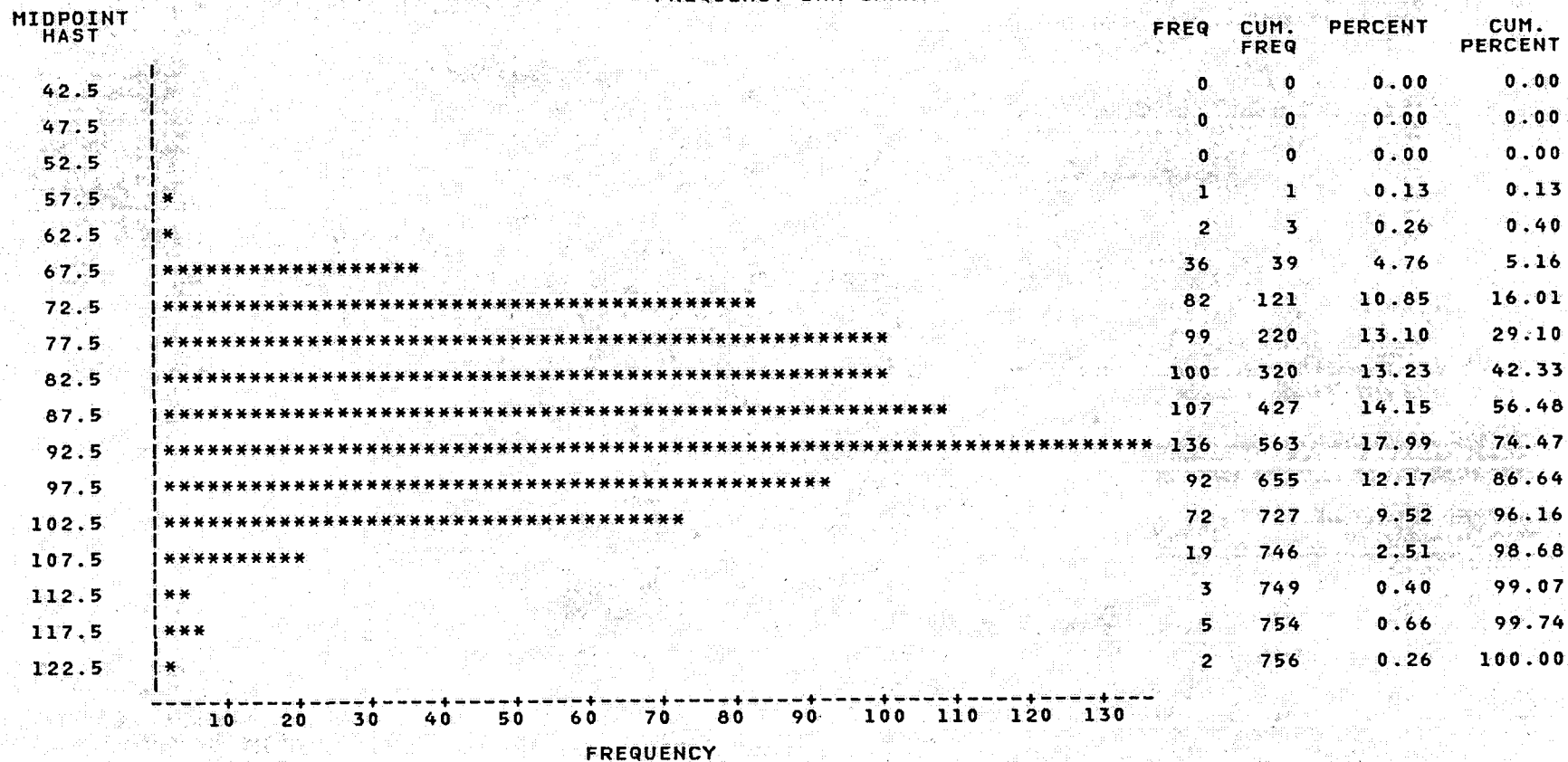
HAST	17	81.85990758	7.82372945	72.41379310	100.00000000	1.89753311	1391.6184289	61.21074257	9.557
TIDSFB	17	44.31932773	3.81442262	36.00000000	49.71428571	0.92513337	753.4285714	14.54981993	8.607

STRÆKNINGSHAST VEJ 3 MOD KASTRUP
ONS 1 4 81 KL. 1400 - 1453 KM 44.6 - 45.7 . 38114501

11:31 MONDAY, FEBRUARY 15, 1982 23

HASTIGHEDSFORDELING FOR ALLE BILTYPER

FREQUENCY BAR CHART



STRÆKNINGSHAST VEJ 3 MOD KASTRUP 11:31 MONDAY, FEBRUARY 15, 1982 37
ONS 1 4 81 KL. 1630 - 1700 KM 44.6 - 45.7 . 38114502

GENNEMSNITSMAL FOR ALLE BILER I TIDSGRUPPER
TIDSGRUP=1

VARIABLE	N	MEAN	STANDARD DEVIATION	MINIMUM VALUE	MAXIMUM VALUE	STD ERROR OF MEAN	SUM	VARIANCE	C.V.
HAST	220	88.95512306	10.23032936	58.40707965	124.52830189	0.68972866	19570.127073	104.65963883	11.501
TIDSFB	220	41.05041322	5.15151153	28.90909091	61.63636364	0.34731484	9031.090909	26.53807108	12.549

TIDSGRUP=2

HAST	161	93.36691777	9.56291910	72.52747253	111.86440678	0.75366361	15032.073761	91.44942177	10.242
TIDSFB	161	38.98475438	4.22642020	32.18181818	49.63636364	0.33308857	6276.545455	17.86262769	10.841

TIDSGRUP=3

HAST	127	90.10312459	8.70533005	68.75000000	111.86440678	0.77247313	11443.096823	75.78277123	9.662
TIDSFB	127	40.34216178	4.07509299	32.18181818	52.36363636	0.36160603	5123.454545	16.60638288	10.101

STRÆKNINGSHAST VEJ 201 MOD ODENSE
TOR 1 10 81 KL. 1115 - 1230 KM 8 - 5.9 2018130601

16:18 MONDAY, JUNE 14, 1982 92

GENNEMSNITSMAL FOR PERSONBILER I TIDSGRUPPER
TIDSGRUP=1

VARIABLE	N	MEAN	STANDARD DEVIATION	MINIMUM VALUE	MAXIMUM VALUE	STD ERROR OF MEAN	SUM	VARIANCE	C.V.
HAST	13	81.69366811	7.13075546	75.44910180	99.21259843	1.97771573	1062.0176854	50.84767340	8.729
TIDSFB	13	44.35164835	3.54591620	36.28571429	47.71428571	0.98346021	576.5714286	12.57352172	7.995
----- TIDSGRUP=2 -----									
HAST	22	84.19817802	7.16890680	69.61325967	102.43902439	1.52841606	1852.3599164	51.39322467	8.514
TIDSFB	22	43.05194805	3.66782704	35.14285714	51.71428571	0.78198335	947.1428571	13.45295521	8.520
----- TIDSGRUP=3 -----									
HAST	16	93.26095255	11.37578950	77.30061350	127.27272727	2.84394737	1492.1752408	129.40858670	12.198
TIDSFB	16	39.07142857	4.17638323	28.28571429	46.57142857	1.04409581	625.1428571	17.44217687	10.689
----- TIDSGRUP=4 -----									
HAST	68	85.45378526	6.66615830	76.36363636	110.52631579	0.80839044	5810.8573977	44.43766650	7.801
TIDSFB	68	42.36134454	3.05682506	32.57142857	47.14285714	0.37069449	2880.5714286	9.34417946	7.216
----- TIDSGRUP=5 -----									
HAST	32	81.15591599	5.84963325	74.55621302	94.73684211	1.03407883	2596.9893118	34.21820913	7.208
TIDSFB	32	44.57142857	3.04886687	38.00000000	48.28571429	0.53896861	1426.2857143	9.29558920	6.840
----- TIDSGRUP=6 -----									
HAST	17	84.26660930	5.76230710	73.68421053	94.02985075	1.39756475	1432.5323582	33.20418309	6.838
TIDSFB	17	42.90756303	2.89833748	38.28571429	48.85714286	0.70295009	729.4285714	8.40036014	6.755
----- TIDSGRUP=7 -----									
HAST	10	84.75822235	6.33007683	75.44910180	96.18320611	2.00174605	847.58222351	40.06987265	7.468
TIDSFB	10	42.68571429	3.16213424	37.42857143	47.71428571	0.99995465	426.85714286	9.99909297	7.408
----- TIDSGRUP=8 -----									
HAST	10	86.91250028	10.69959397	72.00000000	108.62068966	3.38350870	869.12500275	114.48131122	12.311
TIDSFB	10	41.94285714	4.75389803	33.14285714	50.00000000	1.50331455	419.42857143	22.59954649	11.334
----- TIDSGRUP=9 -----									
HAST	15	87.30491829	8.79260162	74.55621302	102.43902439	2.27023998	1309.5737743	77.30984318	10.071
TIDSFB	15	41.63809524	4.30670596	35.14285714	48.28571429	1.11198670	624.5714286	18.54771623	10.343
----- TIDSGRUP=10 -----									
HAST	44	85.60391721	5.94790047	75.00000000	105.88235294	0.89667973	3766.5723571	35.37752005	6.948
TIDSFB	44	42.24675325	2.85421173	34.00000000	48.00000000	0.43028861	1858.8571429	8.14652457	6.756

STRÆKNINGSHAST VEJ 201 MOD ODENSE
TOR 1 10 81 KL. 1115 - 1230 KM 8 - 5.9 . 2018130601

16:18 MONDAY, JUNE 14, 1982 83

SORTERET LISTE - ALLE BILTYPER - I TIDSGRUPPER

----- TIDSGRUP=1 -----

OBS	TYPE	STARTTID	HAST	TIDSFB
1	1	20.24	83.4437	43.1429
2	1	21.00	81.8182	44.0000
3	1	21.40	83.4437	43.1429
4	2	22.23	83.4437	43.1429
5	5	22.74	77.3006	46.5714
6	1	23.31	99.2126	36.2857
7	1	24.56	75.4491	47.7143
8	1	24.83	75.9036	47.4286
9	1	24.85	75.9036	47.4286
10	1	24.89	76.3636	47.1429
11	1	24.98	75.4491	47.7143
12	1	25.00	81.2903	44.2857
13	1	25.64	85.1351	42.2857
14	1	25.65	91.3043	39.4286
15	1	25.84	77.3006	46.5714

----- TIDSGRUP=2 -----

OBS	TYPE	STARTTID	HAST	TIDSFB
16	1	27.08	69.613	51.7143
17	1	27.09	90.647	39.7143
18	1	27.10	93.333	38.5714
19	1	27.12	90.000	40.0000
20	1	27.30	78.261	46.0000
21	2	27.77	94.737	38.0000
22	1	27.93	82.353	43.7143
23	1	29.21	86.897	41.4286
24	1	29.28	80.255	44.8571
25	1	29.53	89.362	40.2857
26	1	30.13	84.000	42.8571
27	2	30.64	74.556	48.2857
28	2	30.72	75.000	48.0000
29	1	30.88	81.818	44.0000
30	1	31.52	88.112	40.8571
31	1	31.55	88.112	40.8571
32	1	31.57	87.500	41.1429
33	1	31.61	79.747	45.1429
34	1	31.63	79.245	45.4286
35	1	31.65	77.301	46.5714
36	2	31.68	50.400	71.4286
37	1	31.75	102.439	35.1429
38	1	31.87	81.818	44.0000
39	2	32.04	58.333	61.7143
40	1	32.08	86.897	41.4286
41	1	32.10	72.832	49.4286
42	2	32.67	76.829	46.8571
43	1	32.96	81.818	44.0000

STRÆKNINGSHAST VEJ 201 MOD ODENSE
TOR 1 10 81 KL. 1115 - 1230 KM 8 - 5.9 . 2018130601

16:18 MONDAY, JUNE 14, 1982 84

SORTERET LISTE - ALLE BILTYPER - I TIDSGRUPPER

TIDSGRUP=3

OBS	TYPE	STARTTID	HAST	TIDSFB
44	1	33.17	82.895	43.4286
45	1	34.03	77.301	46.5714
46	1	34.28	93.333	38.5714
47	1	34.36	87.500	41.1429
48	1	34.65	91.971	39.1429
49	1	35.12	98.437	36.5714
50	1	35.28	82.895	43.4286
51	1	36.08	105.882	34.0000
52	1	37.71	127.273	28.2857
53	1	37.71	91.304	39.4286
54	1	37.75	90.000	40.0000
55	2	38.07	81.290	44.2857
56	1	38.08	91.971	39.1429
57	1	38.10	91.971	39.1429
58	1	38.25	93.333	38.5714
59	1	38.68	86.897	41.4286
60	1	38.88	99.213	36.2857

TIDSGRUP=4

OBS	TYPE	STARTTID	HAST	TIDSFB
61	1	39.08	91.971	39.1429
62	1	39.09	91.304	39.4286
63	1	39.12	90.647	39.7143
64	1	39.44	94.737	38.0000
65	1	39.50	88.732	40.5714
66	1	39.52	88.732	40.5714
67	1	39.63	77.778	46.2857
68	6	39.96	78.261	46.0000
69	1	40.04	92.647	38.8571
70	1	40.10	106.780	33.7143
71	1	40.10	88.112	40.8571
72	1	40.17	110.526	32.5714
73	1	40.18	89.362	40.2857
74	1	40.20	89.362	40.2857
75	1	40.38	101.613	35.4286
76	1	40.38	87.500	41.1429
77	1	40.39	86.301	41.7143
78	1	40.59	84.564	42.5714
79	1	40.61	85.135	42.2857
80	1	40.69	88.732	40.5714
81	1	41.12	80.769	44.5714
82	2	41.46	68.478	52.5714
83	1	41.52	87.500	41.1429
84	1	41.54	86.897	41.4286
85	1	41.58	82.895	43.4286
86	1	41.74	86.897	41.4286

STRÆKNINGSHAST VEJ 201 MOD ODENSE
TOR 1 10 81 KL. 1115 - 1230 KM 8 - 5.9 2018130601

16:18 MONDAY, JUNE 14, 1982 85

SORTERET LISTE - ALLE BILTYPER - I TIDSGRUPPER

----- TIDSGRUP=4 -----

OBS	TYPE	STARTTID	HAST	TIDSFB
87	1	41.78	90.6475	39.7143
88	1	41.81	87.5000	41.1429
89	2	41.97	80.2548	44.8571
90	1	42.06	81.2903	44.2857
91	2	42.12	81.2903	44.2857
92	4	42.15	82.3529	43.7143
93	1	42.19	81.2903	44.2857
94	1	42.21	81.2903	44.2857
95	1	42.25	81.8182	44.0000
96	1	42.28	82.3529	43.7143
97	1	42.33	82.3529	43.7143
98	1	42.35	82.3529	43.7143
99	1	42.37	86.8966	41.4286
100	1	42.37	81.8182	44.0000
101	2	42.43	83.4437	43.1429
102	1	42.58	83.4437	43.1429
103	1	42.61	84.0000	42.8571
104	1	42.63	84.5638	42.5714
105	1	42.65	83.4437	43.1429
106	1	42.68	82.8947	43.4286
107	1	42.71	83.4437	43.1429
108	1	42.73	82.8947	43.4286
109	3	42.76	84.0000	42.8571
110	1	43.10	94.0299	38.2857
111	1	43.12	78.2609	46.0000
112	1	43.13	91.3043	39.4286
113	1	43.15	87.5000	41.1429
114	1	43.17	87.5000	41.1429
115	1	43.52	82.8947	43.4286
116	1	43.53	93.3333	38.5714
117	1	43.60	89.3617	40.2857
118	1	43.65	90.0000	40.0000
119	2	43.68	77.7778	46.2857
120	1	43.69	90.6475	39.7143
121	1	43.73	77.7778	46.2857
122	1	43.84	78.7500	45.7143
123	1	43.87	78.7500	45.7143
124	1	43.91	79.2453	45.4286
125	1	43.94	79.2453	45.4286
126	1	43.97	79.2453	45.4286
127	2	44.06	77.7778	46.2857
128	1	44.09	77.7778	46.2857
129	1	44.12	77.7778	46.2857
130	1	44.14	78.2609	46.0000
131	1	44.17	78.2609	46.0000
132	1	44.31	83.4437	43.1429
133	2	44.57	77.7778	46.2857
134	2	44.58	77.7778	46.2857
135	1	44.63	77.7778	46.2857

STRÆKNINGSHAST VEJ 201 MOD ODENSE
TOR 1 10 81 KL. 1115 - 1230 KM 8 - 5.9 . 2018130601

16:18 MONDAY, JUNE 14, 1982 86

SORTERET LISTE - ALLE BILTYPER - I TIDSGRUPPER

----- TIDSGRUP=4 -----

OBS	TYPE	STARTTID	HAST	TIDSFB
136	1	44.65	78.2609	46.0000
137	1	44.67	77.3006	46.5714
138	1	44.71	76.3636	47.1429
139	2	44.76	76.8293	46.8571

----- TIDSGRUP=5 -----

OBS	TYPE	STARTTID	HAST	TIDSFB
140	2	45.01	74.5562	48.2857
141	2	45.53	79.2453	45.4286
142	1	45.55	79.7468	45.1429
143	1	45.57	79.7468	45.1429
144	2	45.70	79.2453	45.4286
145	2	45.73	79.7468	45.1429
146	1	45.78	80.2548	44.8571
147	1	46.00	90.6475	39.7143
148	1	46.07	80.2548	44.8571
149	5	46.09	73.6842	48.8571
150	2	46.18	75.4491	47.7143
151	2	46.25	77.3006	46.5714
152	1	46.28	77.3006	46.5714
153	2	46.45	75.4491	47.7143
154	1	46.49	76.3636	47.1429
155	1	46.57	76.3636	47.1429
156	1	46.60	77.3006	46.5714
157	1	46.81	75.0000	48.0000
158	1	46.85	75.0000	48.0000
159	1	46.87	75.4491	47.7143
160	1	46.92	74.5562	48.2857
161	1	46.98	75.4491	47.7143
162	1	47.48	86.3014	41.7143
163	1	47.52	81.8182	44.0000
164	2	47.87	85.7143	42.0000
165	2	47.99	84.0000	42.8571
166	1	48.17	81.2903	44.2857
167	1	48.18	88.1119	40.8571
168	1	48.24	94.7368	38.0000
169	1	48.52	78.7500	45.7143
170	2	48.59	78.7500	45.7143
171	1	48.78	87.5000	41.1429
172	2	48.78	78.7500	45.7143
173	1	48.91	84.5638	42.5714
174	1	49.00	84.0000	42.8571
175	1	49.03	84.0000	42.8571
176	1	49.06	82.3529	43.7143
177	1	49.10	94.7368	38.0000
178	2	49.88	75.0000	48.0000

STRÆKNINGSHAST VEJ 201 MOD ODENSE
TOR 1 10 81 KL. 1115 - 1230 KM 8 - 5.9 2018130601

16:18 MONDAY, JUNE 14, 1982 87

SORTERET LISTE - ALLE BILTYPER - I TIDSGRUPPER

----- TIDSGRUP=5 -----

OBS	TYPE	STARTTID	HAST	TIDSFB
179	1	49.90	74.5562	48.2857
180	1	49.92	75.9036	47.4286
181	1	49.94	75.9036	47.4286
182	1	50.44	90.0000	40.0000
183	1	50.45	78.2609	46.0000
184	1	50.88	80.7692	44.5714

----- TIDSGRUP=6 -----

OBS	TYPE	STARTTID	HAST	TIDSFB
185	1	51.22	81.8182	44.0000
186	1	51.33	93.3333	38.5714
187	1	51.42	90.0000	40.0000
188	2	51.92	85.1351	42.2857
189	1	51.97	85.1351	42.2857
190	1	52.05	84.5638	42.5714
191	1	52.07	84.0000	42.8571
192	1	52.51	94.0299	38.2857
193	1	52.52	81.8182	44.0000
194	1	52.69	81.2903	44.2857
195	1	52.71	81.2903	44.2857
196	1	53.45	73.6842	48.8571
197	1	53.68	79.2453	45.4286
198	1	53.72	79.7468	45.1429
199	1	54.38	89.3617	40.2857
200	2	54.58	83.4437	43.1429
201	1	55.90	78.7500	45.7143
202	1	56.15	92.6471	38.8571
203	2	56.35	81.8182	44.0000
204	2	56.37	82.3529	43.7143
205	1	56.38	81.8182	44.0000

----- TIDSGRUP=7 -----

OBS	TYPE	STARTTID	HAST	TIDSFB
206	1	57.08	86.8966	41.4286
207	1	57.35	86.8966	41.4286
208	2	58.38	78.7500	45.7143
209	2	58.98	79.2453	45.4286
210	1	59.00	96.1832	37.4286
211	2	59.37	81.2903	44.2857
212	2	59.95	75.9036	47.4286
213	1	59.97	75.4491	47.7143
214	1	60.13	79.7468	45.1429
215	1	60.68	78.2609	46.0000

STRÆKNINGSHAST VEJ 201 MOD ODENSE
TOR 1 10 81 KL. 1115 - 1230 KM 8 - 5.9 . 2018130601

16:18 MONDAY, JUNE 14, 1982 88

SORTERET LISTE - ALLE BILTYPER - I TIDSGRUPPER

----- TIDSGRUP=7 -----

OBS	TYPE	STARTTID	HAST	TIDSFB
216	1	60.78	84.0000	42.8571
217	1	61.54	90.6475	39.7143
218	2	62.05	72.8324	49.4286
219	1	62.45	80.7692	44.5714
220	1	62.47	88.7324	40.5714

----- TIDSGRUP=8 -----

OBS	TYPE	STARTTID	HAST	TIDSFB
221	1	63.88	85.714	42.0000
222	1	63.94	108.621	33.1429
223	1	63.97	81.818	44.0000
224	1	64.21	102.439	35.1429
225	2	64.64	69.231	52.0000
226	2	64.78	90.647	39.7143
227	1	65.68	84.000	42.8571
228	2	65.81	80.769	44.5714
229	5	66.00	78.261	46.0000
230	1	66.61	84.000	42.8571
231	1	66.97	85.714	42.0000
232	2	67.40	83.444	43.1429
233	2	67.60	82.895	43.4286
234	1	68.20	84.564	42.5714
235	1	68.49	72.000	50.0000
236	1	68.57	80.255	44.8571

----- TIDSGRUP=9 -----

OBS	TYPE	STARTTID	HAST	TIDSFB
237	1	69.95	92.647	38.8571
238	1	70.15	94.737	38.0000
239	1	71.11	95.455	37.7143
240	2	71.56	75.449	47.7143
241	1	71.61	94.737	38.0000
242	1	71.66	74.556	48.2857
243	1	72.60	92.647	38.8571
244	1	72.64	75.000	48.0000
245	1	72.72	77.778	46.2857
246	1	72.97	87.500	41.1429
247	1	73.64	102.439	35.1429
248	1	73.78	75.000	48.0000
249	1	74.57	93.333	38.5714
250	2	74.78	85.135	42.2857
251	1	74.79	84.000	42.8571
252	1	74.81	83.444	43.1429

STRÆKNINGSHAST VEJ 201 MOD ODENSE
TOR 1 10 81 KL. 1115 - 1230 KM 8 - 5.9 2018130601

16:18 MONDAY, JUNE 14, 1982 89

SORTERET LISTE - ALLE BILTYPER - I TIDSGRUPPER

----- TIDSGRUP=9 -----

OBS	TYPE	STARTTID	HAST	TIDSFB
253	1	74.88	86.3014	41.7143

----- TIDSGRUP=10 -----

OBS	TYPE	STARTTID	HAST	TIDSFB
254	1	75.08	93.333	38.5714
255	1	75.11	81.290	44.2857
256	1	75.21	93.333	38.5714
257	1	75.24	86.897	41.4286
258	1	75.57	85.714	42.0000
259	1	75.81	85.714	42.0000
260	1	75.91	105.882	34.0000
261	1	76.04	93.333	38.5714
262	1	76.29	85.135	42.2857
263	1	76.31	90.647	39.7143
264	1	76.82	77.301	46.5714
265	1	76.91	80.769	44.5714
266	1	77.04	86.897	41.4286
267	1	77.05	82.895	43.4286
268	1	77.22	91.971	39.1429
269	3	77.62	90.647	39.7143
270	1	77.63	83.444	43.1429
271	3	77.71	84.000	42.8571
272	1	77.77	84.564	42.5714
273	1	77.80	85.135	42.2857
274	1	77.83	85.135	42.2857
275	1	77.86	85.135	42.2857
276	2	78.23	90.000	40.0000
277	1	78.34	95.455	37.7143
278	1	78.44	86.897	41.4286
279	1	78.46	90.000	40.0000
280	3	78.49	88.112	40.8571
281	1	78.56	91.304	39.4286
282	1	78.60	87.500	41.1429
283	1	78.64	88.112	40.8571
284	1	78.66	87.500	41.1429
285	1	78.93	85.714	42.0000
286	1	78.95	85.714	42.0000
287	2	79.08	80.255	44.8571
288	6	79.16	78.261	46.0000
289	2	79.25	79.245	45.4286
290	1	79.29	80.255	44.8571
291	1	79.63	89.362	40.2857
292	1	79.83	81.290	44.2857
293	1	79.86	81.818	44.0000
294	1	79.88	81.818	44.0000
295	1	79.92	81.290	44.2857

STRÆKNINGSHAST VEJ 201 MOD ODENSE
TOR 1 10.81 KL. 1115 - 1230 KM 8 - 5.9 2018130601

16:18 MONDAY, JUNE 14, 1982 90

SORTERET LISTE - ALLE BILTYPER - I TIDSGRUPPER

----- TIDSGRUP=10 -----

OBS	TYPE	STARTTID	HAST	TIDSFB
296	1	79.98	81.2903	44.2857
297	1	80.01	80.7692	44.5714
298	2	80.47	75.4491	47.7143
299	2	80.52	75.4491	47.7143
300	1	80.54	75.0000	48.0000
301	1	80.57	75.4491	47.7143
302	1	80.58	75.4491	47.7143
303	4	80.60	75.0000	48.0000
304	2	80.63	74.5562	48.2857
305	2	80.67	75.4491	47.7143
306	1	80.74	77.3006	46.5714

----- TIDSGRUP=11 -----

OBS	TYPE	STARTTID	HAST	TIDSFB
307	2	81.11	85.7143	42.0000
308	1	81.15	86.8966	41.4286
309	2	81.29	82.8947	43.4286
310	1	81.47	92.6471	38.8571
311	1	81.50	80.7692	44.5714
312	1	81.66	86.3014	41.7143
313	1	81.68	84.5638	42.5714
314	1	81.70	83.4437	43.1429
315	1	82.25	81.8182	44.0000
316	1	82.48	85.1351	42.2857
317	1	82.68	86.3014	41.7143
318	1	82.78	77.7778	46.2857
319	1	82.88	87.5000	41.1429
320	2	83.01	78.2609	46.0000
321	1	83.22	77.7778	46.2857
322	2	83.55	85.1351	42.2857
323	1	83.95	90.0000	40.0000
324	1	83.99	75.4491	47.7143
325	1	83.99	74.5562	48.2857
326	1	84.54	82.3529	43.7143
327	2	84.56	71.1864	50.5714
328	1	85.21	80.2548	44.8571
329	1	85.87	85.1351	42.2857
330	1	85.92	80.2548	44.8571
331	1	86.35	77.3006	46.5714
332	1	86.59	89.3617	40.2857
333	2	86.72	83.4437	43.1429
334	1	86.91	94.0299	38.2857
335	1	86.94	73.2558	49.1429

STRÆKNINGSHAST VEJ 201 MOD ODENSE
TOR 1 10 81 KL. 1115 - 1230 KM 8 - 5.9 . 2018130601

16:18 MONDAY, JUNE 14, 1982 91

SORTERET LISTE - ALLE BILTYPER - I TIDSGRUPPER

----- TIDSGRUP=12 -----

OBS	TYPE	STARTTID	HAST	TIDSF8
336	2	87.03	72.832	49.4286
337	1	87.06	81.290	44.2857
338	1	87.09	74.118	48.5714
339	1	87.29	79.245	45.4286
340	1	87.78	79.747	45.1429
341	1	87.82	91.971	39.1429
342	1	88.10	78.261	46.0000
343	1	88.20	83.444	43.1429
344	4	88.43	66.667	54.0000
345	2	88.46	67.021	53.7143
346	2	88.61	72.000	50.0000
347	2	88.67	72.832	49.4286
348	1	88.92	84.564	42.5714
349	1	89.28	100.000	36.0000
350	1	90.39	77.778	46.2857
351	1	90.47	78.261	46.0000
352	1	90.50	77.778	46.2857
353	1	90.51	77.301	46.5714
354	2	90.63	78.750	45.7143
355	1	90.64	78.750	45.7143
356	1	90.66	78.261	46.0000
357	1	91.07	72.414	49.7143
358	1	91.08	98.437	36.5714
359	2	92.11	90.000	40.0000

STRÆKNINGSHAST VEJ 3 MOD KASTRUP
ONS 1 4 81 KL. 1630 - 1700 KM 44.6 - 45.711:31 MONDAY, FEBRUARY 15, 1982 25
. 38114502

SORTERET LISTE - ALLE BILTYPER - I TIDSGRUPPER

----- TIDSGRUP=1 -----

OBS	TYPE	STARTTID	HAST	TIDSF8
1	1	0.45	100.000	36.0000
2	1	0.46	68.750	52.3636
3	1	0.47	86.842	41.4545
4	1	0.48	69.474	51.8182
5	1	0.51	98.507	36.5455
6	1	0.54	97.059	37.0909
7	1	0.54	86.842	41.4545
8	1	0.55	82.500	43.6364
9	1	0.57	92.958	38.7273
10	1	0.58	73.333	49.0909
11	1	0.64	78.571	45.8182
12	1	0.65	89.189	40.3636
13	1	0.66	89.189	40.3636
14	1	0.72	75.000	48.0000
15	1	0.74	95.652	37.6364
16	1	0.75	75.000	48.0000
17	1	0.80	94.286	38.1818
18	1	0.86	94.286	38.1818
19	2	0.86	70.213	51.2727
20	1	0.87	100.000	36.0000
21	1	0.88	94.286	38.1818
22	1	1.10	92.958	38.7273
23	1	1.13	91.667	39.2727
24	1	1.14	98.507	36.5455
25	3	1.17	100.000	36.0000
26	1	1.19	97.059	37.0909
27	2	1.22	75.000	48.0000
28	1	1.28	103.125	34.9091
29	1	1.30	92.958	38.7273
30	2	1.31	71.739	50.1818
31	2	1.35	77.647	46.3636
32	1	1.39	88.000	40.9091
33	1	1.42	88.000	40.9091
34	1	1.45	85.714	42.0000
35	2	1.55	75.000	48.0000
36	1	1.60	95.652	37.6364
37	1	1.69	100.000	36.0000
38	1	1.73	110.000	32.7273
39	1	1.73	95.652	37.6364
40	1	1.85	97.059	37.0909
41	1	1.86	74.157	48.5455
42	1	1.87	103.125	34.9091
43	1	1.88	90.411	39.8182
44	1	1.88	74.157	48.5455
45	1	1.92	75.862	47.4545
46	1	1.98	80.488	44.7273
47	1	2.00	100.000	36.0000
48	1	2.01	75.862	47.4545
49	1	2.03	75.862	47.4545

STRÆKNINGSFAST VEJ 201 MOD ODENSE
TOR 29 10 81 KL. 1120 - 1220 KM 8 - 5.9 . 2018130603

10:44 FRIDAY, JUNE 18, 1982 26

GENNEMSNITSMAL FOR PERSONBILER I TIDSGRUPPER
TIDSGRUP=1

VARIABLE	N	MEAN	STANDARD DEVIATION	MINIMUM VALUE	MAXIMUM VALUE	STD ERROR OF MEAN	SUM	VARIANCE	C.V.
HAST	17	82.22950548	7.02069866	68.47826087	93.33333333	1.70276954	1397.9015932	49.29020964	8.538
TIDSFB	17	44.08403361	3.80220761	38.57142857	52.57142857	0.92217080	749.4285714	14.45678271	8.625
----- TIDSGRUP=2 -----									
HAST	18	83.41580435	8.46069890	67.37967914	100.00000000	1.99420586	1501.4844784	71.58342586	10.143
TIDSFB	18	43.57142857	4.36206500	36.00000000	53.42857143	1.02814858	784.2857143	19.02761104	10.011
----- TIDSGRUP=3 -----									
HAST	70	85.60766801	5.84178873	75.00000000	107.69230769	0.69822730	5992.5367607	34.12649560	6.824
TIDSFB	70	42.23265306	2.69357594	33.42857143	48.00000000	0.32194390	2956.2857143	7.25535133	6.378
----- TIDSGRUP=4 -----									
HAST	48	78.42693601	4.94775406	71.18644068	99.21259843	0.71414678	3764.4929284	24.48027020	6.309
TIDSFB	48	46.06547619	2.65172804	36.28571429	50.57142857	0.38274397	2211.1428571	7.03166160	5.756
----- TIDSGRUP=5 -----									
HAST	13	80.57011275	5.01693911	75.44910180	91.30434783	1.39144855	1047.4114657	25.16967799	6.227
TIDSFB	13	44.83516484	2.67632995	39.42857143	47.71428571	0.74228038	582.8571429	7.16274202	5.969
----- TIDSGRUP=6 -----									
HAST	17	82.03814885	5.63888924	72.83236994	96.92307692	1.36763153	1394.6485304	31.79707188	6.873
TIDSFB	17	44.06722689	2.87588391	37.14285714	49.42857143	0.69750430	749.1428571	8.27070828	6.526
----- TIDSGRUP=7 -----									
HAST	19	85.20855516	5.24858264	73.25581395	93.33333333	1.20410744	1618.9625480	27.54761973	6.160
TIDSFB	19	42.40601504	2.69427173	38.57142857	49.14285714	0.61810833	805.7142857	7.25910013	6.354
----- TIDSGRUP=8 -----									
HAST	29	89.26550072	12.10692957	75.44910180	128.57142857	2.24820038	2588.6995208	146.57774364	13.563
TIDSFB	29	40.91625616	4.54416571	28.00000000	47.71428571	0.84383039	1186.5714286	20.64944204	11.106
----- TIDSGRUP=9 -----									
HAST	43	86.86175322	8.94928977	73.25581395	110.52631579	1.36475390	3735.0553883	80.08978741	10.303
TIDSFB	43	41.84717608	4.02680467	32.57142857	49.14285714	0.61408195	1799.4285714	16.21515583	9.623
----- TIDSGRUP=10 -----									
HAST	22	81.21175688	6.44448840	70.00000000	93.33333333	1.37396954	1786.6586515	41.53143076	7.935
TIDSFB	22	44.59740260	3.55865371	38.57142857	51.42857143	0.75870752	981.1428571	12.66401626	7.980

STRÆKNINGSHAST VEJ 201 MOD ODENSE
TOR 29 10 81 KL. 1120 - 1220 KM 8 - 5.9 . 2018130603

10:44 FRIDAY, JUNE 18, 1982 27

GENNEMSNITSMAL FOR PERSONBILER I TIDSGRUPPER
TIDSGRUP=11

VARIABLE	N	MEAN	STANDARD DEVIATION	MINIMUM VALUE	MAXIMUM VALUE	STD ERROR OF MEAN	SUM	VARIANCE	C.V.
HAST	3	92.74054718	8.83978717	85.13513514	102.43902439	5.10365350	278.22164154	78.14183718	9.532
TIDSFB	3	39.04761905	3.61779427	35.14285714	42.28571429	2.08873450	117.14285714	13.08843537	9.265

STRÆKNINGSHAST VEJ 201 MOD ODENSE
TOR 29 10 81 KL. 1120 - 1220 KM 8 - 5.9 . 2018130603

10:44 FRIDAY, JUNE 18, 1982 28

GENNEMSNITSMAL FOR ALLE BILER I TIDSGRUPPER
TIDSGRUP=1

VARIABLE	N	MEAN	STANDARD DEVIATION	MINIMUM VALUE	MAXIMUM VALUE	STD ERROR OF MEAN	SUM	VARIANCE	C.V.
HAST	22	81.61105656	6.49134190	68.47826087	93.33333333	1.38395874	1795.4432444	42.13751962	7.954
TIDSFB	22	44.37662338	3.50524956	38.57142857	52.57142857	0.74732172	976.2857143	12.28677445	7.899
----- TIDSGRUP=2 -----									
HAST	22	82.55096049	8.54503521	67.37967914	100.00000000	1.82180763	1816.1211308	73.01762666	10.351
TIDSFB	22	44.05194805	4.51808706	36.00000000	53.42857143	0.96325940	969.1428571	20.41311070	10.256
----- TIDSGRUP=3 -----									
HAST	77	85.44335972	6.12944938	67.02127660	107.69230769	0.69851559	6579.1386987	37.57014975	7.174
TIDSFB	77	42.34137291	2.96779671	33.42857143	53.71428571	0.33821182	3260.2857143	8.80781732	7.009
----- TIDSGRUP=4 -----									
HAST	59	77.93965974	4.69369949	71.18644068	99.21259843	0.61106763	4598.4399248	22.03081495	6.022
TIDSFB	59	46.33898305	2.53752947	36.28571429	50.57142857	0.33035820	2734.0000000	6.43905581	5.476
----- TIDSGRUP=5 -----									
HAST	20	78.28522216	6.61938236	59.43396226	91.30434783	1.48013889	1565.7044432	43.81622280	8.455
TIDSFB	20	46.32857143	4.32441176	39.42857143	60.57142857	0.96696787	926.5714286	18.70053706	9.334
----- TIDSGRUP=6 -----									
HAST	22	81.31784589	5.46827409	71.18644068	96.92307692	1.16583995	1788.9926096	29.90202147	6.725
TIDSFB	22	44.45454545	2.88106865	37.14285714	50.57142857	0.61424590	978.0000000	8.30055659	6.481
----- TIDSGRUP=7 -----									
HAST	24	83.65051108	6.07565026	72.41379310	93.33333333	1.24018692	2007.6122658	36.91352614	7.263
TIDSFB	24	43.26190476	3.25319218	38.57142857	49.71428571	0.66405507	1038.2857143	10.58325939	7.520
----- TIDSGRUP=8 -----									
HAST	34	87.36577033	12.20205597	70.00000000	128.57142857	2.09263533	2970.4361913	148.89016989	13.967
TIDSFB	34	41.85714286	4.89809575	28.00000000	51.42857143	0.84001649	1423.1428571	23.99134199	11.702
----- TIDSGRUP=9 -----									
HAST	57	84.71217449	8.88470722	70.78651685	110.52631579	1.17680822	4828.5939458	78.93802243	10.488
TIDSFB	57	42.92230576	4.16707123	32.57142857	50.85714286	0.55194207	2446.5714286	17.36448264	9.708
----- TIDSGRUP=10 -----									
HAST	28	80.34373389	6.39451425	69.61325967	93.33333333	1.20844960	2249.6245490	40.88981245	7.959
TIDSFB	28	45.08163265	3.58240189	38.57142857	51.71428571	0.67701032	1262.2857143	12.83360328	7.946

STRÆKNINGSHAST VEJ 201 MOD ODENSE
TOR 29 10 81 KL. 1120 - 1220 KM 8 - 5.9 . 2018130603

10:44 FRIDAY, JUNE 18, 1982 29

GENNEMSNITSMAL FOR ALLE BILER I TIDSGRUPPER
TIDSGRUP=11

VARIABLE	N	MEAN	STANDARD DEVIATION	MINIMUM VALUE	MAXIMUM VALUE	STD ERROR OF MEAN	SUM	VARIANCE	C.V.
HAST	3	92.74054718	8.83978717	85.13513514	102.43902439	5.10365350	278.22164154	78.14183718	9.532
TIDSFB	3	39.04761905	3.61779427	35.14285714	42.28571429	2.08873450	117.14285714	13.08843537	9.265

STRÆKNINGSHAST VEJ 201 MOD ODENSE
TOR 29 10 81 KL. 1120 - 1220 KM 8 - 5.9 . 2018130603

10:44 FRIDAY, JUNE 18, 1982 30

GENNEMSNITSMAL FOR BILER FORDELT EFTER TYPE
TYPE=1

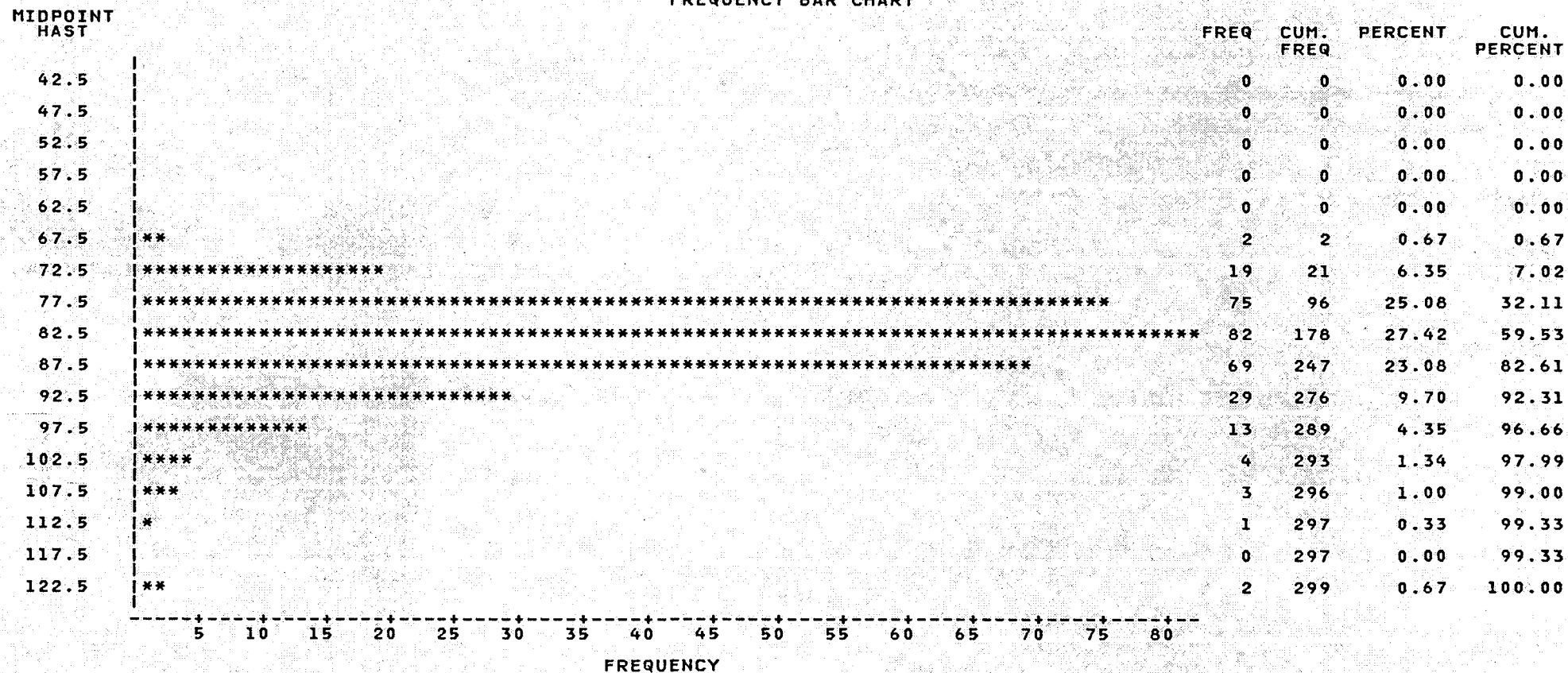
VARIABLE	N	MEAN	STANDARD DEVIATION	MINIMUM VALUE	MAXIMUM VALUE	STD ERROR OF MEAN	SUM	VARIANCE	C.V.
HAST	299	83.96680103	7.95273251	67.37967914	128.57142857	0.45991840	25106.073507	63.24595439	9.471
TIDSFB	299	43.22121357	3.72979694	28.00000000	53.42857143	0.21569973	12923.142857	13.91138521	8.630
----- TYPE=2 -----									
HAST	65	78.00463644	5.81438783	59.43396226	93.33333333	0.72118605	5070.3013687	33.80710587	7.454
TIDSFB	65	46.40879121	3.54560997	38.57142857	60.57142857	0.43977879	3016.5714286	12.57135008	7.640
----- TYPE=5 -----									
HAST	1	83.44370861	.	83.44370861	83.44370861	.	83.44370861	.	.
TIDSFB	1	43.14285714	.	43.14285714	43.14285714	.	43.14285714	.	.
----- TYPE=6 -----									
HAST	3	72.83668691	5.66873791	68.47826087	79.24528302	3.27284736	218.51006074	32.13458945	7.783
TIDSFB	3	49.61904762	3.72890894	45.42857143	52.57142857	2.15288658	148.85714286	13.90476190	7.515

STRÆKNINGSHAST VEJ 201 MOD ODENSE
TOR 29 10 81 KL. 1120 - 1220 KM 8 - 5.9 . 2018130603

10:44 FRIDAY, JUNE 18, 1982 31

HASTIGHEDSFORDELING FOR PERSONBILER

FREQUENCY BAR CHART

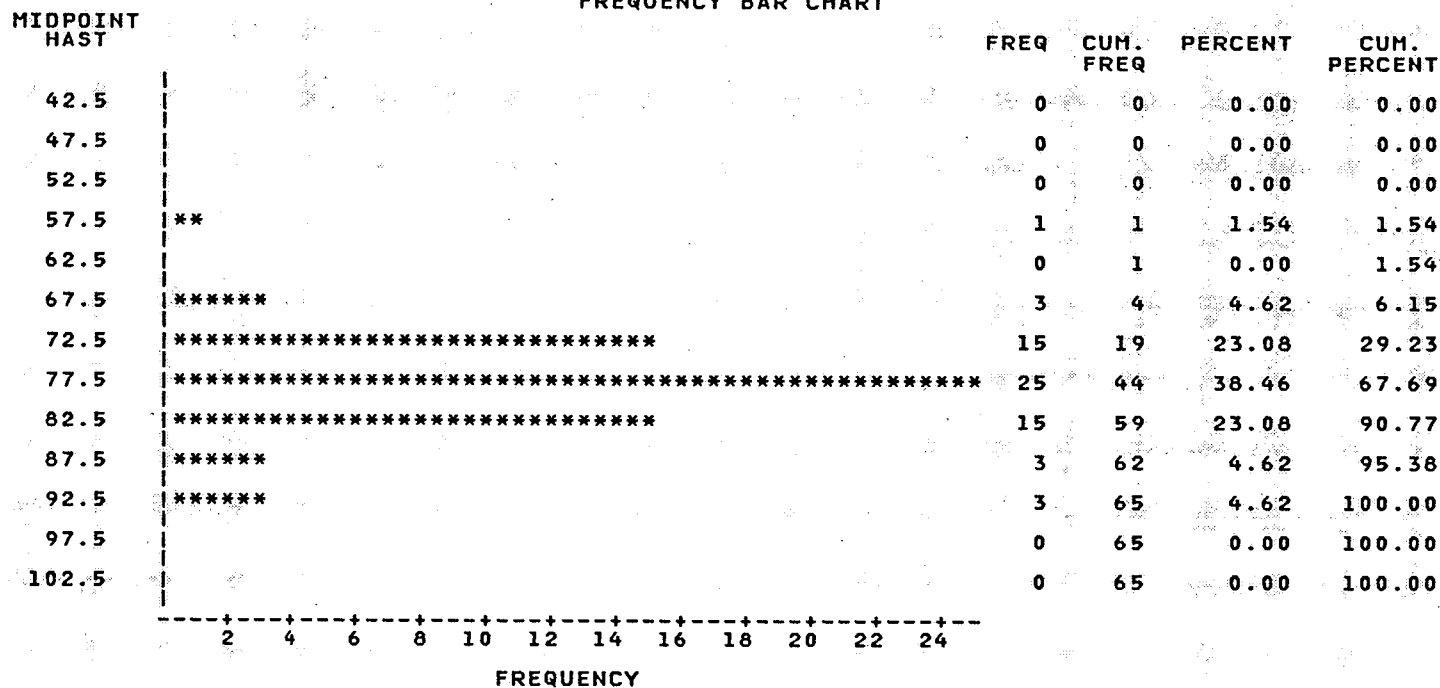


STRÆKNINGSHAST VEJ 201 MOD ODENSE
TOR 29 10 81 KL. 1120 - 1220 KM 8 - 5.9 . 2018130603

10:44 FRIDAY, JUNE 18, 1982 32

HASTIGHEDSFORDELING FOR LASTBILER

FREQUENCY BAR CHART

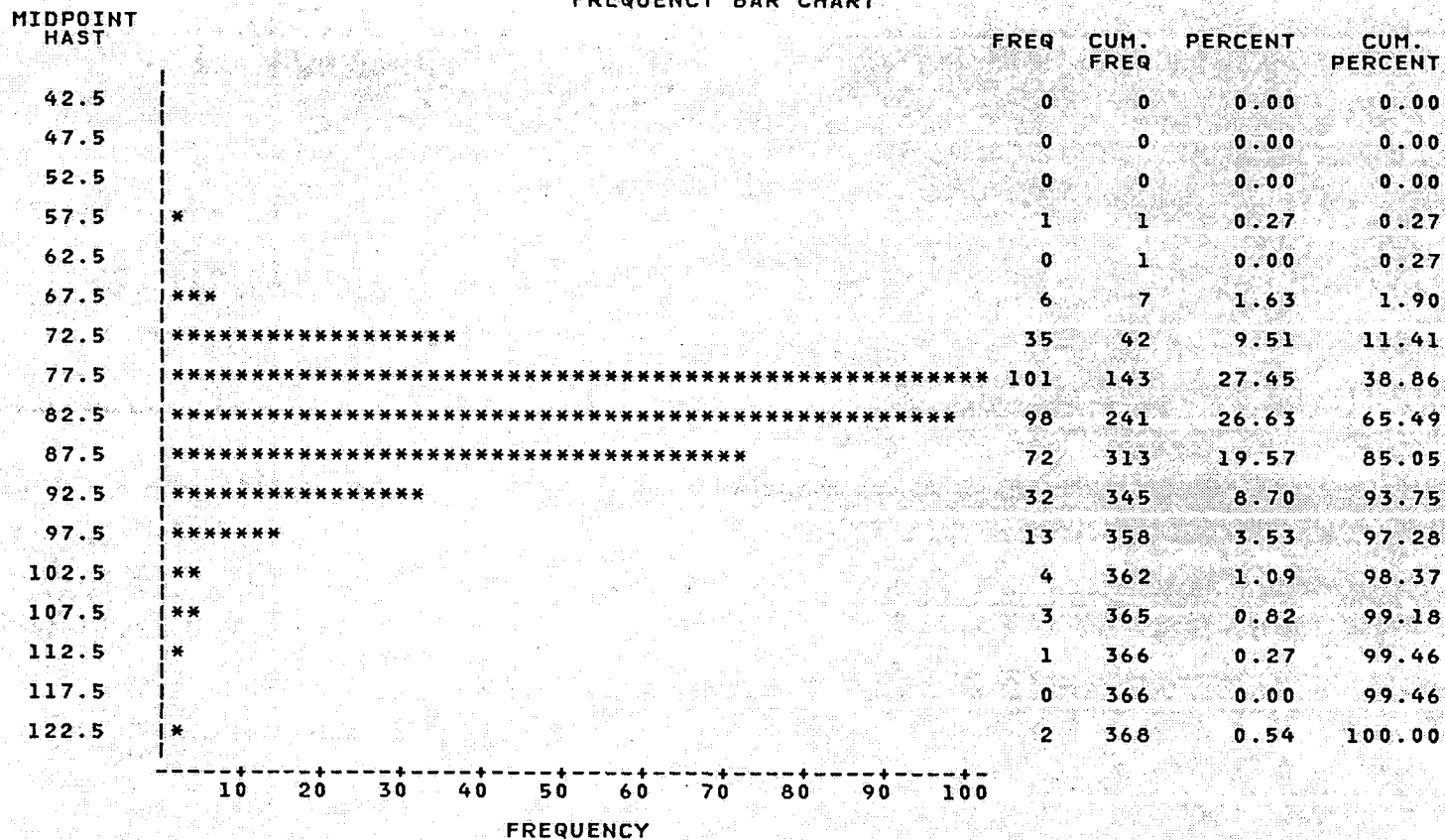


STRÆKNINGSHAST VEJ 201 MOD ODENSE
TOR 29 10 81 KL. 1120 - 1220 KM 8 - 5.9 . 2018130603

10:44 FRIDAY, JUNE 18, 1982 33

HASTIGHEDSFORDELING FOR ALLE BILTYPER

FREQUENCY BAR CHART



STRÆKNINGSHAST VEJ 201 MOD ODENSE
TOR 29 10 81 KL. 1120 - 1220 KM 8 - 5.9 . 2018130603

10:44 FRIDAY, JUNE 18, 1982

34

HASTIGHEDSFORDELING FOR ALLE BILTYPER

TABLE OF TYPE BY HAST

TYPE	HAST									
FREQUENCY PERCENT ROW PCT COL PCT	6	7	8	9	10	11	12	13	TOTAL	
1	0 0.00 0.00 0.00	21 5.71 7.02 51.22	157 42.66 52.51 78.89	98 26.63 32.78 94.23	17 4.62 5.69 100.00	4 1.09 1.34 100.00	1 0.27 0.33 100.00	1 0.27 0.33 100.00	299 81.25	
2	1 0.27 1.54 100.00	18 4.89 27.69 43.90	40 10.87 61.54 20.10	6 1.63 9.23 5.77	0 0.00 0.00 0.00	0 0.00 0.00 0.00	0 0.00 0.00 0.00	0 0.00 0.00 0.00	65 17.66	
5	0 0.00 0.00 0.00	0 0.00 0.00 0.00	1 0.27 100.00 0.50	0 0.00 0.00 0.00	0 0.00 0.00 0.00	0 0.00 0.00 0.00	0 0.00 0.00 0.00	0 0.00 0.00 0.00	1 0.27	
6	0 0.00 0.00 0.00	2 0.54 66.67 4.88	1 0.27 33.33 0.50	0 0.00 0.00 0.00	0 0.00 0.00 0.00	0 0.00 0.00 0.00	0 0.00 0.00 0.00	0 0.00 0.00 0.00	3 0.82	
TOTAL	1 0.27	41 11.14	199 54.08	104 28.26	17 4.62	4 1.09	1 0.27	1 0.27	368 100.00	

STRÆKNINGSHAST VEJ 201 MOD ODENSE
TOR 29 10 81 KL. 1120 - 1220 KM 8 - 5.9 . 2018130603

10:44 FRIDAY, JUNE 18, 1982 17

SORTERET LISTE - ALLE BILTYPER - I TIDSGRUPPER

----- TIDSGRUP=1 -----

OBS	TYPE	STARTTID	HAST	TIDSFB
1	1	22.84	79.2453	45.4286
2	1	22.90	74.5562	48.2857
3	2	22.96	75.4491	47.7143
4	1	23.65	76.8293	46.8571
5	1	23.77	76.8293	46.8571
6	1	23.89	78.7500	45.7143
7	1	24.46	85.1351	42.2857
8	1	25.87	93.3333	38.5714
9	2	26.90	86.3014	41.7143
10	1	26.99	89.3617	40.2857
11	1	27.02	88.1119	40.8571
12	1	27.19	91.3043	39.4286
13	1	27.75	79.2453	45.4286
14	2	27.98	77.3006	46.5714
15	1	28.22	84.0000	42.8571
16	1	28.61	76.8293	46.8571
17	2	28.89	79.2453	45.4286
18	2	28.92	79.2453	45.4286
19	1	28.95	79.2453	45.4286
20	1	29.32	68.4783	52.5714
21	1	29.64	84.0000	42.8571
22	1	29.81	92.6471	38.8571

----- TIDSGRUP=2 -----

OBS	TYPE	STARTTID	HAST	TIDSFB
23	1	30.95	67.380	53.4286
24	1	31.24	79.245	45.4286
25	2	31.29	75.904	47.4286
26	1	31.72	85.714	42.0000
27	1	31.93	91.304	39.4286
28	1	32.00	84.000	42.8571
29	1	32.04	77.778	46.2857
30	6	32.08	68.478	52.5714
31	1	32.09	87.500	41.1429
32	1	32.30	100.000	36.0000
33	1	32.46	77.778	46.2857
34	1	32.93	79.245	45.4286
35	1	33.38	86.301	41.7143
36	1	33.54	85.714	42.0000
37	2	33.72	90.000	40.0000
38	4	34.58	80.255	44.8571
39	1	34.62	78.261	46.0000
40	1	34.64	78.261	46.0000
41	1	34.73	79.747	45.1429
42	1	35.05	100.000	36.0000
43	1	35.70	90.000	40.0000

STRÆKNINGSHAST VEJ 3 MOD KASTRUP
ONS 1 4 81 KL. 1630 - 1700 KM 44.6 - 45.7 . 38114502

11:31 MONDAY, FEBRUARY 15, 1982 26

SORTERET LISTE - ALLE BILTYPER - I TIDSGRUPPER

----- TIDSGRUP=1 -----

OBS	TYPE	STARTTID	HAST	TIDSF8
50	1	2.06	74.157	48.5455
51	1	2.07	90.411	39.8182
52	1	2.13	92.958	38.7273
53	1	2.15	89.189	40.3636
54	1	2.17	95.652	37.6364
55	1	2.33	77.647	46.3636
56	1	2.35	90.411	39.8182
57	1	2.41	95.652	37.6364
58	1	2.41	91.667	39.2727
59	1	2.42	98.507	36.5455
60	1	2.49	101.538	35.4545
61	1	2.50	101.538	35.4545
62	1	2.50	92.958	38.7273
63	1	2.51	100.000	36.0000
64	1	2.54	94.286	38.1818
65	1	2.56	104.762	34.3636
66	1	2.64	97.059	37.0909
67	1	2.64	86.842	41.4545
68	2	2.68	91.667	39.2727
69	1	2.78	88.000	40.9091
70	1	2.82	88.000	40.9091
71	1	2.86	98.507	36.5455
72	1	2.92	94.286	38.1818
73	2	2.95	70.213	51.2727
74	1	2.96	94.286	38.1818
75	1	2.96	70.213	51.2727
76	1	3.00	72.527	49.6364
77	1	3.04	72.527	49.6364
78	1	3.06	103.125	34.9091
79	1	3.06	81.481	44.1818
80	1	3.08	86.842	41.4545
81	1	3.10	77.647	46.3636
82	1	3.17	82.500	43.6364
83	1	3.18	80.488	44.7273
84	1	3.20	95.652	37.6364
85	1	3.22	97.059	37.0909
86	1	3.22	82.500	43.6364
87	1	3.25	98.507	36.5455
88	1	3.28	98.507	36.5455
89	1	3.29	92.958	38.7273
90	1	3.30	100.000	36.0000
91	1	3.31	97.059	37.0909
92	1	3.33	103.125	34.9091
93	1	3.34	84.615	42.5455
94	1	3.36	97.059	37.0909
95	1	3.38	89.189	40.3636
96	1	3.39	89.189	40.3636
97	1	3.40	80.488	44.7273
98	1	3.41	89.189	40.3636

STRÆKNINGSHAST VEJ 201 MOD ODENSE
TOR 29 10 81 KL. 1120 - 1220 KM 8 - 5.9 2018130603

10:44 FRIDAY, JUNE 18, 1982 18

SORTERET LISTE - ALLE BILTYPER - I TIDSGRUPPER

----- TIDSGRUP=2 -----

OBS	TYPE	STARTTID	HAST	TIDSFB
44	1	35.93	73.2558	49.1429

----- TIDSGRUP=3 -----

OBS	TYPE	STARTTID	HAST	TIDSFB
45	1	36.06	94.737	38.0000
46	2	36.10	78.261	46.0000
47	1	36.15	86.301	41.7143
48	1	36.16	91.304	39.4286
49	1	36.29	84.564	42.5714
50	1	36.52	84.000	42.8571
51	1	36.62	99.213	36.2857
52	1	36.75	107.692	33.4286
53	1	36.76	96.923	37.1429
54	1	36.91	89.362	40.2857
55	1	37.20	80.255	44.8571
56	1	37.21	90.000	40.0000
57	1	37.23	86.897	41.4286
58	1	37.24	80.769	44.5714
59	1	37.30	81.290	44.2857
60	3	37.39	83.444	43.1429
61	1	37.71	87.500	41.1429
62	1	37.78	98.437	36.5714
63	1	37.89	98.437	36.5714
64	1	37.90	90.000	40.0000
65	1	37.90	77.778	46.2857
66	1	37.98	92.647	38.8571
67	1	38.06	91.304	39.4286
68	1	38.54	85.714	42.0000
69	1	38.56	85.135	42.2857
70	1	38.59	85.135	42.2857
71	1	38.61	85.135	42.2857
72	1	38.63	84.564	42.5714
73	1	38.90	87.500	41.1429
74	1	38.99	82.895	43.4286
75	1	39.02	82.353	43.7143
76	1	39.04	81.818	44.0000
77	1	39.05	81.818	44.0000
78	1	39.06	81.290	44.2857
79	1	39.08	81.818	44.0000
80	1	39.09	81.290	44.2857
81	1	39.13	79.245	45.4286
82	1	39.18	79.245	45.4286
83	1	39.22	80.769	44.5714
84	1	39.25	80.255	44.8571
85	1	39.27	80.255	44.8571
86	1	39.33	81.290	44.2857

STRÆKNINGSHAST VEJ 201 MOD ODENSE
TOR 29 10 81 KL. 1120 - 1220 KM 8 - 5.9 2018130603

10:44 FRIDAY, JUNE 18, 1982 19

SORTERET LISTE - ALLE BILTYPER - I TIDSGRUPPER

----- TIDSGRUP=3 -----

OBS	TYPE	STARTTID	HAST	TIDSFB
87	1	39.37	81.8182	44.0000
88	1	39.41	81.8182	44.0000
89	1	39.42	81.2903	44.2857
90	1	39.44	81.2903	44.2857
91	1	39.45	80.7692	44.5714
92	4	39.78	93.3333	38.5714
93	1	39.83	90.0000	40.0000
94	1	39.86	90.0000	40.0000
95	4	39.92	91.9708	39.1429
96	1	40.28	80.7692	44.5714
97	1	40.30	80.2548	44.8571
98	1	40.31	79.7468	45.1429
99	1	40.80	92.6471	38.8571
100	1	40.87	75.0000	48.0000
101	1	40.97	88.1119	40.8571
102	1	40.99	88.7324	40.5714
103	1	41.01	88.1119	40.8571
104	1	41.09	81.8182	44.0000
105	1	41.12	81.2903	44.2857
106	1	41.14	81.2903	44.2857
107	1	41.19	81.8182	44.0000
108	1	41.32	85.7143	42.0000
109	1	41.33	86.3014	41.7143
110	2	41.37	85.7143	42.0000
111	1	41.41	86.8966	41.4286
112	2	41.46	86.3014	41.7143
113	1	41.49	86.8966	41.4286
114	1	41.53	86.3014	41.7143
115	3	41.58	85.7143	42.0000
116	1	41.61	86.3014	41.7143
117	1	41.65	86.3014	41.7143
118	3	41.93	93.3333	38.5714
119	2	41.94	67.0213	53.7143
120	2	41.96	84.0000	42.8571
121	1	41.98	81.8182	44.0000

----- TIDSGRUP=4 -----

OBS	TYPE	STARTTID	HAST	TIDSFB
122	1	42.02	81.8182	44.0000
123	1	42.06	71.1864	50.5714
124	1	42.10	71.1864	50.5714
125	1	42.16	72.8324	49.4286
126	1	42.26	75.0000	48.0000
127	1	42.40	80.2548	44.8571
128	1	42.77	75.0000	48.0000
129	1	42.83	75.0000	48.0000

STRÆKNINGSHAST VEJ 201 MOD ODENSE
TOR 29 10 81 KL. 1120 - 1220 KM 8 - 5.9

2018130603

10:44 FRIDAY, JUNE 18, 1982 20

SORTERET LISTE - ALLE BILTYPER - I TIDSGRUPPER

----- TIDSGRUP=4 -----

OBS	TYPE	STARTTID	HAST	TIDSFB
130	2	42.86	74.1176	48.5714
131	1	42.89	74.1176	48.5714
132	1	42.91	74.5562	48.2857
133	1	42.94	74.5562	48.2857
134	1	42.98	74.5562	48.2857
135	3	43.00	74.5562	48.2857
136	1	43.05	76.3636	47.1429
137	1	43.09	76.8293	46.8571
138	1	43.14	77.3006	46.5714
139	1	43.16	77.3006	46.5714
140	1	43.19	76.3636	47.1429
141	1	43.21	75.9036	47.4286
142	1	43.25	76.3636	47.1429
143	2	43.32	77.3006	46.5714
144	1	43.36	76.8293	46.8571
145	1	43.40	82.3529	43.7143
146	1	43.41	76.8293	46.8571
147	2	43.56	75.0000	48.0000
148	1	43.63	75.9036	47.4286
149	1	43.65	75.9036	47.4286
150	1	43.68	76.3636	47.1429
151	2	43.78	76.3636	47.1429
152	1	43.89	76.3636	47.1429
153	1	43.94	77.7778	46.2857
154	1	43.96	77.7778	46.2857
155	1	43.98	77.3006	46.5714
156	1	44.01	78.2609	46.0000
157	1	44.01	77.3006	46.5714
158	2	44.17	74.1176	48.5714
159	2	44.23	74.5562	48.2857
160	2	44.30	75.4491	47.7143
161	1	44.54	84.5638	42.5714
162	2	44.62	74.5562	48.2857
163	1	44.66	75.0000	48.0000
164	1	44.73	75.9036	47.4286
165	1	44.80	78.2609	46.0000
166	2	45.42	82.3529	43.7143
167	1	45.47	81.8182	44.0000
168	1	45.61	83.4437	43.1429
169	2	45.67	72.8324	49.4286
170	1	45.92	81.2903	44.2857
171	1	45.93	99.2126	36.2857
172	1	45.99	83.4437	43.1429
173	1	46.03	79.2453	45.4286
174	1	46.18	77.3006	46.5714
175	4	46.20	77.3006	46.5714
176	1	46.40	83.4437	43.1429
177	1	46.53	88.1119	40.8571
178	1	46.88	81.8182	44.0000

STRÆKNINGSHAST VEJ 201 MOD ODENSE
TOR 29 10 81 KL. 1120 - 1220 KM 8 - 5.9 . 2018130603

10:44 FRIDAY, JUNE 18, 1982 21

SORTERET LISTE - ALLE BILTYPER - I TIDSGRUPPER

----- TIDSGRUP=4 -----

OBS	TYPE	STARTTID	HAST	TIDSFB
179	1	47.44	82.8947	43.4286
180	1	47.79	88.7324	40.5714

----- TIDSGRUP=5 -----

OBS	TYPE	STARTTID	HAST	TIDSFB
181	1	48.18	81.8182	44.0000
182	1	48.21	75.4491	47.7143
183	1	48.24	81.2903	44.2857
184	1	48.24	75.9036	47.4286
185	1	48.26	81.2903	44.2857
186	1	48.34	75.4491	47.7143
187	2	48.55	81.2903	44.2857
188	1	48.89	80.2548	44.8571
189	1	49.14	91.3043	39.4286
190	1	50.20	86.3014	41.7143
191	1	50.29	86.8966	41.4286
192	1	50.48	78.2609	46.0000
193	2	51.02	59.4340	60.5714
194	2	51.36	75.4491	47.7143
195	2	51.59	76.8293	46.8571
196	1	51.78	76.8293	46.8571
197	1	51.81	76.3636	47.1429
198	2	52.51	81.2903	44.2857
199	4	53.67	72.0000	50.0000
200	2	53.73	72.0000	50.0000

----- TIDSGRUP=6 -----

OBS	TYPE	STARTTID	HAST	TIDSFB
201	1	54.00	75.9036	47.4286
202	2	54.48	82.8947	43.4286
203	2	55.05	79.7468	45.1429
204	1	55.10	80.7692	44.5714
205	1	55.11	79.7468	45.1429
206	2	55.15	79.7468	45.1429
207	1	55.18	78.7500	45.7143
208	1	55.46	82.3529	43.7143
209	1	56.14	80.7692	44.5714
210	1	56.19	86.8966	41.4286
211	2	57.02	80.7692	44.5714
212	1	57.05	81.2903	44.2857
213	1	57.24	78.7500	45.7143
214	1	57.50	85.7143	42.0000
215	1	57.57	72.8324	49.4286

STRÆKNINGSHAST VEJ 201 MOD ODENSE
TOR 29 10 81 KL. 1120 - 1220 KM 8 - 5.9 . 2018130603

10:44 FRIDAY, JUNE 18, 1982 22

SORTERET LISTE - ALLE BILTYPER - I TIDSGRUPPER

----- TIDSGRUP=6 -----

OBS	TYPE	STARTTID	HAST	TIDSFB
216	1	57.89	85.1351	42.2857
217	1	58.01	96.9231	37.1429
218	2	58.39	71.1864	50.5714
219	1	58.96	77.7778	46.2857
220	1	59.11	90.0000	40.0000
221	1	59.47	81.2903	44.2857
222	1	59.49	79.7468	45.1429

----- TIDSGRUP=7 -----

OBS	TYPE	STARTTID	HAST	TIDSFB
223	1	60.09	92.6471	38.8571
224	1	60.30	85.1351	42.2857
225	1	60.57	84.5638	42.5714
226	1	60.70	90.0000	40.0000
227	1	60.92	93.3333	38.5714
228	1	61.20	78.2609	46.0000
229	1	61.46	82.8947	43.4286
230	2	61.64	82.8947	43.4286
231	1	61.65	82.3529	43.7143
232	1	61.99	84.0000	42.8571
233	2	62.34	76.3636	47.1429
234	1	62.58	81.8182	44.0000
235	1	62.59	88.1119	40.8571
236	1	63.81	84.5638	42.5714
237	1	63.83	78.7500	45.7143
238	1	64.24	91.3043	39.4286
239	1	64.59	82.8947	43.4286
240	1	64.65	85.7143	42.0000
241	2	64.69	72.4138	49.7143
242	1	64.99	89.3617	40.2857
243	2	65.08	72.4138	49.7143
244	1	65.26	90.0000	40.0000
245	2	65.36	84.5638	42.5714
246	1	65.86	73.2558	49.1429

STRÆKNINGSHAST VEJ 201 MOD ODENSE
TOR 29 10 81 KL. 1120 - 1220 KM 8 - 5.9

2018130603

10:44 FRIDAY, JUNE 18, 1982 23

SORTERET LISTE - ALLE BILTYPER - I TIDSGRUPPER

----- TIDSGRUP=8 -----

OBS	TYPE	STARTTID	HAST	TIDSFB
247	1	66.93	88.112	40.8571
248	3	66.95	84.564	42.5714
249	1	67.59	82.353	43.7143
250	1	67.85	123.529	29.1429
251	1	67.88	104.132	34.5714
252	2	67.88	72.414	49.7143
253	1	67.89	128.571	28.0000
254	2	68.57	70.000	51.4286
255	1	68.61	78.750	45.7143
256	1	68.81	84.000	42.8571
257	1	69.05	82.353	43.7143
258	1	69.23	91.971	39.1429
259	1	69.23	83.444	43.1429
260	1	69.28	84.000	42.8571
261	1	69.51	96.923	37.1429
262	2	69.77	80.255	44.8571
263	1	69.79	91.971	39.1429
264	1	69.90	85.714	42.0000
265	1	69.95	86.301	41.7143
266	1	70.46	86.301	41.7143
267	1	70.49	85.135	42.2857
268	1	70.65	80.255	44.8571
269	1	70.71	84.564	42.5714
270	1	70.71	75.449	47.7143
271	2	70.74	77.778	46.2857
272	1	70.78	77.778	46.2857
273	1	70.81	78.750	45.7143
274	1	71.05	90.000	40.0000
275	1	71.06	89.362	40.2857
276	1	71.25	91.304	39.4286
277	2	71.41	81.290	44.2857
278	1	71.51	84.000	42.8571
279	1	71.82	101.613	35.4286
280	1	71.82	87.500	41.1429

----- TIDSGRUP=9 -----

OBS	TYPE	STARTTID	HAST	TIDSFB
281	1	72.13	109.565	32.8571
282	1	72.33	110.526	32.5714
283	1	72.34	94.737	38.0000
284	1	72.39	96.923	37.1429
285	1	72.46	101.613	35.4286
286	3	72.53	105.882	34.0000
287	1	72.61	88.732	40.5714
288	3	72.66	88.732	40.5714
289	1	72.67	86.897	41.4286

STRÆKNINGSHAST VEJ 201 MOD ODENSE
TOR 29 10 81 KL. 1120 - 1220 KM 8 - 5.9 . 2018130603

10:44 FRIDAY, JUNE 18, 1982 24

SORTERET LISTE - ALLE BILTYPER - I TIDSGRUPPER

----- TIDSGRUP=9 -----

OBS	TYPE	STARTTID	HAST	TIDSFB
290	1	72.72	88.1119	40.8571
291	1	72.76	88.7324	40.5714
292	1	72.82	90.6475	39.7143
293	1	73.20	91.9708	39.1429
294	1	73.30	98.4375	36.5714
295	1	73.49	74.5562	48.2857
296	1	73.52	86.3014	41.7143
297	2	73.57	75.0000	48.0000
298	1	73.60	75.0000	48.0000
299	1	73.69	80.2548	44.8571
300	1	73.78	82.8947	43.4286
301	6	73.83	70.7865	50.8571
302	1	73.84	85.7143	42.0000
303	1	73.95	85.1351	42.2857
304	1	74.00	81.8182	44.0000
305	1	74.28	95.4545	37.7143
306	1	74.33	85.7143	42.0000
307	2	74.35	84.5638	42.5714
308	1	74.42	84.0000	42.8571
309	1	74.67	81.8182	44.0000
310	2	74.85	84.5638	42.5714
311	1	75.02	89.3617	40.2857
312	1	75.09	84.5638	42.5714
313	5	75.10	83.4437	43.1429
314	1	75.14	85.1351	42.2857
315	3	75.17	85.1351	42.2857
316	1	75.52	96.1832	37.4286
317	2	76.00	78.2609	46.0000
318	1	76.11	80.2548	44.8571
319	1	76.14	79.2453	45.4286
320	1	76.16	79.2453	45.4286
321	2	76.20	78.7500	45.7143
322	6	76.23	79.2453	45.4286
323	2	76.28	78.7500	45.7143
324	2	76.46	78.2609	46.0000
325	2	76.49	78.7500	45.7143
326	1	76.50	78.2609	46.0000
327	1	76.61	82.3529	43.7143
328	1	76.62	78.7500	45.7143
329	1	76.70	80.2548	44.8571
330	1	76.94	84.0000	42.8571
331	2	77.04	78.7500	45.7143
332	1	77.05	84.0000	42.8571
333	3	77.30	74.1176	48.5714
334	2	77.56	72.0000	50.0000
335	1	77.57	80.7692	44.5714
336	2	77.62	72.4138	49.7143
337	1	77.64	73.2558	49.1429

STRÆKNINGSHAST VEJ 201 MOD ODENSE
TOR 29 10 81 KL. 1120 - 1220 KM 8 - 5.9

2018130603

10:44 FRIDAY, JUNE 18, 1982 25

SORTERET LISTE - ALLE BILTYPER - I TIDSGRUPPER

----- TIDSGRUP=10 -----

OBS	TYPE	STARTTID	HAST	TIDSFB
338	2	78.34	69.6133	51.7143
339	1	78.36	70.0000	51.4286
340	1	78.42	71.5909	50.2857
341	1	78.51	73.6842	48.8571
342	2	78.66	74.5562	48.2857
343	1	78.72	76.3636	47.1429
344	1	78.86	87.5000	41.1429
345	1	79.48	86.3014	41.7143
346	2	79.78	84.0000	42.8571
347	1	80.38	82.8947	43.4286
348	1	80.40	85.1351	42.2857
349	2	80.48	83.4437	43.1429
350	1	80.89	85.7143	42.0000
351	1	81.47	77.3006	46.5714
352	1	82.11	85.7143	42.0000
353	1	82.16	85.7143	42.0000
354	2	82.60	75.9036	47.4286
355	2	82.63	75.4491	47.7143
356	1	82.65	75.4491	47.7143
357	1	82.66	87.5000	41.1429
358	1	82.68	86.8966	41.4286
359	1	82.70	76.8293	46.8571
360	1	82.72	76.8293	46.8571
361	1	82.74	76.8293	46.8571
362	1	82.76	77.3006	46.5714
363	1	82.78	77.7778	46.2857
364	1	83.12	90.0000	40.0000
365	1	83.30	93.3333	38.5714

----- TIDSGRUP=11 -----

OBS	TYPE	STARTTID	HAST	TIDSFB
366	1	84.92	85.135	42.2857
367	1	85.18	90.647	39.7143
368	1	85.26	102.439	35.1429

STRÆKNINGSHAST VEJ 348 MOD VIBORG
TIR 18 8 81 KL. 1315 - 1450 KM 50.25 - 51.6

3488114901

16:18 MONDAY, JUNE 14, 1982 115

HASTIGHEDSFORDELING FOR ALLE BILTYPER

TABLE OF TYPE BY HAST

TYPE	HAST								
FREQUENCY PERCENT ROW PCT COL PCT	6	7	8	9	10	11	12	TOTAL	
1	1 0.54 0.79 14.29	28 15.14 22.22 62.22	61 32.97 48.41 67.03	31 16.76 24.60 88.57	2 1.08 1.59 66.67	3 1.62 2.38 100.00	0 0.00 0.00 0.00	126 68.11	
2	5 2.70 9.43 71.43	15 8.11 28.30 33.33	27 14.59 50.94 29.67	4 2.16 7.55 11.43	1 0.54 1.89 33.33	0 0.00 0.00 0.00	1 0.54 1.89 100.00	53 28.65	
5	1 0.54 16.67 14.29	2 1.08 33.33 4.44	3 1.62 50.00 3.30	0 0.00 0.00 0.00	0 0.00 0.00 0.00	0 0.00 0.00 0.00	0 0.00 0.00 0.00	6 3.24	
TOTAL	7 3.78	45 24.32	91 49.19	35 18.92	3 1.62	3 1.62	1 0.54	185 100.00	

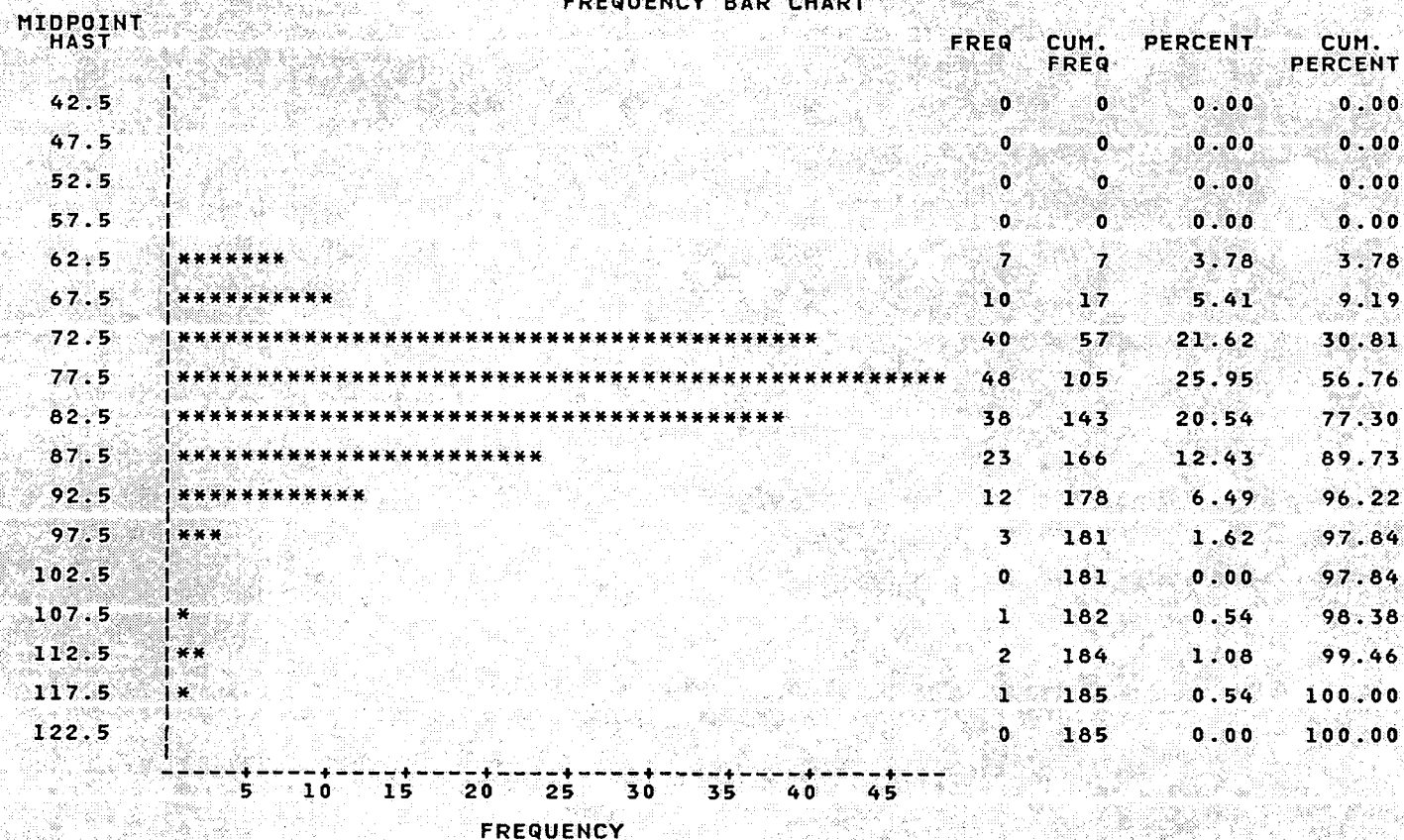
STRÆKNINGSHAST VEJ 348 MOD VIBORG
TIR 18 8 81 KL. 1315 - 1450 KM 50.25 - 51.6

3488114901

16:18 MONDAY, JUNE 14, 1982 114

HASTIGHEDSFORDELING FOR ALLE BILTYPER

FREQUENCY BAR CHART



STRÆKNINGSHAST VEJ 3 MOD KASTRUP
ONS 1 4 81 KL. 1630 - 1700 KM 44.6 - 45.7 . 38114502

11:31 MONDAY, FEBRUARY 15, 1982 27

SORTERET LISTE - ALLE BILTYPER - I TIDSGRUPPER

TIDSGRUP=1

OBS	TYPE	STARTTID	HAST	TIDSF8
99	1	3.42	90.411	39.8182
100	1	3.43	82.500	43.6364
101	1	3.46	88.000	40.9091
102	1	3.48	84.615	42.5455
103	1	3.49	92.958	38.7273
104	1	3.50	82.500	43.6364
105	1	3.54	84.615	42.5455
106	1	3.57	85.714	42.0000
107	1	3.58	78.571	45.8182
108	1	3.61	78.571	45.8182
109	1	3.64	103.125	34.9091
110	1	3.64	88.000	40.9091
111	1	3.65	100.000	36.0000
112	1	3.65	95.652	37.6364
113	1	3.71	89.189	40.3636
114	1	3.79	84.615	42.5455
115	1	3.82	86.842	41.4545
116	1	3.88	95.652	37.6364
117	1	3.89	95.652	37.6364
118	1	3.93	97.059	37.0909
119	1	3.95	74.157	48.5455
120	4	4.07	70.968	50.7273
121	1	4.11	111.864	32.1818
122	1	4.17	90.411	39.8182
123	2	4.19	75.000	48.0000
124	1	4.23	89.189	40.3636
125	1	4.23	75.000	48.0000
126	1	4.25	86.842	41.4545
127	1	4.31	94.286	38.1818
128	1	4.32	89.189	40.3636
129	1	4.33	94.286	38.1818
130	1	4.35	94.286	38.1818
131	1	4.37	94.286	38.1818
132	1	4.38	94.286	38.1818
133	1	4.39	91.667	39.2727
134	1	4.39	86.842	41.4545
135	1	4.42	94.286	38.1818
136	1	4.44	94.286	38.1818
137	1	4.46	95.652	37.6364
138	1	4.46	92.958	38.7273
139	1	4.47	95.652	37.6364
140	1	4.57	81.481	44.1818
141	1	4.60	100.000	36.0000
142	1	4.64	97.059	37.0909
143	1	4.69	92.958	38.7273
144	1	4.69	83.544	43.0909
145	1	4.73	86.842	41.4545
146	1	4.82	89.189	40.3636
147	1	4.83	95.652	37.6364

STRÆKNINGSHAST VEJ 348 MOD VIBORG
TIR 18 8 81 KL. 1315 - 1450 KM 50.25 - 51.6

3488114901

16:18 MONDAY, JUNE 14, 1982 113

HASTIGHEDSFORDELING FOR LASTBILER

FREQUENCY BAR CHART

MIDPOINT
HAST42.5
47.5
52.5
57.5
62.5
67.5
72.5
77.5
82.5
87.5
92.5
97.5
102.5

FREQ	CUM. FREQ	PERCENT	CUM. PERCENT
0	0	0.00	0.00
0	0	0.00	0.00
0	0	0.00	0.00
0	0	0.00	0.00
5	5	9.43	9.43
4	9	7.55	16.98
12	21	22.64	39.62
20	41	37.74	77.36
6	47	11.32	88.68
4	51	7.55	96.23
0	51	0.00	96.23
1	52	1.89	98.11
1	53	1.89	100.00

1 2 3 4 5 6 7 8 9 10 11 12 13 14 15 16 17 18 19 20

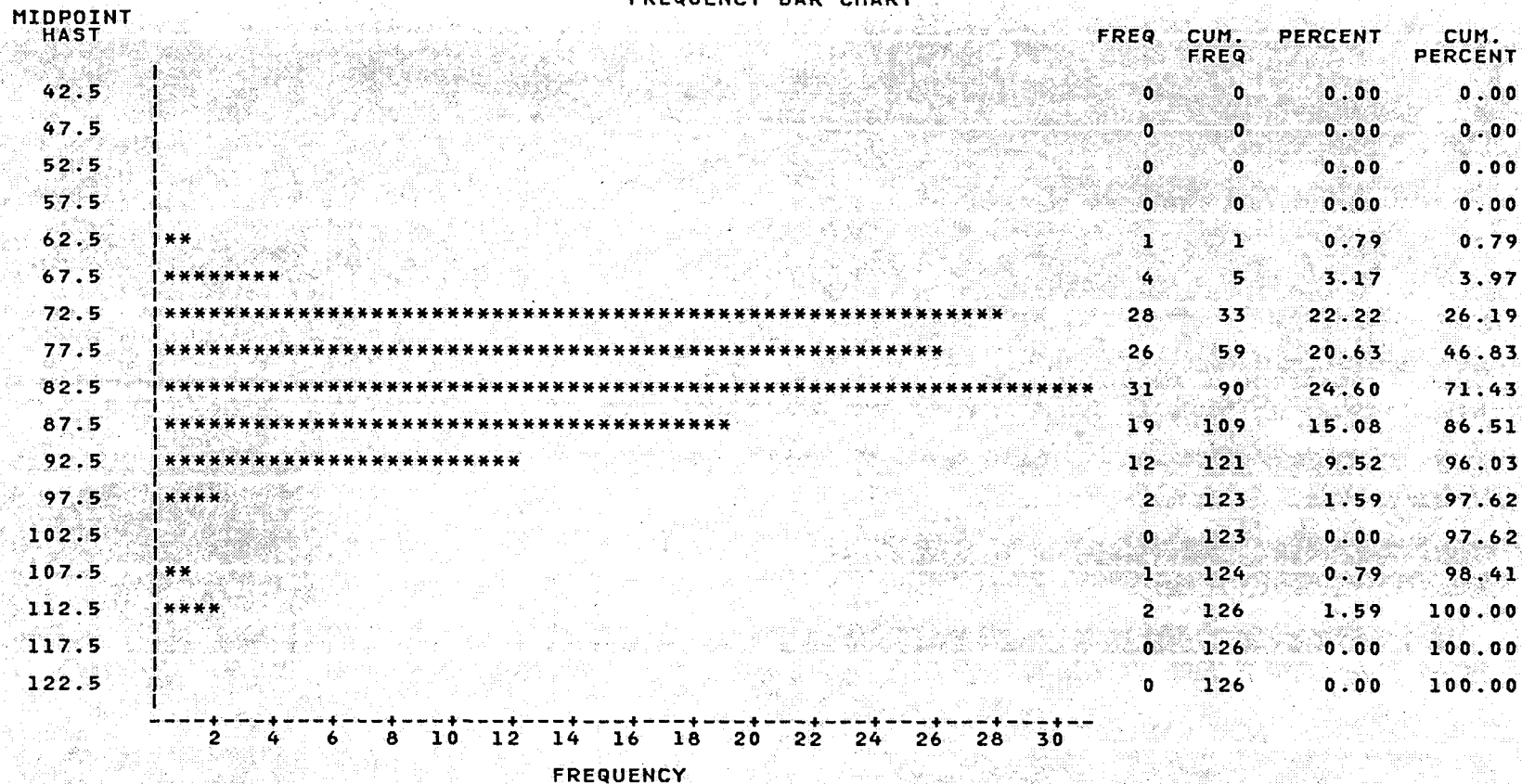
FREQUENCY

STRÆKNINGSHAST VEJ 348 MOD VIBORG
TIR 18 8 81 KL. 1315 - 1450 KM 50.25 - 51.6 . 3488114901

16:18 MONDAY, JUNE 14, 1982 112

HASTIGHEDSFORDELING FOR PERSONBILER

FREQUENCY BAR CHART



STRÆKNINGSHAST VEJ 348 MOD VIBORG
TIR 18 8 81 KL. 1315 - 1450 KM 50.25 - 51.6 . 3488114901

16:18 MONDAY, JUNE 14, 1982 111

GENNEMSNITSMAL FOR BILER FORDELT EFTER TYPE
TYPE=1

VARIABLE	N	MEAN	STANDARD DEVIATION	MINIMUM VALUE	MAXIMUM VALUE	STD ERROR OF MEAN	SUM	VARIANCE	C.V.
HAST	126	81.40880009	8.47584567	61.36363636	114.08450704	0.75508835	10257.508811	71.83995978	10.411
TIDSFB	126	44.67019400	4.40650331	31.55555556	58.66666667	0.39256252	5628.444444	19.41727141	9.865

TYPE=2

HAST	53	76.54295531	8.81844895	60.44776119	117.39130435	1.21130712	4056.7766315	77.76504184	11.521
TIDSFB	53	47.57232704	4.90824627	30.66666667	59.55555556	0.67419947	2521.3333333	24.09088140	10.317

TYPE=5

HAST	6	72.10544069	7.92874137	61.36363636	81.00000000	3.23689511	432.63264417	62.86493964	10.996
TIDSFB	6	50.44444444	5.66208965	44.44444444	58.66666667	2.31153842	302.66666667	32.05925926	11.224

STRÆKNINGSHAST VEJ 348 MOD VIBORG 16:18 MONDAY, JUNE 14, 1982 110
TIR 18 8 81 KL. 1315 - 1450 KM 50.25 - 51.6 . 3488114901

GENNEMSNITSMAL FOR ALLE BILER I TIDSGRUPPER
TIDSGRUP=11

VARIABLE	N	MEAN	STANDARD DEVIATION	MINIMUM VALUE	MAXIMUM VALUE	STD ERROR OF MEAN	SUM	VARIANCE	C.V.
HAST	10	82.73080649	13.83691340	66.94214876	112.50000000	4.37561621	827.30806491	191.46017242	16.725
TIDSFB	10	44.53333333	6.87190259	32.00000000	53.77777778	2.17308641	445.33333333	47.22304527	15.431

TIDSGRUP=12

HAST	11	79.99306030	2.68169544	75.00000000	84.37500000	0.80856160	879.92366330	7.19149042	3.352
TIDSFB	11	45.05050505	1.53024136	42.66666667	48.00000000	0.46138513	495.55555556	2.34163861	3.397

TIDSGRUP=13

HAST	20	81.60229287	10.79262192	66.39344262	114.08450704	2.41330363	1632.0458575	116.48068790	13.226
TIDSFB	20	44.77777778	5.35643146	31.55555556	54.22222222	1.19773449	895.55555556	28.69135802	11.962

TIDSGRUP=14

HAST	17	78.11115070	5.85537713	65.85365854	92.04545455	1.42013755	1327.8895619	34.28544134	7.496
TIDSFB	17	46.32679739	3.40852023	39.11111111	54.66666667	0.82668758	787.55555556	11.61801017	7.358

TIDSGRUP=15

HAST	2	72.76426039	4.15308446	69.82758621	75.70093458	2.93667419	145.52852079	17.24811055	5.708
TIDSFB	2	49.55555556	2.82842712	47.55555556	51.55555556	2.00000000	99.11111111	8.00000000	5.708

STRÆKNINGSHAST VEJ 348 MOD VIBORG
TIR 18 8 81 KL. 1315 - 1450 KM 50.25 - 51.6 . 3488114901

16:18 MONDAY, JUNE 14, 1982 109

GENNEMSNITSMAL FOR ALLE BILER I TIDSGRUPPER
TIDSGRUP=1

VARIABLE	N	MEAN	STANDARD DEVIATION	MINIMUM VALUE	MAXIMUM VALUE	STD ERROR OF MEAN	SUM	VARIANCE	C.V.
HAST	21	78.76100410	6.31399779	64.80000000	93.10344828	1.37782728	1653.9810861	39.86656806	8.017
TIDSFB	21	45.98941799	3.71481930	38.66666667	55.55555556	0.81064003	965.7777778	13.79988242	8.078

TIDSGRUP=2

HAST	11	82.58891064	12.87852367	72.32142857	117.39130435	3.88302099	908.47801707	165.85637183	15.594
TIDSFB	11	44.36363636	5.52549443	30.66666667	49.77777778	1.66599925	488.00000000	30.53108866	12.455

TIDSGRUP=3

HAST	10	82.99134873	11.29477474	71.05263158	105.19480519	3.57172138	829.91348734	127.57193649	13.610
TIDSFB	10	44.04444444	5.47727566	34.22222222	50.66666667	1.73206665	440.44444444	30.00054870	12.436

TIDSGRUP=4

HAST	10	77.02113064	6.70853943	71.05263158	94.18604651	2.12142644	770.21130637	45.00450122	8.710
TIDSFB	10	47.02222222	3.60946781	38.22222222	50.66666667	1.14141394	470.22222222	13.02825789	7.676

TIDSGRUP=5

HAST	19	79.48295542	9.98042659	60.44776119	95.29411765	2.28966689	1510.1761530	99.60891488	12.557
TIDSFB	19	46.03508772	6.30163745	37.77777778	59.55555556	1.44569478	874.6666667	39.71063461	13.689

TIDSGRUP=6

HAST	9	80.07603682	8.91023511	63.28125000	94.18604651	2.97007837	720.68433138	79.39228978	11.127
TIDSFB	9	45.48148148	5.35643146	38.22222222	56.88888889	1.78547715	409.33333333	28.69135802	11.777

TIDSGRUP=7

HAST	10	81.83797438	7.65987931	67.50000000	93.10344828	2.42226652	818.37974376	58.67375101	9.360
TIDSFB	10	44.35555556	4.36873792	38.66666667	53.33333333	1.38151623	443.55555556	19.08587106	9.849

TIDSGRUP=8

HAST	14	79.73828148	7.37850231	71.68141593	93.10344828	1.97198769	1116.3359407	54.44229632	9.253
TIDSFB	14	45.49206349	4.01557137	38.66666667	50.22222222	1.07320659	636.8888889	16.12481346	8.827

TIDSGRUP=9

HAST	11	75.47059262	8.78607738	61.36363636	90.00000000	2.64910201	830.17651883	77.19515578	11.642
TIDSFB	11	48.28282828	5.54495959	40.00000000	58.66666667	1.67186822	531.11111111	30.74657688	11.484

TIDSGRUP=10

HAST	10	77.58858341	8.67577508	63.28125000	90.00000000	2.74352097	775.88583407	75.26907330	11.182
TIDSFB	10	46.93333333	5.35058937	40.00000000	56.88888889	1.69200492	469.33333333	28.62880658	11.400

STRÆKNINGSHAST VEJ 348 MOD VIBORG 16:18 MONDAY, JUNE 14, 1982 108
TIR 18 8 81 KL. 1315 - 1450 KM 50.25 - 51.6 . 3488114901

GENNEMSNITSMAL FOR PERSONBILER I TIDSGRUPPER
TIDSGRUP=11

VARIABLE	N	MEAN	STANDARD DEVIATION	MINIMUM VALUE	MAXIMUM VALUE	STD ERROR OF MEAN	SUM	VARIANCE	C.V.
HAST	8	85.92411790	13.61231912	67.50000000	112.50000000	4.81268158	687.39294317	185.29523172	15.842
TIDSFB	8	42.77777778	6.45702112	32.00000000	53.33333333	2.28290171	342.22222222	41.69312169	15.094

TIDSGRUP=12

HAST	7	81.38139606	1.77103547	79.41176471	84.37500000	0.66938849	569.66977245	3.13656665	2.176
TIDSFB	7	44.25396825	0.95519865	42.66666667	45.33333333	0.36103116	309.77777778	0.91240447	2.158

TIDSGRUP=13

HAST	10	84.45205734	12.47284260	69.23076923	114.08450704	3.94425915	844.52057336	155.57180245	14.769
TIDSFB	10	43.37777778	5.74234147	31.55555556	52.00000000	1.81588782	433.77777778	32.97448560	13.238

TIDSGRUP=14

HAST	13	78.46076147	6.69000658	65.85365854	92.04545455	1.85547398	1019.9898992	44.75618803	8.527
TIDSFB	13	46.18803419	3.90614811	39.11111111	54.66666667	1.08337056	600.44444444	15.25799304	8.457

STRÆKNINGSKORT VEJ 348 MOD VIBORG
TIR 18 8 81 KL. 1315 - 1450 KM 50.25 - 51.6 3488114901

16:18 MONDAY, JUNE 14, 1982 107

GENNEMSNITSMÅL FOR PERSONBILER I TIDSGRUPPER
TIDSGRUP=1

VARIABLE	N	MEAN	STANDARD DEVIATION	MINIMUM VALUE	MAXIMUM VALUE	STD ERROR OF MEAN	SUM	VARIANCE	C.V.
HAST	14	81.03720038	5.45342130	74.31192661	93.10344828	1.45748815	1134.5208053	29.73980388	6.730
TIDSFB	14	44.60317460	2.87297202	38.66666667	48.44444444	0.76783407	624.4444444	8.25396825	6.441
----- TIDSGRUP=2 -----									
HAST	5	82.14837662	7.10838323	72.32142857	92.04545455	3.17896562	410.74188312	50.52911220	8.653
TIDSFB	5	44.08888889	3.85413038	39.11111111	49.77777778	1.72361950	220.4444444	14.85432099	8.742
----- TIDSGRUP=3 -----									
HAST	9	82.63814162	11.92119674	71.05263158	105.19480519	3.97373225	743.74327457	142.11493181	14.426
TIDSFB	9	44.29629630	5.74778540	34.22222222	50.66666667	1.91592847	398.66666667	33.03703704	12.976
----- TIDSGRUP=4 -----									
HAST	6	77.48669360	8.66666706	71.05263158	94.18604651	3.53815201	464.92016161	75.11111793	11.185
TIDSFB	6	46.88888889	4.61666332	38.22222222	50.66666667	1.88474491	281.33333333	21.31358025	9.846
----- TIDSGRUP=5 -----									
HAST	12	81.40847125	9.71542685	61.36363636	95.29411765	2.80460215	976.90165506	94.38951894	11.934
TIDSFB	12	44.85185185	5.82408277	37.77777778	58.66666667	1.68126788	538.22222222	33.91994014	12.985
----- TIDSGRUP=6 -----									
HAST	5	84.00477891	7.35608825	76.41509434	94.18604651	3.28974267	420.02389457	54.11203430	8.757
TIDSFB	5	43.11111111	3.66498278	38.22222222	47.11111111	1.63903013	215.55555556	13.43209877	8.501
----- TIDSGRUP=7 -----									
HAST	9	83.43108264	6.12009298	75.70093458	93.10344828	2.04003099	750.87974376	37.45553805	7.336
TIDSFB	9	43.35802469	3.20579037	38.66666667	47.55555556	1.06859679	390.22222222	10.27709191	7.394
----- TIDSGRUP=8 -----									
HAST	11	80.97105017	7.60761810	72.97297297	93.10344828	2.29378316	890.68155184	57.87585318	9.395
TIDSFB	11	44.80808081	4.07736629	38.66666667	49.33333333	1.22937219	492.88888889	16.62491582	9.100
----- TIDSGRUP=9 -----									
HAST	9	77.66503292	7.88797905	67.50000000	90.00000000	2.62932635	698.98529626	62.22021345	10.156
TIDSFB	9	46.76543210	4.58541853	40.00000000	53.33333333	1.52847284	420.88888889	21.02606310	9.805
----- TIDSGRUP=10 -----									
HAST	8	80.56716965	6.66643868	73.63636364	90.00000000	2.35694200	644.53735718	44.44140466	8.274
TIDSFB	8	44.94444444	3.61410133	40.00000000	48.88888889	1.27777778	359.55555556	13.06172840	8.041

STRÆKNINGSHAST VEJ 348 MOD VIBORG
TIR 18 8 81 KL. 1315 - 1450 KM 50.25 - 51.6 . 3488114901

16:18 MONDAY, JUNE 14, 1982 101

SORTERET LISTE - ALLE BILTYPER - I TIDSGRUPPER

----- TIDSGRUP=1 -----

OBS	TYPE	STARTTID	HAST	TIDSFB
1	2	24.43	76.4151	47.1111
2	1	24.75	93.1034	38.6667
3	1	25.12	81.0000	44.4444
4	4	25.24	73.6364	48.8889
5	1	25.28	74.3119	48.4444
6	1	25.63	86.1702	41.7778
7	1	26.25	86.1702	41.7778
8	1	27.02	75.0000	48.0000
9	1	27.48	79.4118	45.3333
10	1	28.32	76.4151	47.1111
11	3	28.52	88.0435	40.8889
12	2	29.62	82.6531	43.5556
13	2	29.94	77.8846	46.2222
14	1	29.97	78.6408	45.7778
15	1	30.37	78.6408	45.7778
16	2	30.75	64.8000	55.5556
17	1	30.87	81.0000	44.4444
18	1	31.65	76.4151	47.1111
19	2	31.69	70.4348	51.1111
20	1	31.72	80.1980	44.8889
21	2	31.79	73.6364	48.8889

----- TIDSGRUP=2 -----

OBS	TYPE	STARTTID	HAST	TIDSFB
22	1	32.42	92.045	39.1111
23	2	33.90	117.391	30.6667
24	1	35.57	84.375	42.6667
25	2	36.89	76.415	47.1111
26	1	36.91	81.000	44.4444
27	4	36.95	72.321	49.7778
28	3	36.99	72.321	49.7778
29	2	37.18	77.885	46.2222
30	4	37.19	74.312	48.4444
31	2	37.31	79.412	45.3333
32	1	37.35	81.000	44.4444

STRÆKNINGSHAST VEJ 348 MOD VIBORG
TIR 18 8 81 KL. 1315 - 1450 KM 50.25 - 51.6 . 3488114901

16:18 MONDAY, JUNE 14, 1982 102

SORTERET LISTE - ALLE BILTYPER - I TIDSGRUPPER

----- TIDSGRUP=3 -----

OBS	TYPE	STARTTID	HAST	TIDSFB
33	1	39.03	71.053	50.6667
34	2	39.86	86.170	41.7778
35	1	40.38	72.321	49.7778
36	3	40.61	73.636	48.8889
37	1	41.53	77.885	46.2222
38	1	41.62	79.412	45.3333
39	3	42.08	98.780	36.4444
40	1	42.22	80.198	44.8889
41	1	43.12	85.263	42.2222
42	1	43.72	105.195	34.2222

----- TIDSGRUP=4 -----

OBS	TYPE	STARTTID	HAST	TIDSFB
43	2	44.13	72.3214	49.7778
44	1	44.58	71.0526	50.6667
45	1	45.07	94.1860	38.2222
46	4	45.42	76.4151	47.1111
47	4	45.62	79.4118	45.3333
48	1	45.69	74.3119	48.4444
49	1	45.80	73.6364	48.8889
50	2	45.97	77.1429	46.6667
51	1	48.45	72.3214	49.7778
52	3	48.59	79.4118	45.3333

----- TIDSGRUP=5 -----

OBS	TYPE	STARTTID	HAST	TIDSFB
53	3	50.30	81.0000	44.4444
54	1	50.33	92.0455	39.1111
55	2	50.52	89.0110	40.4444
56	1	50.54	72.3214	49.7778
57	1	50.56	90.0000	40.0000
58	1	50.59	76.4151	47.1111
59	3	50.89	75.0000	48.0000
60	1	50.92	75.7009	47.5556
61	2	51.08	64.2857	56.0000
62	4	51.75	80.1980	44.8889
63	4	51.82	83.5052	43.1111
64	1	51.85	84.3750	42.6667
65	3	52.19	95.2941	37.7778
66	2	53.70	60.4478	59.5556
67	1	53.75	61.3636	58.6667
68	2	54.64	76.4151	47.1111
69	5	54.95	79.4118	45.3333

STRÆKNINGSHAST VEJ 348 MOD VIBORG
TIR 18 8 81 KL. 1315 - 1450 KM 50.25 - 51.6 . 3488114901

16:18 MONDAY, JUNE 14, 1982 103

SORTERET LISTE - ALLE BILTYPER - I TIDSGRUPPER

TIDSGRUP=5

OBS	TYPE	STARTTID	HAST	TIDSFB
70	1	55.79	89.011	40.4444
71	3	55.81	84.375	42.6667

TIDSGRUP=6

OBS	TYPE	STARTTID	HAST	TIDSFB
72	2	57.46	85.2632	42.2222
73	2	57.70	76.4151	47.1111
74	1	58.21	79.4118	45.3333
75	1	59.33	89.0110	40.4444
76	3	60.38	76.4151	47.1111
77	1	60.62	81.0000	44.4444
78	2	60.86	75.7009	47.5556
79	2	61.03	63.2812	56.8889
80	3	61.75	94.1860	38.2222

TIDSGRUP=7

OBS	TYPE	STARTTID	HAST	TIDSFB
81	3	62.01	75.7009	47.5556
82	3	62.03	75.7009	47.5556
83	3	62.75	93.1034	38.6667
84	5	62.77	67.5000	53.3333
85	1	65.54	83.5052	43.1111
86	1	65.92	77.1429	46.6667
87	1	66.05	86.1702	41.7778
88	1	66.50	84.3750	42.6667
89	1	66.68	86.1702	41.7778
90	1	66.97	89.0110	40.4444

TIDSGRUP=8

OBS	TYPE	STARTTID	HAST	TIDSFB
91	1	68.58	91.0112	39.5556
92	1	68.72	84.3750	42.6667
93	1	69.50	77.8846	46.2222
94	5	70.15	81.0000	44.4444
95	1	70.30	89.0110	40.4444
96	1	71.63	93.1034	38.6667
97	3	71.78	84.3750	42.6667
98	2	71.90	71.6814	50.2222
99	1	72.05	72.9730	49.3333
100	1	72.08	73.6364	48.8889

STRÆKNINGSHAST VEJ 3 MOD KASTRUP
ONS 1 4 81 KL. 1630 - 1700 KM 44.6 - 45.7 . 38114502

11:31 MONDAY, FEBRUARY 15, 1982 28

SORTERET LISTE - ALLE BILTYPER - I TIDSGRUPPER

----- TIDSGRUP=1 -----

OBS	TYPE	STARTTID	HAST	TIDSFB
148	1	4.84	92.958	38.7273
149	1	4.86	98.507	36.5455
150	1	4.89	98.507	36.5455
151	1	4.90	82.500	43.6364
152	1	4.91	95.652	37.6364
153	1	4.94	84.615	42.5455
154	1	5.01	124.528	28.9091
155	1	5.04	92.958	38.7273
156	2	5.06	75.000	48.0000
157	1	5.11	92.958	38.7273
158	1	5.21	77.647	46.3636
159	1	5.23	75.862	47.4545
160	5	5.27	70.968	50.7273
161	1	5.29	100.000	36.0000
162	1	5.31	73.333	49.0909
163	1	5.33	72.527	49.6364
164	1	5.35	76.744	46.9091
165	1	5.39	97.059	37.0909
166	1	5.40	95.652	37.6364
167	1	5.40	76.744	46.9091
168	1	5.41	95.652	37.6364
169	1	5.42	90.411	39.8182
170	1	5.48	79.518	45.2727
171	1	5.50	84.615	42.5455
172	1	5.51	103.125	34.9091
173	1	5.52	82.500	43.6364
174	1	5.58	98.507	36.5455
175	2	5.59	58.407	61.6364
176	2	5.61	58.929	61.0909
177	1	5.62	98.507	36.5455
178	1	5.65	89.189	40.3636
179	1	5.65	58.407	61.6364
180	1	5.66	90.411	39.8182
181	1	5.68	97.059	37.0909
182	1	5.76	95.652	37.6364
183	1	5.80	97.059	37.0909
184	1	5.85	111.864	32.1818
185	1	5.85	86.842	41.4545
186	1	5.87	100.000	36.0000
187	1	5.87	97.059	37.0909
188	1	5.95	92.958	38.7273
189	1	6.04	95.652	37.6364
190	1	6.08	91.667	39.2727
191	1	6.10	82.500	43.6364
192	1	6.13	97.059	37.0909
193	1	6.14	84.615	42.5455
194	1	6.18	86.842	41.4545
195	1	6.20	84.615	42.5455
196	4	6.28	76.744	46.9091

STRÆKNINGSHAST VEJ 348 MOD VIBORG
TIR 18 8 81 KL. 1315 - 1450 KM 50.25 - 51.6 . 3488114901

16:18 MONDAY, JUNE 14, 1982 104

SORTERET LISTE - ALLE BILTYPER - I TIDSGRUPPER

TIDSGRUP=8

OBS	TYPE	STARTTID	HAST	TIDSFB
101	1	72.13	75.0000	48.0000
102	1	72.14	74.3119	48.4444
103	3	72.52	75.0000	48.0000
104	2	73.11	72.9730	49.3333

TIDSGRUP=9

OBS	TYPE	STARTTID	HAST	TIDSFB
105	3	74.93	81.8182	44.0000
106	3	75.23	71.0526	50.6667
107	1	76.01	73.6364	48.8889
108	5	76.74	61.3636	58.6667
109	3	76.78	67.5000	53.3333
110	2	76.93	69.8276	51.5556
111	1	77.26	77.1429	46.6667
112	1	77.65	90.0000	40.0000
113	1	78.65	77.1429	46.6667
114	1	79.47	71.6814	50.2222
115	1	79.73	89.0110	40.4444

TIDSGRUP=10

OBS	TYPE	STARTTID	HAST	TIDSFB
116	3	81.30	74.3119	48.4444
117	3	81.32	74.3119	48.4444
118	1	81.35	73.6364	48.8889
119	1	82.40	78.6408	45.7778
120	1	83.22	90.0000	40.0000
121	1	83.23	90.0000	40.0000
122	2	83.85	63.2812	56.8889
123	1	84.49	81.8182	44.0000
124	2	84.97	68.0672	52.8889
125	1	85.39	81.8182	44.0000

STRÆKNINGSHAST VEJ 348 MOD VIBORG
TIR 18 8 81 KL. 1315 - 1450 KM 50.25 - 51.6 . 3488114901

16:18 MONDAY, JUNE 14, 1982 105

SORTERET LISTE - ALLE BILTYPER - I TIDSGRUPPER

----- TIDSGRUP=11 -----

OBS	TYPE	STARTTID	HAST	TIDSFB
126	1	86.41	80.198	44.8889
127	1	86.91	112.500	32.0000
128	1	87.02	85.263	42.2222
129	3	87.23	93.103	38.6667
130	1	87.71	83.505	43.1111
131	1	88.34	67.500	53.3333
132	1	88.91	74.312	48.4444
133	2	89.12	72.973	49.3333
134	3	89.31	91.011	39.5556
135	5	90.81	66.942	53.7778

----- TIDSGRUP=12 -----

OBS	TYPE	STARTTID	HAST	TIDSFB
136	1	92.34	79.4118	45.3333
137	2	92.62	80.1980	44.8889
138	1	92.71	79.4118	45.3333
139	1	92.80	84.3750	42.6667
140	1	92.81	81.8182	44.0000
141	2	92.91	76.4151	47.1111
142	2	93.32	78.6408	45.7778
143	2	94.72	75.0000	48.0000
144	3	95.27	82.6531	43.5556
145	1	95.30	81.0000	44.4444
146	1	95.33	81.0000	44.4444

----- TIDSGRUP=13 -----

OBS	TYPE	STARTTID	HAST	TIDSFB
147	2	98.81	66.393	54.2222
148	2	99.36	80.198	44.8889
149	2	99.38	89.011	40.4444
150	2	99.52	95.294	37.7778
151	1	99.54	91.011	39.5556
152	1	99.73	81.818	44.0000
153	2	99.79	78.641	45.7778
154	2	100.03	78.641	45.7778
155	1	100.11	80.198	44.8889
156	1	100.48	114.085	31.5556
157	3	101.06	82.653	43.5556
158	1	101.90	80.198	44.8889
159	2	102.24	80.198	44.8889
160	1	102.96	89.011	40.4444
161	5	103.14	76.415	47.1111
162	3	103.32	71.053	50.6667

STRÆKNINGSHAST VEJ 348 MOD VIBORG
TIR 18 8 81 KL. 1315 - 1450 KM 50.25 - 51.6 . 3488114901

16:18 MONDAY, JUNE 14, 1982 106

SORTERET LISTE - ALLE BILTYPER - I TIDSGRUPPER

----- TIDSGRUP=13 -----

OBS	TYPE	STARTTID	HAST	TIDSFB
163	3	103.38	69.2308	52.0000
164	2	103.60	71.0526	50.6667
165	2	103.64	71.6814	50.2222
166	1	103.93	85.2632	42.2222

----- TIDSGRUP=14 -----

OBS	TYPE	STARTTID	HAST	TIDSFB
167	3	104.15	75.0000	48.0000
168	1	104.38	73.6364	48.8889
169	1	104.51	73.6364	48.8889
170	2	105.39	78.6408	45.7778
171	1	106.30	76.4151	47.1111
172	2	106.50	75.7009	47.5556
173	2	106.54	76.4151	47.1111
174	1	106.59	76.4151	47.1111
175	1	106.93	79.4118	45.3333
176	1	107.29	92.0455	39.1111
177	1	107.86	65.8537	54.6667
178	1	108.19	88.0435	40.8889
179	1	108.77	81.0000	44.4444
180	2	108.91	77.1429	46.6667
181	1	108.94	77.1429	46.6667
182	1	108.98	77.8846	46.2222
183	3	109.57	83.5052	43.1111

----- TIDSGRUP=15 -----

OBS	TYPE	STARTTID	HAST	TIDSFB
184	2	110.09	69.8276	51.5556
185	2	110.85	75.7009	47.5556

STRÆKNINGSHAST VEJ 348 MOD VEJLE
TIR 18 8 81 KL. 1315 - 1450 KM 51.6 - 50.25 . 3488134901

16:18 MONDAY, JUNE 14, 1982 131

HASTIGHEDSFORDELING FOR ALLE BILTYPER

TABLE OF TYPE BY HAST

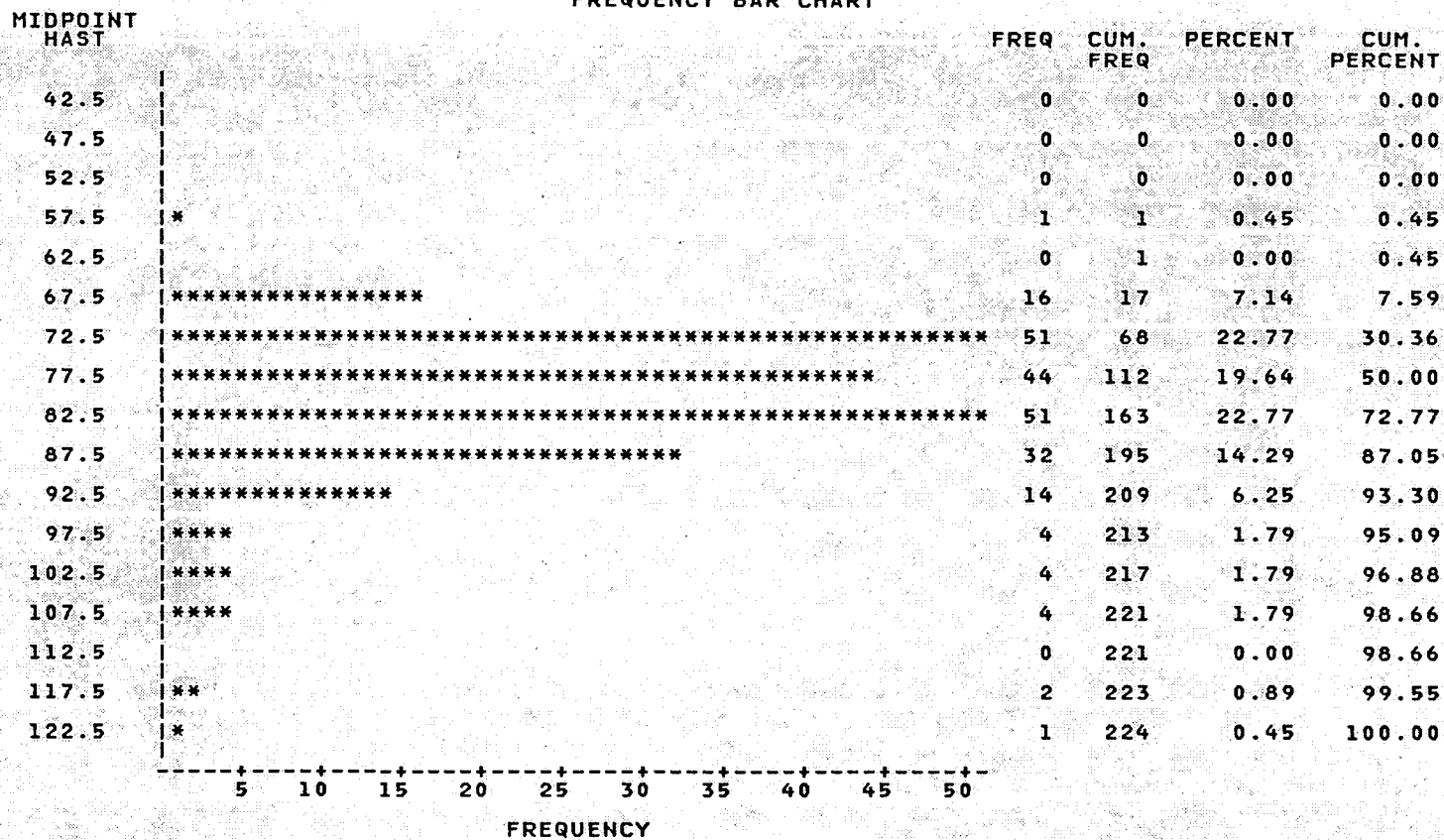
TYPE	HAST								
FREQUENCY PERCENT ROW PCT COL PCT	6	7	8	9	10	11	12	14	TOTAL
1	1 0.45 0.76 100.00	23 10.27 17.56 38.98	52 23.21 39.69 50.49	41 18.30 31.30 89.13	7 3.13 5.34 87.50	4 1.79 3.05 100.00	2 0.89 1.53 100.00	1 0.45 0.76 100.00	131 58.48
2	0 0.00 0.00 0.00	30 13.39 35.71 50.85	48 21.43 57.14 46.60	5 2.23 5.95 10.87	1 0.45 1.19 12.50	0 0.00 0.00 0.00	0 0.00 0.00 0.00	0 0.00 0.00 0.00	84 37.50
5	0 0.00 0.00 0.00	4 1.79 66.67 6.78	2 0.89 33.33 1.94	0 0.00 0.00 0.00	0 0.00 0.00 0.00	0 0.00 0.00 0.00	0 0.00 0.00 0.00	0 0.00 0.00 0.00	6 2.68
6	0 0.00 0.00 0.00	2 0.89 66.67 3.39	1 0.45 33.33 0.97	0 0.00 0.00 0.00	0 0.00 0.00 0.00	0 0.00 0.00 0.00	0 0.00 0.00 0.00	0 0.00 0.00 0.00	3 1.34
TOTAL	1 0.45	59 26.34	103 45.98	46 20.54	8 3.57	4 1.79	2 0.89	1 0.45	224 100.00

STRÆKNINGSHAST VEJ 348 MOD VEJLE
TIR 18 8 81 KL. 1315 - 1450 KM 51.6 - 50.25 . 3488134901

16:18 MONDAY, JUNE 14, 1982 130

HASTIGHEDSFORDELING FOR ALLE BILTYPER

FREQUENCY BAR CHART



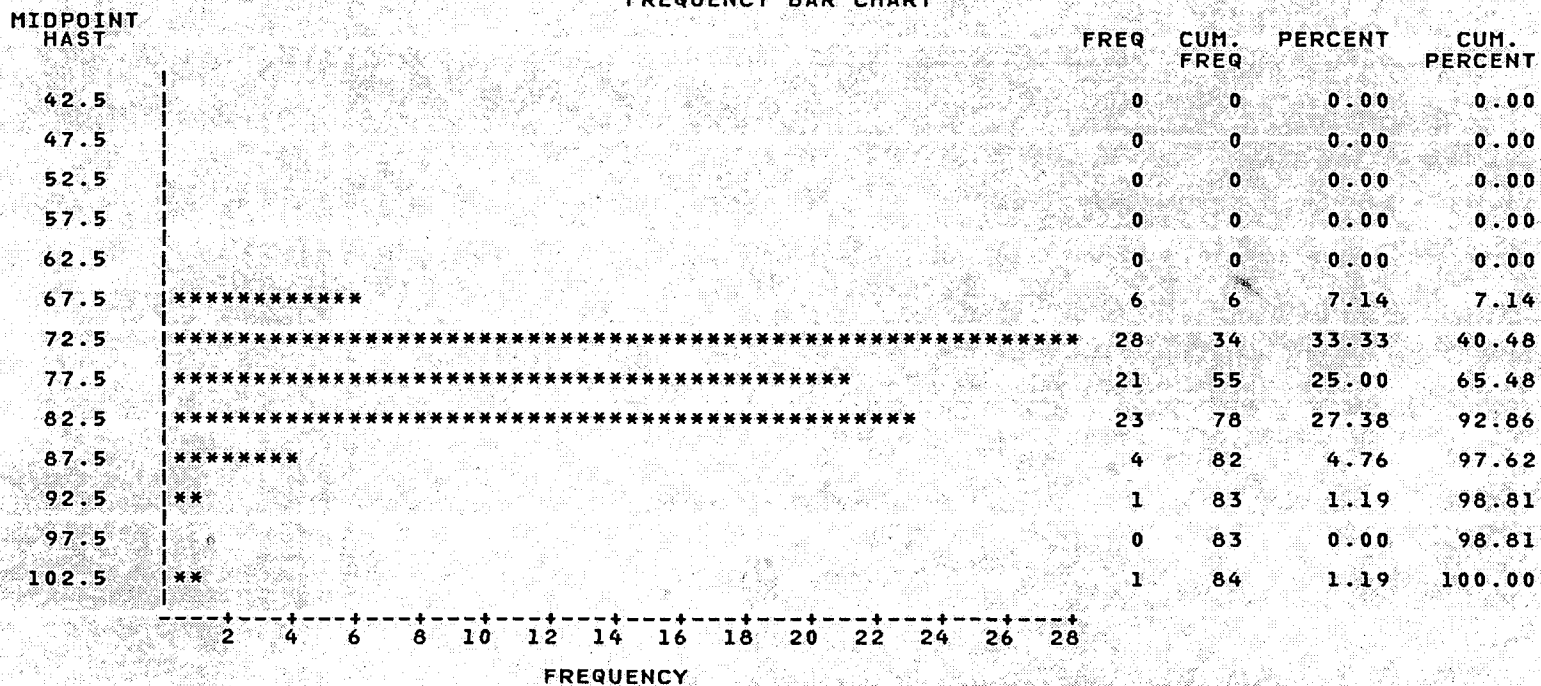
STRÆKNINGSHAST VEJ 348 MOD VEJLE
TIR 18 8 81 KL. 1315 - 1450 KM 51.6 - 50.25

. 3488134901

16:18 MONDAY, JUNE 14, 1982 129

HASTIGHEDSFORDELING FOR LASTBILER

FREQUENCY BAR CHART

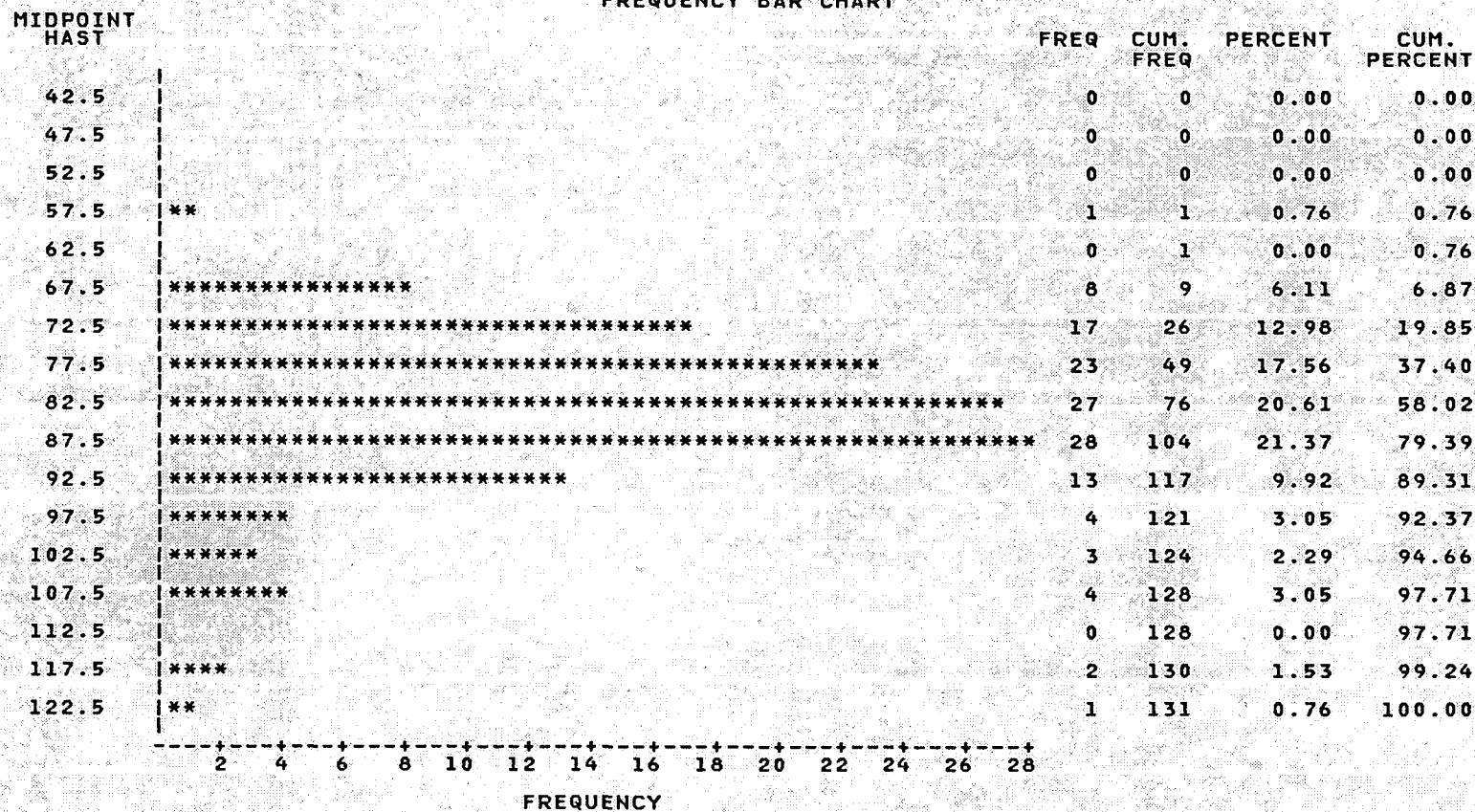


STRÆKNINGSHAST VEJ 348 MOD VEJLE
TIR 18 8 81 KL. 1315 - 1450 KM 51.6 - 50.25 . 3488134901

16:18 MONDAY, JUNE 14, 1982 128

HASTIGHEDSFORDELING FOR PERSONBILER

FREQUENCY BAR CHART



STRÆKNINGSHAST VEJ 348 MOD VEJLE
TIR 18 8 81 KL. 1315 - 1450 KM 51.6 - 50.25 . 3488134901

16:18 MONDAY, JUNE 14, 1982 127

GENNEMSNITSMAL FOR BILER FORDELT EFTER TYPE
TYPE=1

VARIABLE	N	MEAN	STANDARD DEVIATION	MINIMUM VALUE	MAXIMUM VALUE	STD ERROR OF MEAN	SUM	VARIANCE	C.V.
HAST	131	83.93113776	11.05836118	58.27338129	137.28813559	0.96617350	10994.979046	122.28735206	13.176
TIDSFB	131	43.56234097	5.26219933	26.22222222	61.77777778	0.45976049	5706.666667	27.69074183	12.080
----- TYPE=2 -----									
HAST	84	77.55490345	5.90538836	65.32258065	102.53164557	0.64433069	6514.6118895	34.87361166	7.614
TIDSFB	84	46.67195767	3.39426263	35.11111111	55.11111111	0.37034442	3920.4444444	11.52101882	7.273
----- TYPE=5 -----									
HAST	6	72.29434259	2.62723543	68.64406780	75.00000000	1.07256437	433.76605555	6.90236600	3.634
TIDSFB	6	49.85185185	1.83069395	48.00000000	52.44444444	0.74737767	299.11111111	3.35144033	3.672
----- TYPE=6 -----									
HAST	3	75.21812963	5.04871752	71.68141593	81.00000000	2.91487842	225.65438890	25.48954860	6.712
TIDSFB	3	48.00000000	3.11111111	44.44444444	50.22222222	1.79620084	144.00000000	9.67901235	6.481

STRÆKNINGSHAST VEJ 348 MOD VEJLE
TIR 18 8 81 KL. 1315 - 1450 KM 51.6 - 50.25 . 3488134901

16:18 MONDAY, JUNE 14, 1982 126

GENNEMSNITSMAL FOR ALLE BILER I TIDSGRUPPER
TIDSGRUP=11

VARIABLE	N	MEAN	STANDARD DEVIATION	MINIMUM VALUE	MAXIMUM VALUE	STD ERROR OF MEAN	SUM	VARIANCE	C.V.
HAST	16	80.66957703	7.55629645	65.32258065	91.01123596	1.88907411	1290.7132325	57.09761610	9.367
TIDSFB	16	45.02777778	4.59513072	39.55555556	55.11111111	1.14878268	720.4444444	21.11522634	10.205

TIDSGRUP=12

HAST	12	83.31299439	9.90674564	72.97297297	108.00000000	2.85983113	999.75593270	98.14360921	11.891
TIDSFB	12	43.70370370	4.55354312	33.33333333	49.33333333	1.31449467	524.4444444	20.73475496	10.419

TIDSGRUP=13

HAST	9	81.61638384	3.86694676	75.00000000	86.17021277	1.28898225	734.54745460	14.95327723	4.738
TIDSFB	9	44.19753086	2.10948605	41.77777778	48.00000000	0.70316202	397.77777778	4.44993141	4.773

TIDSGRUP=14

HAST	16	78.97188399	8.22053340	69.23076923	96.42857143	2.05513335	1263.5501439	67.57716930	10.409
TIDSFB	16	46.02777778	4.54687520	37.33333333	52.00000000	1.13671880	736.4444444	20.67407407	9.879

TIDSGRUP=15

HAST	2	82.96404682	7.18340083	77.88461538	88.04347826	5.07943144	165.92809365	51.60124747	8.658
TIDSFB	2	43.55555556	3.77123617	40.88888889	46.22222222	2.66666667	87.11111111	14.22222222	8.658

STRÆKNINGSHAST VEJ 348 MOD VEJLE
TIR 18 8 81 KL. 1315 - 1450 KM 51.6 - 50.25 . 3488134901

16:18 MONDAY, JUNE 14, 1982 125

GENNEMSNITSMÅL FOR ALLE BILER I TIDSGRUPPER
TIDSGRUP=1

VARIABLE	N	MEAN	STANDARD DEVIATION	MINIMUM VALUE	MAXIMUM VALUE	STD ERROR OF MEAN	SUM	VARIANCE	C.V.
HAST	14	81.41163308	9.44563857	69.82758621	98.78048780	2.52445310	1139.7628631	89.22008807	11.602
TIDSFB	14	44.76190476	5.05372037	36.44444444	51.55555556	1.35066358	626.6666667	25.54008954	11.290
----- TIDSGRUP=2 -----									
HAST	15	79.70261435	7.22818468	71.05263158	91.01123596	1.86630926	1195.5392152	52.24665383	9.069
TIDSFB	15	45.51111111	4.06230141	39.55555556	50.66666667	1.04888171	682.6666667	16.50229277	8.926
----- TIDSGRUP=3 -----									
HAST	13	79.93442687	5.67740424	74.31192661	94.18604651	1.57462862	1039.1475493	32.23291894	7.103
TIDSFB	13	45.23076923	2.96566828	38.22222222	48.44444444	0.82252839	588.0000000	8.79518835	6.557
----- TIDSGRUP=4 -----									
HAST	19	81.67225653	11.73680120	69.82758621	115.71428571	2.69260686	1551.7728741	137.75250231	14.371
TIDSFB	19	44.81871345	5.50797035	31.11111111	51.55555556	1.26361506	851.5555556	30.33773735	12.289
----- TIDSGRUP=5 -----									
HAST	18	81.13662983	8.45583539	72.32142857	108.00000000	1.99305952	1460.4593370	71.50115220	10.422
TIDSFB	18	44.76543210	4.06427818	33.33333333	49.77777778	0.95795955	805.7777778	16.51835714	9.079
----- TIDSGRUP=6 -----									
HAST	24	85.46703339	14.29872807	58.27338129	137.28813559	2.91871564	2051.2088014	204.45362439	16.730
TIDSFB	24	43.07407407	6.26063597	26.22222222	61.77777778	1.27794697	1033.7777778	39.19556271	14.535
----- TIDSGRUP=7 -----									
HAST	22	79.52449852	12.24261711	65.85365854	119.11764706	2.61013474	1749.5389674	149.88167365	15.395
TIDSFB	22	46.10101010	5.75768883	30.22222222	54.66666667	1.22754338	1014.2222222	33.15098071	12.489
----- TIDSGRUP=8 -----									
HAST	16	76.70306202	8.55768327	65.32258065	93.10344828	2.13942082	1227.2489923	73.23394291	11.157
TIDSFB	16	47.44444444	4.90502388	38.66666667	55.11111111	1.22625597	759.1111111	24.05925926	10.338
----- TIDSGRUP=9 -----									
HAST	16	80.97233143	7.80874132	65.32258065	102.53164557	1.95218533	1295.5573029	60.97644093	9.644
TIDSFB	16	44.83333333	4.20033312	35.11111111	55.11111111	1.05008328	717.3333333	17.64279835	9.369
----- TIDSGRUP=10 -----									
HAST	12	83.69005168	11.65554914	69.82758621	102.53164557	3.36466722	1004.2806202	135.85182576	13.927
TIDSFB	12	43.74074074	5.70256668	35.11111111	51.55555556	1.64618920	524.8888889	32.51926674	13.037

STRÆKNINGSHAST VEJ 3 MOD KASTRUP
ONS 1 4 81 KL. 1630 - 1700 KM 44.6 - 45.7

38114502

11:31 MONDAY, FEBRUARY 15, 1982 29

SORTERET LISTE - ALLE BILTYPER - I TIDSGRUPPER

----- TIDSGRUP=1 -----

OBS	TYPE	STARTTID	HAST	TIDSFB
197	1	6.35	95.652	37.6364
198	1	6.40	97.059	37.0909
199	1	6.40	74.157	48.5455
200	1	6.42	75.000	48.0000
201	2	6.43	89.189	40.3636
202	1	6.47	103.125	34.9091
203	1	6.48	89.189	40.3636
204	1	6.49	97.059	37.0909
205	1	6.52	83.544	43.0909
206	1	6.55	92.958	38.7273
207	1	6.59	81.481	44.1818
208	1	6.60	77.647	46.3636
209	1	6.61	77.647	46.3636
210	1	6.64	92.958	38.7273
211	1	6.65	98.507	36.5455
212	1	6.85	88.000	40.9091
213	1	6.87	98.507	36.5455
214	1	6.88	97.059	37.0909
215	1	6.93	94.286	38.1818
216	1	6.93	80.488	44.7273
217	2	6.94	79.518	45.2727
218	1	6.95	90.411	39.8182
219	1	6.99	98.507	36.5455
220	1	6.99	80.488	44.7273

----- TIDSGRUP=2 -----

OBS	TYPE	STARTTID	HAST	TIDSFB
221	1	7.01	94.286	38.1818
222	1	7.09	90.411	39.8182
223	1	7.14	97.059	37.0909
224	1	7.17	101.538	35.4545
225	1	7.20	80.488	44.7273
226	1	7.24	103.125	34.9091
227	1	7.24	97.059	37.0909
228	1	7.29	97.059	37.0909
229	1	7.30	82.500	43.6364
230	3	7.34	97.059	37.0909
231	1	7.35	85.714	42.0000
232	1	7.43	98.507	36.5455
233	3	7.49	100.000	36.0000
234	1	7.49	91.667	39.2727
235	1	7.51	110.000	32.7273
236	1	7.57	79.518	45.2727
237	1	7.62	103.125	34.9091
238	1	7.65	78.571	45.8182
239	1	7.68	77.647	46.3636

STRÆKNINGSHAST VEJ 348 MOD VEJLE
TIR 18 8 81 KL. 1315 - 1450 KM 51.6 - 50.25 . 3488134901

16:18 MONDAY, JUNE 14, 1982 124

GENNEMSNITSMAL FOR PERSONBILER I TIDSGRUPPER
TIDSGRUP=11

VARIABLE	N	MEAN	STANDARD DEVIATION	MINIMUM VALUE	MAXIMUM VALUE	STD ERROR OF MEAN	SUM	VARIANCE	C.V.
HAST	13	81.34696132	7.03087382	65.85365854	91.01123596	1.95001354	1057.5104972	49.43318670	8.643
TIDSFB	13	44.58119658	4.11515163	39.55555556	54.66666667	1.14133771	579.5555556	16.93447293	9.231

TIDSGRUP=12

HAST	7	86.40293531	11.85701337	75.70093458	108.00000000	4.48152981	604.82054714	140.58876610	13.723
TIDSFB	7	42.28571429	5.29883019	33.33333333	47.55555556	2.00276956	296.00000000	28.07760141	12.531

TIDSGRUP=13

HAST	4	84.87765957	2.58510638	81.00000000	86.17021277	1.29255319	339.51063830	6.68277501	3.046
TIDSFB	4	42.44444444	1.33333333	41.77777778	44.44444444	0.66666667	169.77777778	1.77777778	3.141

TIDSGRUP=14

HAST	12	80.21458978	9.13720280	69.23076923	96.42857143	2.63768325	962.57507740	83.48847500	11.391
TIDSFB	12	45.40740741	5.07393890	37.33333333	52.00000000	1.46472000	544.88888889	25.74485597	11.174

TIDSGRUP=15

HAST	1	77.88461538	.	77.88461538	77.88461538	.	77.88461538	.	.
TIDSFB	1	46.22222222	.	46.22222222	46.22222222	.	46.22222222	.	.

STRÆKNINGSHAST VEJ 348 MOD VEJLE
TIR 18.8 81 KL. 1315 - 1450 KM 51.6 - 50.25 . 3488134901

16:18 MONDAY, JUNE 14, 1982 123

GENNEMSNITSMAL FOR PERSONBILER I TIDSGRUPPER
TIDSGRUP=1

VARIABLE	N	MEAN	STANDARD DEVIATION	MINIMUM VALUE	MAXIMUM VALUE	STD ERROR OF MEAN	SUM	VARIANCE	C.V.
HAST	10	85.34262748	8.17290596	74.31192661	98.78048780	2.58449979	853.42627477	66.79639188	9.577
TIDSFB	10	42.53333333	4.07905420	36.44444444	48.44444444	1.28991020	425.33333333	16.63868313	9.590
----- TIDSGRUP=2 -----									
HAST	6	81.62045915	7.77187092	72.32142857	91.01123596	3.17285302	489.72275490	60.40197764	9.522
TIDSFB	6	44.44444444	4.26296135	39.55555556	49.77777778	1.74034669	266.66666667	18.17283951	9.592
----- TIDSGRUP=3 -----									
HAST	7	81.30412342	7.34445325	74.31192661	94.18604651	2.77594240	569.12886397	53.94099351	9.033
TIDSFB	7	44.57142857	3.79485713	38.22222222	48.44444444	1.43432117	312.00000000	14.40094062	8.514
----- TIDSGRUP=4 -----									
HAST	10	88.56904830	12.35698360	72.97297297	115.71428571	3.90762132	885.69048299	152.69504381	13.952
TIDSFB	10	41.28888889	5.17225902	31.11111111	49.33333333	1.63561192	412.88888889	26.75226337	12.527
----- TIDSGRUP=5 -----									
HAST	13	83.55322788	8.61648147	74.31192661	108.00000000	2.38978198	1086.1919625	74.24375286	10.313
TIDSFB	13	43.45299145	3.88371654	33.33333333	48.44444444	1.07714916	564.8888889	15.08325419	8.938
----- TIDSGRUP=6 -----									
HAST	13	89.35370025	18.37143522	58.27338129	137.28813559	5.09531936	1161.5981032	337.50963200	20.560
TIDSFB	13	41.74358974	8.10722695	26.22222222	61.77777778	2.24854019	542.6666667	65.72712884	19.421
----- TIDSGRUP=7 -----									
HAST	12	83.93643319	14.74127801	69.23076923	119.11764706	4.25544041	1007.2371982	217.30527742	17.562
TIDSFB	12	43.92592593	6.52050781	30.22222222	52.00000000	1.88230847	527.1111111	42.51702207	14.844
----- TIDSGRUP=8 -----									
HAST	7	79.80454177	12.19535482	65.32258065	93.10344828	4.60941086	558.63179236	148.72667927	15.282
TIDSFB	7	46.03174603	7.05467019	38.66666667	55.11111111	2.66641470	322.22222222	49.76837155	15.326
----- TIDSGRUP=9 -----									
HAST	8	79.32910272	6.35948194	65.32258065	88.04347826	2.24841640	634.63282173	40.44301053	8.017
TIDSFB	8	45.66666667	4.09929662	40.88888889	55.11111111	1.44932022	365.33333333	16.80423280	8.977
----- TIDSGRUP=10 -----									
HAST	8	88.30217700	11.57476526	73.63636364	102.53164557	4.09229750	706.41741604	133.97519072	13.108
TIDSFB	8	41.38888889	5.41960645	35.11111111	48.88888889	1.91612023	331.11111111	29.37213404	13.094

STRÆKNINGSHAST VEJ 348 MOD VEJLE
TIR 18 8 81 KL. 1315 - 1450 KM 51.6 - 50.25 . 3488134901

16:18 MONDAY, JUNE 14, 1982 116

SORTERET LISTE - ALLE BILTYPER - I TIDSGRUPPER

----- TIDSGRUP=1 -----

OBS	TYPE	STARTTID	HAST	TIDSFB
1	1	25.52	89.0110	40.4444
2	1	25.55	90.0000	40.0000
3	2	25.89	71.6814	50.2222
4	2	26.44	69.8276	51.5556
5	1	26.92	88.0435	40.8889
6	3	26.96	85.2632	42.2222
7	1	27.23	74.3119	48.4444
8	2	27.34	75.0000	48.0000
9	2	28.40	69.8276	51.5556
10	3	28.77	76.4151	47.1111
11	3	28.79	76.4151	47.1111
12	1	30.45	81.0000	44.4444
13	1	30.75	98.7805	36.4444
14	1	30.86	94.1860	38.2222

----- TIDSGRUP=2 -----

OBS	TYPE	STARTTID	HAST	TIDSFB
15	3	32.15	87.0968	41.3333
16	2	32.50	71.6814	50.2222
17	2	32.95	75.7009	47.5556
18	2	33.14	90.0000	40.0000
19	2	33.80	84.3750	42.6667
20	1	33.84	91.0112	39.5556
21	1	33.84	74.3119	48.4444
22	2	34.25	77.1429	46.6667
23	1	34.71	77.8846	46.2222
24	2	35.92	86.1702	41.7778
25	2	36.28	78.6408	45.7778
26	2	36.50	71.0526	50.6667
27	3	36.53	87.0968	41.3333
28	2	36.59	71.0526	50.6667
29	1	36.63	72.3214	49.7778

----- TIDSGRUP=3 -----

OBS	TYPE	STARTTID	HAST	TIDSFB
30	1	38.32	88.0435	40.8889
31	2	39.94	80.1980	44.8889
32	2	39.97	80.1980	44.8889
33	1	40.04	77.8846	46.2222
34	2	40.63	75.7009	47.5556
35	2	41.65	80.1980	44.8889
36	1	42.19	81.8182	44.0000
37	1	42.62	77.8846	46.2222

STRÆKNINGSHAST VEJ 348 MOD VEJLE
TIR 18 8 81 KL. 1315 - 1450 KM 51.6 - 50.25 . 3488134901

16:18 MONDAY, JUNE 14, 1982 117

SORTERET LISTE - ALLE BILTYPER - I TIDSGRUPPER

TIDSGRUP=3

OBS	TYPE	STARTTID	HAST	TIDSFB
38	1	43.02	94.1860	38.2222
39	2	43.25	74.3119	48.4444
40	1	43.26	74.3119	48.4444
41	1	43.59	75.0000	48.0000
42	2	43.84	79.4118	45.3333

TIDSGRUP=4

OBS	TYPE	STARTTID	HAST	TIDSFB
43	1	44.30	87.097	41.3333
44	1	45.41	84.375	42.6667
45	1	45.55	81.818	44.0000
46	5	46.61	69.828	51.5556
47	6	46.66	71.681	50.2222
48	4	46.69	71.053	50.6667
49	1	46.76	72.973	49.3333
50	2	47.16	78.641	45.7778
51	4	47.20	79.412	45.3333
52	3	47.32	102.532	35.1111
53	2	47.50	71.053	50.6667
54	1	47.54	115.714	31.1111
55	1	47.58	93.103	38.6667
56	2	47.58	73.636	48.8889
57	1	47.77	80.198	44.8889
58	2	48.93	77.143	46.6667
59	2	49.02	73.636	48.8889
60	1	49.04	84.375	42.6667
61	3	49.06	83.505	43.1111

TIDSGRUP=5

OBS	TYPE	STARTTID	HAST	TIDSFB
62	2	50.80	72.973	49.3333
63	2	50.84	72.973	49.3333
64	1	50.95	75.000	48.0000
65	2	50.97	72.321	49.7778
66	1	51.02	74.312	48.4444
67	5	51.09	75.000	48.0000
68	3	51.23	80.198	44.8889
69	1	51.26	79.412	45.3333
70	1	51.28	80.198	44.8889
71	1	51.31	80.198	44.8889
72	1	52.22	87.097	41.3333
73	1	52.72	108.000	33.3333
74	1	53.30	84.375	42.6667

STRÆKNINGSHAST VEJ 348 MOD VEJLE
TIR 18 8 81 KL. 1315 - 1450 KM 51.6 - 50.25 3488134901

16:18 MONDAY, JUNE 14, 1982 118

SORTERET LISTE - ALLE BILTYPER - I TIDSGRUPPER

TIDSGRUP=5

OBS	TYPE	STARTTID	HAST	TIDSFB
75	1	53.46	80.1980	44.8889
76	1	53.78	84.3750	42.6667
77	1	54.39	81.8182	44.0000
78	1	55.03	91.0112	39.5556
79	2	55.10	81.0000	44.4444

TIDSGRUP=6

OBS	TYPE	STARTTID	HAST	TIDSFB
80	3	56.38	78.641	45.7778
81	2	56.94	81.000	44.4444
82	2	56.95	92.045	39.1111
83	1	57.19	85.263	42.2222
84	1	57.21	95.294	37.7778
85	4	57.57	81.000	44.4444
86	1	57.66	86.170	41.7778
87	3	57.71	89.011	40.4444
88	2	57.72	74.312	48.4444
89	2	57.94	84.375	42.6667
90	2	57.98	81.818	44.0000
91	1	57.99	137.288	26.2222
92	1	58.05	58.273	61.7778
93	2	59.15	81.000	44.4444
94	4	59.19	79.412	45.3333
95	1	59.29	83.505	43.1111
96	1	59.33	82.653	43.5556
97	2	59.36	81.818	44.0000
98	1	59.90	94.186	38.2222
99	2	60.66	76.415	47.1111
100	1	60.79	86.170	41.7778
101	4	60.98	76.415	47.1111
102	1	61.01	77.143	46.6667
103	3	61.60	108.000	33.3333

TIDSGRUP=7

OBS	TYPE	STARTTID	HAST	TIDSFB
104	2	63.05	69.828	51.5556
105	2	63.06	81.818	44.0000
106	2	63.36	75.000	48.0000
107	3	64.39	119.118	30.2222
108	1	64.59	73.636	48.8889
109	1	64.63	74.312	48.4444
110	2	64.76	78.641	45.7778
111	3	64.78	79.412	45.3333

STRÆKNINGSHAST VEJ 348 MOD VEJLE
TIR 18 8 81 KL. 1315 - 1450 KM 51.6 - 50.25 . 3488134901

16:18 MONDAY, JUNE 14, 1982 119

SORTERET LISTE - ALLE BILTYPER - I TIDSGRUPPER

----- TIDSGRUP=7 -----

OBS	TYPE	STARTTID	HAST	TIDSFB
112	3	64.79	85.263	42.2222
113	1	64.93	85.263	42.2222
114	1	65.02	69.231	52.0000
115	1	65.97	81.818	44.0000
116	2	66.09	71.053	50.6667
117	6	66.13	72.973	49.3333
118	2	66.16	73.636	48.8889
119	2	66.22	65.854	54.6667
120	2	66.35	71.681	50.2222
121	1	66.41	72.973	49.3333
122	3	66.43	72.973	49.3333
123	1	67.77	105.195	34.2222
124	3	67.84	88.043	40.8889
125	2	67.94	81.818	44.0000

----- TIDSGRUP=8 -----

OBS	TYPE	STARTTID	HAST	TIDSFB
126	2	68.49	75.0000	48.0000
127	2	68.56	77.8846	46.2222
128	3	69.29	93.1034	38.6667
129	1	69.53	90.0000	40.0000
130	1	69.87	93.1034	38.6667
131	2	70.00	71.6814	50.2222
132	1	72.17	69.2308	52.0000
133	5	72.33	68.6441	52.4444
134	2	72.47	75.7009	47.5556
135	2	72.54	75.0000	48.0000
136	4	72.56	72.9730	49.3333
137	1	72.57	69.2308	52.0000
138	3	72.60	65.3226	55.1111
139	5	72.66	72.3214	49.7778
140	2	73.18	79.4118	45.3333
141	1	73.59	78.6408	45.7778

----- TIDSGRUP=9 -----

OBS	TYPE	STARTTID	HAST	TIDSFB
142	3	74.19	80.198	44.8889
143	2	74.57	83.505	43.1111
144	2	74.63	102.532	35.1111
145	1	74.63	79.412	45.3333
146	1	75.07	81.000	44.4444
147	1	75.09	81.818	44.0000
148	1	76.50	88.043	40.8889

STRÆKNINGSHAST VEJ 348 MOD VEJLE
TIR 18 8 81 KL. 1315 - 1450 KM 51.6 - 50.25 3488134901

16:18 MONDAY, JUNE 14, 1982 120

SORTERET LISTE - ALLE BILTYPER - I TIDSGRUPPER

----- TIDSGRUP=9 -----

OBS	TYPE	STARTTID	HAST	TIDSFB
149	1	76.71	65.3226	55.1111
150	1	77.13	78.6408	45.7778
151	1	77.19	80.1980	44.8889
152	2	77.70	72.3214	49.7778
153	2	78.32	75.0000	48.0000
154	2	78.60	80.1980	44.8889
155	6	78.80	81.0000	44.4444
156	2	78.82	80.1980	44.8889
157	2	79.38	86.1702	41.7778

----- TIDSGRUP=10 -----

OBS	TYPE	STARTTID	HAST	TIDSFB
158	3	80.11	98.780	36.4444
159	1	80.45	77.143	46.6667
160	3	80.53	79.412	45.3333
161	2	82.18	79.412	45.3333
162	4	83.44	69.828	51.5556
163	2	83.59	74.312	48.4444
164	2	83.61	74.312	48.4444
165	1	83.62	73.636	48.8889
166	1	83.85	91.011	39.5556
167	3	83.99	82.653	43.5556
168	1	85.02	101.250	35.5556
169	1	85.50	102.532	35.1111

----- TIDSGRUP=11 -----

OBS	TYPE	STARTTID	HAST	TIDSFB
170	4	86.04	65.3226	55.1111
171	1	86.09	65.8537	54.6667
172	1	86.21	75.0000	48.0000
173	1	86.80	81.0000	44.4444
174	1	87.65	85.2632	42.2222
175	1	87.76	90.0000	40.0000
176	1	87.82	81.0000	44.4444
177	2	88.66	84.3750	42.6667
178	1	88.74	88.0435	40.8889
179	2	89.63	83.5052	43.1111
180	3	89.71	84.3750	42.6667
181	1	90.97	91.0112	39.5556
182	1	91.26	85.2632	42.2222
183	1	91.36	77.1429	46.6667
184	1	91.41	76.4151	47.1111
185	3	91.45	77.1429	46.6667

STRÆKNINGSHAST VEJ 348 MOD VEJLE
TIR 18 8 81 KL. 1315 - 1450 KM 51.6 - 50.25 . 3488134901

16:18 MONDAY, JUNE 14, 1982 121

SORTERET LISTE - ALLE BILTYPER - I TIDSGRUPPER

TIDSGRUP=12

OBS	TYPE	STARTTID	HAST	TIDSFB
186	1	92.01	108.000	33.3333
187	1	92.51	91.011	39.5556
188	1	92.89	94.186	38.2222
189	2	93.11	77.885	46.2222
190	5	94.01	72.973	49.3333
191	2	94.04	81.818	44.0000
192	1	94.30	78.641	45.7778
193	2	94.53	77.885	46.2222
194	1	95.10	78.641	45.7778
195	1	95.25	78.641	45.7778
196	1	96.07	75.701	47.5556
197	2	97.27	84.375	42.6667

TIDSGRUP=13

OBS	TYPE	STARTTID	HAST	TIDSFB
198	5	98.65	75.0000	48.0000
199	1	100.59	86.1702	41.7778
200	1	101.42	86.1702	41.7778
201	2	102.44	78.6408	45.7778
202	3	102.46	86.1702	41.7778
203	2	102.48	80.1980	44.8889
204	1	102.53	81.0000	44.4444
205	2	102.67	81.0000	44.4444
206	2	102.72	80.1980	44.8889

TIDSGRUP=14

OBS	TYPE	STARTTID	HAST	TIDSFB
207	3	104.40	85.2632	42.2222
208	1	104.52	87.0968	41.3333
209	2	105.75	78.6408	45.7778
210	1	106.02	87.0968	41.3333
211	1	106.65	91.0112	39.5556
212	3	106.95	79.4118	45.3333
213	1	107.06	69.2308	52.0000
214	2	107.59	75.7009	47.5556
215	2	107.84	74.3119	48.4444
216	1	108.22	96.4286	37.3333
217	1	108.26	80.1980	44.8889
218	2	109.25	72.3214	49.7778
219	1	109.26	69.8276	51.5556
220	3	109.32	72.3214	49.7778
221	1	109.32	71.0526	50.6667
222	3	109.69	73.6364	48.8889

STRÆKNINGSHAST VEJ 348 MOD VEJLE
TIR 18 8 81 KL. 1315 - 1450 KM 51.6 - 50.25 . 3488134901

16:18 MONDAY, JUNE 14, 1982 122

SORTERET LISTE - ALLE BILTYPER - I TIDSGRUPPER

----- TIDSGRUP=15 -----

OBS	TYPE	STARTTID	HAST	TIDSFB
223	3	110.29	77.8846	46.2222
224	2	110.44	88.0435	40.8889

STRÆKNINGSHAST VEJ 411 MOD STØVRING
ONS 19 8 81 KL. 940 - 1045 KM 47.05 - 48.15 . 4118114701

14:34 MONDAY, MARCH 29, 1982 53

GENNEMSNITSMAL FOR PERSONBILER I TIDSGRUPPER
TIDSGRUP=1

VARIABLE	N	MEAN	STANDARD DEVIATION	MINIMUM VALUE	MAXIMUM VALUE	STD ERROR OF MEAN	SUM	VARIANCE	C.V.
HAST	13	77.36701512	4.84464649	68.04123711	88.00000000	1.34366318	1005.7711965	23.47059960	6.262
TIDSFB	13	46.69930070	2.91651151	40.90909091	52.90909091	0.80889475	607.0909091	8.50603942	6.245

TIDSGRUP=2

HAST	5	82.39051970	15.15350519	68.75000000	108.19672131	6.77685354	411.95259848	229.62871964	18.392
TIDSFB	5	44.72727273	7.08041181	33.27272727	52.36363636	3.16645642	223.63636364	50.13223140	15.830

TIDSGRUP=3

HAST	4	82.02638265	5.66759242	76.74418605	88.00000000	2.83379621	328.10553058	32.12160380	6.909
TIDSFB	4	44.04545455	3.03287769	40.90909091	46.90909091	1.51643885	176.18181818	9.19834711	6.886

TIDSGRUP=4

HAST	10	77.90749393	7.95029908	69.47368421	89.18918919	2.51410532	779.07493929	63.20725542	10.205
TIDSFB	10	46.63636364	4.66568270	40.36363636	51.81818182	1.47541842	466.36363636	21.76859504	10.004

TIDSGRUP=5

HAST	8	82.60674672	5.94714586	74.15730337	92.95774648	2.10263358	660.85397377	35.36854385	7.199
TIDSFB	8	43.77272727	3.06829004	38.72727273	48.54545455	1.08480435	350.18181818	9.41440378	7.010

TIDSGRUP=6

HAST	10	83.21528600	5.15448999	74.15730337	89.18918919	1.62999285	832.15286004	26.56876701	6.194
TIDSFB	10	43.41818182	2.81906145	40.36363636	48.54545455	0.89146550	434.18181818	7.94710744	6.493

TIDSGRUP=7

HAST	8	76.38581375	6.93551109	69.47368421	88.00000000	2.45207346	611.08651003	48.10131412	9.080
TIDSFB	8	47.45454545	4.10258075	40.90909091	51.81818182	1.45048134	379.63636364	16.83116883	8.645

TIDSGRUP=8

HAST	12	79.69716372	6.26109968	73.33333333	94.28571429	1.80742379	956.36596464	39.20136922	7.856
TIDSFB	12	45.40909091	3.31481206	38.18181818	49.09090909	0.95690382	544.90909091	10.98797896	7.300

TIDSGRUP=9

HAST	11	81.30856916	5.70747038	73.33333333	89.18918919	1.72086707	894.39426080	32.57521816	7.020
TIDSFB	11	44.47933884	3.19324983	40.36363636	49.09090909	0.96280105	489.27272727	10.19684448	7.179

TIDSGRUP=10

HAST	11	84.43381717	6.30651114	76.74418605	97.05882353	1.90148465	928.77198883	39.77208279	7.469
TIDSFB	11	42.84297521	3.04052271	37.09090909	46.90909091	0.91675209	471.27272727	9.24477836	7.097

STRÆKNINGSHAST VEJ 3 MOD KASTRUP
ONS 1 4 81 KL. 1630 - 1700 KM 44.6 - 45.7

38114502

11:31 MONDAY, FEBRUARY 15, 1982 30

SORTERET LISTE - ALLE BILTYPER - I TIDSGRUPPER

----- TIDSGRUP=2 -----

OBS	TYPE	STARTTID	HAST	TIDSF8
240	1	7.73	97.059	37.0909
241	1	7.80	72.527	49.6364
242	1	7.84	72.527	49.6364
243	1	7.87	111.864	32.1818
244	1	7.90	97.059	37.0909
245	3	7.97	90.411	39.8182
246	1	8.00	101.538	35.4545
247	1	8.02	89.189	40.3636
248	1	8.02	78.571	45.8182
249	1	8.05	90.411	39.8182
250	1	8.10	110.000	32.7273
251	1	8.11	103.125	34.9091
252	1	8.29	98.507	36.5455
253	1	8.35	73.333	49.0909
254	1	8.39	94.286	38.1818
255	1	8.43	82.500	43.6364
256	1	8.44	101.538	35.4545
257	1	8.46	101.538	35.4545
258	1	8.49	108.197	33.2727
259	1	8.52	83.544	43.0909
260	1	8.63	100.000	36.0000
261	1	8.64	103.125	34.9091
262	1	8.65	86.842	41.4545
263	1	8.70	84.615	42.5455
264	1	8.71	95.652	37.6364
265	1	8.73	91.667	39.2727
266	1	8.85	100.000	36.0000
267	1	8.86	97.059	37.0909
268	1	8.92	89.189	40.3636
269	2	8.92	76.744	46.9091
270	3	8.96	98.507	36.5455
271	1	8.99	90.411	39.8182
272	2	9.04	86.842	41.4545
273	1	9.09	108.197	33.2727
274	1	9.11	92.958	38.7273
275	1	9.11	83.544	43.0909
276	1	9.13	108.197	33.2727
277	1	9.14	106.452	33.8182
278	1	9.17	88.000	40.9091
279	1	9.19	100.000	36.0000
280	1	9.22	90.411	39.8182
281	1	9.23	101.538	35.4545
282	1	9.26	82.500	43.6364
283	1	9.28	80.488	44.7273
284	1	9.29	88.000	40.9091
285	1	9.30	106.452	33.8182
286	1	9.35	86.842	41.4545
287	2	9.35	73.333	49.0909
288	1	9.40	88.000	40.9091

STRÆKNINGSHAST VEJ 411 MOD STØVRING
ONS 19 8 81 KL. 940 - 1045 KM 47.05 - 48.15 . 4118114701

14:34 MONDAY, MARCH 29, 1982 54

GENNEMSNITSMAL FOR PERSONBILER I TIDSGRUPPER
TIDSGRUP=11

VARIABLE	N	MEAN	STANDARD DEVIATION	MINIMUM VALUE	MAXIMUM VALUE	STD ERROR OF MEAN	SUM	VARIANCE	C.V.
HAST	1	97.05882353	.	97.05882353	97.05882353	.	97.05882353	.	.
TIDSFB	1	37.09090909	.	37.09090909	37.09090909	.	37.09090909	.	.

STRÆKNINGSHAST VEJ 411 MOD STØVRING
ONS 19 8 81 KL. 940 - 1045 KM 47.05 - 48.15 . 4118114701

14:34 MONDAY, MARCH 29, 1982 55

GENNEMSNITSMAL FOR ALLE BILER I TIDSGRUPPER
TIDSGRUP=1

VARIABLE	N	MEAN	STANDARD DEVIATION	MINIMUM VALUE	MAXIMUM VALUE	STD ERROR OF MEAN	SUM	VARIANCE	C.V.
HAST	18	76.38796916	4.42415664	68.04123711	88.00000000	1.04278372	1374.9834449	19.57316195	5.792
TIDSFB	18	47.27272727	2.65903949	40.90909091	52.90909091	0.62674162	850.9090909	7.07049101	5.625
----- TIDSGRUP=2 -----									
HAST	9	77.91803269	12.76571469	62.26415094	108.19672131	4.25523823	701.26229424	162.96347159	16.384
TIDSFB	9	47.15151515	6.65315435	33.27272727	57.81818182	2.21771812	424.36363636	44.26446281	14.110
----- TIDSGRUP=3 -----									
HAST	14	77.99389417	5.96627737	69.47368421	88.00000000	1.59455470	1091.9145184	35.59646566	7.650
TIDSFB	14	46.40259740	3.45945810	40.90909091	51.81818182	0.92457907	649.6363636	11.96785033	7.455
----- TIDSGRUP=4 -----									
HAST	16	75.55575747	6.96663367	69.47368421	89.18918919	1.74165842	1208.8921195	48.53398474	9.221
TIDSFB	16	48.00000000	4.09151511	40.36363636	51.81818182	1.02287878	768.0000000	16.74049587	8.524
----- TIDSGRUP=5 -----									
HAST	13	81.42366024	6.08819722	73.33333333	92.95774648	1.68856210	1058.5075832	37.06614542	7.477
TIDSFB	13	44.43356643	3.20084223	38.72727273	49.09090909	0.88775391	577.6363636	10.24539097	7.204
----- TIDSGRUP=6 -----									
HAST	14	81.63561571	5.62088550	71.73913043	89.18918919	1.50224484	1142.8986200	31.59435378	6.885
TIDSFB	14	44.29870130	3.13835015	40.36363636	50.18181818	0.83875936	620.1818182	9.84924167	7.085
----- TIDSGRUP=7 -----									
HAST	13	76.42987338	6.12625000	69.47368421	88.00000000	1.69911604	993.58835398	37.53093902	8.016
TIDSFB	13	47.37062937	3.63758721	40.90909091	51.81818182	1.00888517	615.81818182	13.23204069	7.679
----- TIDSGRUP=8 -----									
HAST	16	78.74876375	6.07751859	70.21276596	94.28571429	1.51937965	1259.9802200	36.93623222	7.718
TIDSFB	16	45.95454545	3.32384324	38.18181818	51.27272727	0.83096081	735.2727273	11.04793388	7.233
----- TIDSGRUP=9 -----									
HAST	15	79.62757554	5.63006689	73.33333333	89.18918919	1.45367702	1194.4136331	31.69765321	7.070
TIDSFB	15	45.41818182	3.15008292	40.36363636	49.09090909	0.81334791	681.2727273	9.92302243	6.936
----- TIDSGRUP=10 -----									
HAST	22	80.58950409	6.64167676	68.04123711	97.05882353	1.41601024	1772.9690900	44.11187018	8.241
TIDSFB	22	44.95041322	3.57741475	37.09090909	52.90909091	0.76270739	988.9090909	12.79789632	7.959

STRÆKNINGSHAST VEJ 411 MOD STØVRING
 ONS 19 8 81 KL. 940 - 1045 KM 47.05 - 48.15 . 4118114701

14:34 MONDAY, MARCH 29, 1982 56

GENNEMSNITSMAL FOR ALLE BILER I TIDSGRUPPER
 TIDSGRUP=11

VARIABLE	N	MEAN	STANDARD DEVIATION	MINIMUM VALUE	MAXIMUM VALUE	STD ERROR OF MEAN	SUM	VARIANCE	C.V.
HAST	2	92.52941176	6.40555555	88.00000000	97.05882353	4.52941176	185.05882353	41.03114187	6.923
TIDSFB	2	39.00000000	2.69986226	37.09090909	40.90909091	1.90909091	78.00000000	7.28925620	6.923

STRÆKNINGSHAST VEJ 411 MOD STØVRING
ONS 19 8 81 KL. 940 - 1045 KM 47.05 - 48.15 . 4118114701

14:34 MONDAY, MARCH 29, 1982 57

GENNEMSNITSMAL FOR BILER FORDELT EFTER TYPE
TYPE=1

VARIABLE	N	MEAN	STANDARD DEVIATION	MINIMUM VALUE	MAXIMUM VALUE	STD ERROR OF MEAN	SUM	VARIANCE	C.V.
HAST	93	80.70525426	7.19719557	68.04123711	108.19672131	0.74631441	7505.5886465	51.79962402	8.918
TIDSFB	93	44.94428152	3.85706328	33.27272727	52.90909091	0.39995883	4179.8181818	14.87693716	8.582
----- TYPE=2 -----									
HAST	57	75.80118050	4.90304616	62.26415094	90.41095890	0.64942433	4320.6672884	24.83986169	6.468
TIDSFB	57	47.68421053	3.03336938	39.81818182	57.81818182	0.40177959	2718.0000000	9.20132977	6.361
----- TYPE=5 -----									
HAST	2	79.10638298	12.57747381	70.21276596	88.00000000	8.89361702	158.21276596	158.19284744	15.899
TIDSFB	2	46.09090909	7.32819755	40.90909091	51.27272727	5.18181818	92.18181818	53.70247934	15.899

STRÆKNINGSHAST VEJ 411 MOD STØVRING
ONS 19 8 81 KL. 940 - 1045 KM 47.05 - 48.15

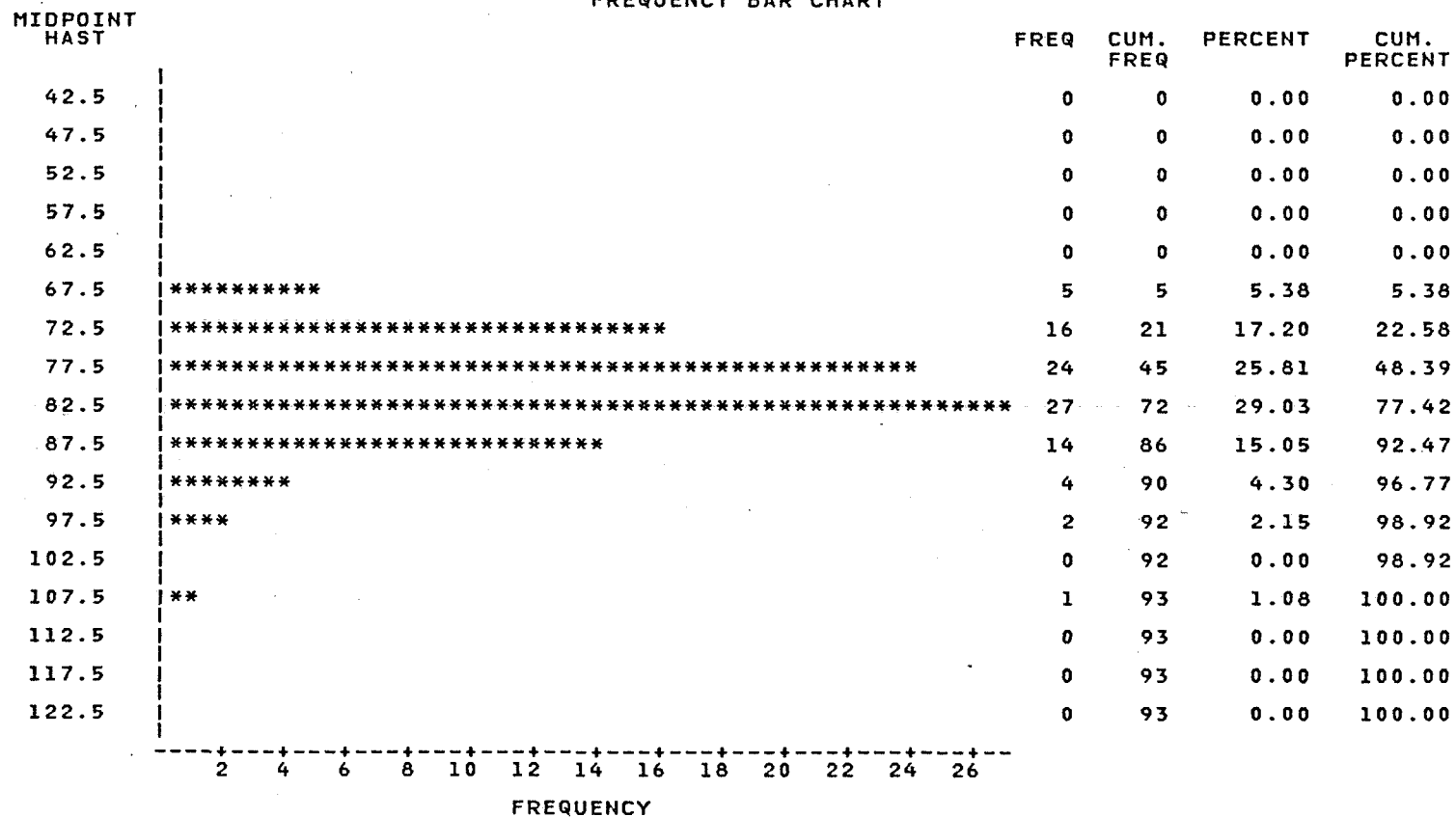
. 4118114701

14:34 MONDAY, MARCH 29, 1982

58

HASTIGHEDSFORDELING FOR PERSONBILER

FREQUENCY BAR CHART



STRÆKNINGSHAST VEJ 411 MOD STØVRING
ONS 19 8 81 KL. 940 - 1045 KM 47.05 - 48.15

4118114701

14:34 MONDAY, MARCH 29, 1982 59

HASTIGHEDSFORDELING FOR LASTBILER

FREQUENCY BAR CHART

MIDPOINT
HAST

		FREQ	CUM. FREQ	PERCENT	CUM. PERCENT
42.5		0	0	0.00	0.00
47.5		0	0	0.00	0.00
52.5		0	0	0.00	0.00
57.5		0	0	0.00	0.00
62.5	****	1	1	1.75	1.75
67.5	*****	2	3	3.51	5.26
72.5	*****	23	26	40.35	45.61
77.5	*****	22	48	38.60	84.21
82.5	*****	7	55	12.28	96.49
87.5	****	1	56	1.75	98.25
92.5	****	1	57	1.75	100.00
97.5		0	57	0.00	100.00
102.5		0	57	0.00	100.00

1 2 3 4 5 6 7 8 9 10 11 12 13 14 15 16 17 18 19 20 21 22 23

FREQUENCY

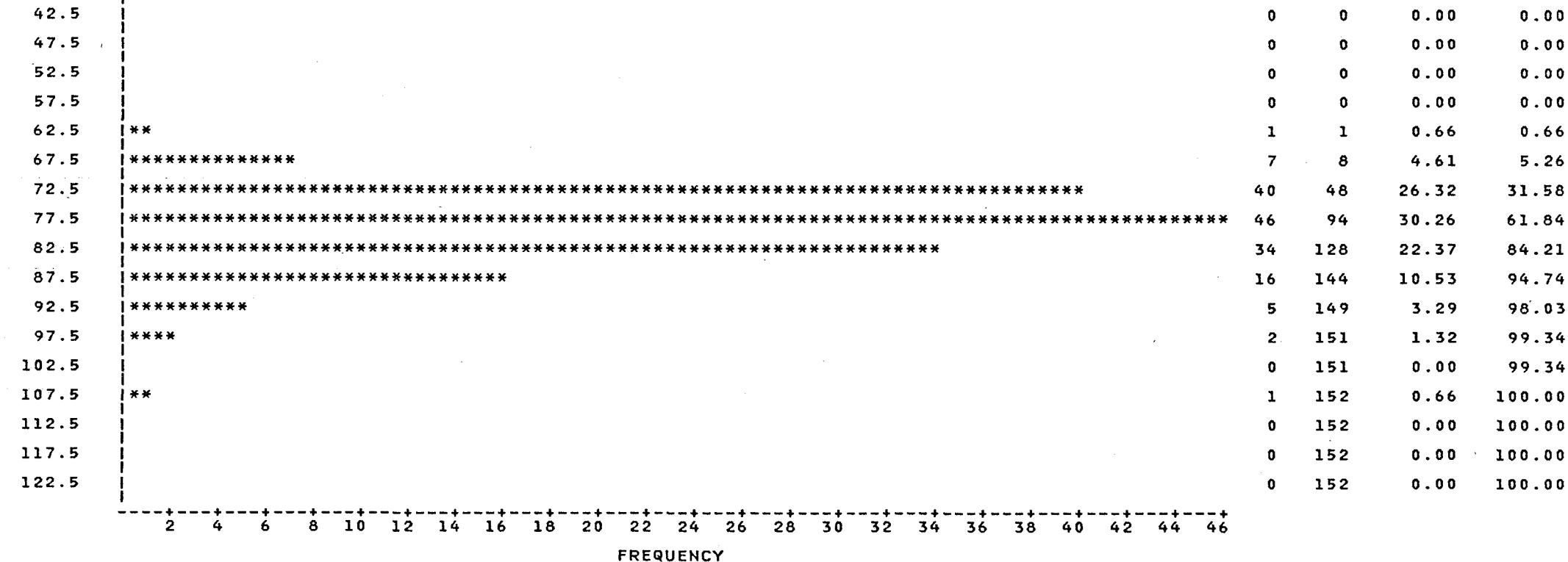
STRÆKNINGSHAST VEJ 411 MOD STØVRING
ONS 19 8 81 KL. 940 - 1045 KM 47.05 - 48.15 . 4118114701

14:34 MONDAY, MARCH 29, 1982 60

HASTIGHEDSFORDELING FOR ALLE BILTYPER

FREQUENCY BAR CHART

MIDPOINT
HAST



STRÆKNINGSHAST VEJ 411 MOD STØVRING
 ONS 19 8 81 KL. 940 - 1045 KM 47.05 - 48.15 . 4118114701

14:34 MONDAY, MARCH 29, 1982 61

HASTIGHEDSFORDELING FOR ALLE BILTYPER

TABLE OF TYPE BY HAST

TYPE	HAST						
FREQUENCY							
PERCENT							
ROW PCT							
COL PCT	6	7	8	9	10	11	TOTAL
1	0	21	51	18	2	1	93
	0.00	13.82	33.55	11.84	1.32	0.66	61.18
	0.00	22.58	54.84	19.35	2.15	1.08	
	0.00	44.68	63.75	85.71	100.00	100.00	
2	1	25	29	2	0	0	57
	0.66	16.45	19.08	1.32	0.00	0.00	37.50
	1.75	43.86	50.88	3.51	0.00	0.00	
	100.00	53.19	36.25	9.52	0.00	0.00	
5	0	1	0	1	0	0	2
	0.00	0.66	0.00	0.66	0.00	0.00	1.32
	0.00	50.00	0.00	50.00	0.00	0.00	
	0.00	2.13	0.00	4.76	0.00	0.00	
TOTAL	1	47	80	21	2	1	152
	0.66	30.92	52.63	13.82	1.32	0.66	100.00

STRÆKNINGSHAST VEJ 411 MOD STØVRING
ONS 19 8 81 KL. 940 - 1045 KM 47.05 - 48.15 . 4118114701

14:34 MONDAY, MARCH 29, 1982 48

SORTERET LISTE - ALLE BILTYPER - I TIDSGRUPPER

----- TIDSGRUP=1 -----

OBS	TYPE	STARTTID	HAST	TIDSFB
1	2	25.01	72.5275	49.6364
2	2	25.39	75.0000	48.0000
3	1	25.67	78.5714	45.8182
4	1	27.03	76.7442	46.9091
5	1	27.05	75.0000	48.0000
6	3	27.21	74.1573	48.5455
7	1	29.03	88.0000	40.9091
8	2	29.67	75.0000	48.0000
9	2	30.21	74.1573	48.5455
10	1	30.60	80.4878	44.7273
11	1	31.05	68.0412	52.9091
12	1	33.55	81.4815	44.1818
13	1	33.74	79.5181	45.2727
14	1	33.75	75.8621	47.4545
15	2	33.83	72.5275	49.6364
16	1	33.95	79.5181	45.2727
17	1	34.15	75.8621	47.4545
18	1	34.25	72.5275	49.6364

----- TIDSGRUP=2 -----

OBS	TYPE	STARTTID	HAST	TIDSFB
19	2	35.09	75.0000	48.0000
20	2	35.72	62.264	57.8182
21	1	35.76	68.750	52.3636
22	1	36.30	79.518	45.2727
23	1	36.88	80.488	44.7273
24	1	37.36	108.197	33.2727
25	3	39.51	75.0000	48.0000
26	2	39.61	79.518	45.2727
27	2	40.90	72.527	49.6364

----- TIDSGRUP=3 -----

OBS	TYPE	STARTTID	HAST	TIDSFB
28	1	41.65	76.7442	46.9091
29	2	42.04	74.1573	48.5455
30	2	42.06	75.0000	48.0000
31	2	42.10	74.1573	48.5455
32	2	42.55	75.8621	47.4545
33	1	42.64	77.6471	46.3636
34	1	43.41	88.0000	40.9091
35	5	43.68	70.2128	51.2727
36	2	43.70	69.4737	51.8182
37	2	44.03	76.7442	46.9091

STRÆKNINGSHAST VEJ 411 MOD STØVRING
ONS 19 8 81 KL. 940 - 1045 KM 47.05 - 48.15 . 4118114701

14:34 MONDAY, MARCH 29, 1982 49

SORTERET LISTE - ALLE BILTYPER - I TIDSGRUPPER

TIDSGRUP=3

OBS	TYPE	STARTTID	HAST	TIDSFB
38	1	44.95	85.7143	42.0000
39	2	45.10	86.8421	41.4545
40	2	45.40	84.6154	42.5455
41	2	45.68	76.7442	46.9091

TIDSGRUP=4

OBS	TYPE	STARTTID	HAST	TIDSFB
42	1	47.83	82.5000	43.6364
43	1	47.85	82.5000	43.6364
44	2	47.91	74.1573	48.5455
45	4	47.98	71.7391	50.1818
46	2	48.01	72.5275	49.6364
47	1	48.02	72.5275	49.6364
48	2	48.03	70.2128	51.2727
49	1	48.25	72.5275	49.6364
50	2	49.85	70.2128	51.2727
51	2	49.90	70.9677	50.7273
52	3	49.92	69.4737	51.8182
53	1	49.94	69.4737	51.8182
54	1	50.70	81.4815	44.1818
55	1	51.61	89.1892	40.3636
56	1	51.64	89.1892	40.3636
57	1	51.66	70.2128	51.2727

TIDSGRUP=5

OBS	TYPE	STARTTID	HAST	TIDSFB
58	2	54.33	77.6471	46.3636
59	2	54.35	76.7442	46.9091
60	1	56.11	92.9577	38.7273
61	2	56.60	73.3333	49.0909
62	3	56.62	74.1573	48.5455
63	1	56.75	80.4878	44.7273
64	2	57.07	90.4110	39.8182
65	1	57.10	89.1892	40.3636
66	1	57.25	81.4815	44.1818
67	2	57.33	79.5181	45.2727
68	1	58.90	79.5181	45.2727
69	1	58.92	79.5181	45.2727
70	1	58.98	83.5443	43.0909

STRÆKNINGSHAST VEJ 3 MOD KASTRUP
ONS 1 4 81 KL. 1630 - 1700 KM 44.6 - 45.7

38114502 11:31 MONDAY, FEBRUARY 15, 1982 31

SORTERET LISTE - ALLE BILTYPER - I TIDSGRUPPER

TIDSGRUP=2

OBS	TYPE	STARTTID	HAST	TIDSF8
289	1	9.41	101.538	35.4545
290	1	9.50	76.744	46.9091
291	1	9.54	91.667	39.2727
292	1	9.54	90.411	39.8182
293	1	9.55	94.286	38.1818
294	1	9.56	76.744	46.9091
295	1	9.68	92.958	38.7273
296	1	9.71	100.000	36.0000
297	1	9.73	95.652	37.6364
298	2	9.75	78.571	45.8182
299	1	9.79	92.958	38.7273
300	1	9.84	101.538	35.4545
301	1	9.93	104.762	34.3636
302	1	9.94	111.864	32.1818
303	1	9.95	100.000	36.0000
304	1	9.97	98.507	36.5455
305	1	10.02	92.958	38.7273
306	1	10.04	89.189	40.3636
307	1	10.14	108.197	33.2727
308	1	10.17	98.507	36.5455
309	1	10.20	95.652	37.6364
310	3	10.22	98.507	36.5455
311	1	10.23	81.481	44.1818
312	1	10.26	106.452	33.8182
313	1	10.26	98.507	36.5455
314	1	10.29	103.125	34.9091
315	1	10.31	98.507	36.5455
316	1	10.32	106.452	33.8182
317	1	10.38	95.652	37.6364
318	1	10.46	95.652	37.6364
319	1	10.56	84.615	42.5455
320	1	10.59	85.714	42.0000
321	1	10.60	100.000	36.0000
322	1	10.61	106.452	33.8182
323	1	10.61	81.481	44.1818
324	1	10.63	104.762	34.3636
325	1	10.65	104.762	34.3636
326	1	10.65	82.500	43.6364
327	1	10.66	103.125	34.9091
328	1	10.69	80.488	44.7273
329	1	10.73	101.538	35.4545
330	1	10.73	72.527	49.6364
331	1	10.77	97.059	37.0909
332	1	10.78	97.059	37.0909
333	1	10.81	88.000	40.9091
334	1	10.83	97.059	37.0909
335	1	10.94	100.000	36.0000
336	1	10.95	95.652	37.6364
337	1	11.01	94.286	38.1818

STRÆKNINGSHAST VEJ 411 MOD STØVRING
ONS 19 8 81 KL. 940 - 1045 KM 47.05 - 48.15 4118114701

14:34 MONDAY, MARCH 29, 1982 50

SORTERET LISTE - ALLE BILTYPER - I TIDSGRUPPER

----- TIDSGRUP=6 -----

OBS	TYPE	STARTTID	HAST	TIDSFB
71	2	59.06	77.6471	46.3636
72	2	59.07	71.7391	50.1818
73	1	59.48	86.8421	41.4545
74	3	59.55	89.1892	40.3636
75	1	59.58	83.5443	43.0909
76	1	59.75	84.6154	42.5455
77	1	59.80	82.5000	43.6364
78	1	60.55	89.1892	40.3636
79	1	61.72	75.0000	48.0000
80	2	61.85	76.7442	46.9091
81	1	62.00	84.6154	42.5455
82	2	62.38	84.6154	42.5455
83	1	63.80	74.1573	48.5455
84	1	64.34	82.5000	43.6364

----- TIDSGRUP=7 -----

OBS	TYPE	STARTTID	HAST	TIDSFB
85	1	65.22	79.5181	45.2727
86	1	65.61	72.5275	49.6364
87	1	66.45	75.0000	48.0000
88	1	67.14	88.0000	40.9091
89	2	67.98	77.6471	46.3636
90	2	68.31	70.9677	50.7273
91	2	68.36	72.5275	49.6364
92	3	68.39	71.7391	50.1818
93	1	68.41	69.4737	51.8182
94	1	68.43	70.2128	51.2727
95	1	68.92	84.6154	42.5455
96	2	69.40	76.7442	46.9091
97	2	70.22	84.6154	42.5455

----- TIDSGRUP=8 -----

OBS	TYPE	STARTTID	HAST	TIDSFB
98	2	71.78	70.2128	51.2727
99	3	71.92	75.8621	47.4545
100	1	72.24	76.7442	46.9091
101	2	72.27	76.7442	46.9091
102	1	73.57	84.6154	42.5455
103	1	73.59	85.7143	42.0000
104	2	73.65	82.5000	43.6364
105	2	73.67	74.1573	48.5455
106	1	73.93	75.0000	48.0000
107	1	74.08	76.7442	46.9091

STRÆKNINGSHAST VEJ 411 MOD STØVRING
ONS 19 8 81 KL. 940 - 1045 KM 47.05 - 48.15 . 4118114701

14:34 MONDAY, MARCH 29, 1982 51

SORTERET LISTE - ALLE BILTYPER - I TIDSGRUPPER

----- TIDSGRUP=8 -----

OBS	TYPE	STARTTID	HAST	TIDSFB
108	1	74.82	77.6471	46.3636
109	1	75.34	94.2857	38.1818
110	1	75.77	84.6154	42.5455
111	1	76.30	74.1573	48.5455
112	1	76.43	73.3333	49.0909
113	1	76.90	77.6471	46.3636

----- TIDSGRUP=9 -----

OBS	TYPE	STARTTID	HAST	TIDSFB
114	2	77.17	75.0000	48.0000
115	2	77.17	75.0000	48.0000
116	2	78.41	74.1573	48.5455
117	1	78.43	83.5443	43.0909
118	1	78.49	89.1892	40.3636
119	1	78.71	76.7442	46.9091
120	2	79.30	75.8621	47.4545
121	3	79.32	74.1573	48.5455
122	1	79.37	74.1573	48.5455
123	1	79.38	73.3333	49.0909
124	1	79.68	85.7143	42.0000
125	1	79.72	84.6154	42.5455
126	3	79.74	84.6154	42.5455
127	1	79.78	86.8421	41.4545
128	1	79.82	81.4815	44.1818

----- TIDSGRUP=10 -----

OBS	TYPE	STARTTID	HAST	TIDSFB
129	2	83.01	68.0412	52.9091
130	1	83.41	97.0588	37.0909
131	2	83.72	73.3333	49.0909
132	2	83.88	80.4878	44.7273
133	1	84.09	78.5714	45.8182
134	2	84.24	81.4815	44.1818
135	2	84.45	75.8621	47.4545
136	1	84.67	82.5000	43.6364
137	1	84.78	83.5443	43.0909
138	1	85.30	83.5443	43.0909
139	3	85.77	80.4878	44.7273
140	1	86.35	91.6667	39.2727
141	2	87.08	74.1573	48.5455
142	1	87.19	82.5000	43.6364
143	2	87.73	84.6154	42.5455
144	1	87.76	76.7442	46.9091

STRÆKNINGSHAST VEJ 411 MOD STØVRING
ONS 19 8 81 KL. 940 - 1045 KM 47.05 - 48.15 . 4118114701

14:34 MONDAY, MARCH 29, 1982 52

SORTERET LISTE - ALLE BILTYPER - I TIDSGRUPPER

----- TIDSGRUP=10 -----

OBS	TYPE	STARTTID	HAST	TIDSFB
145	4	87.77	75.0000	48.0000
146	2	87.80	75.0000	48.0000
147	4	87.86	77.6471	46.3636
148	2	88.06	78.5714	45.8182
149	1	88.10	91.6667	39.2727
150	1	88.48	80.4878	44.7273

----- TIDSGRUP=11 -----

OBS	TYPE	STARTTID	HAST	TIDSFB
151	3	89.05	97.0588	37.0909
152	5	89.61	88.0000	40.9091

STRÆKNINGSHAST VEJ 411 MOD STØVRING
ONS 19 8 81 KL. 940 - 1045 KM 47.05 - 48.15 . 4118114702

14:34 MONDAY, MARCH 29, 1982 67

GENNEMSNITSMÅL FOR PERSONBILER I TIDSGRUPPER
TIDSGRUP=1

VARIABLE	N	MEAN	STANDARD DEVIATION	MINIMUM VALUE	MAXIMUM VALUE	STD ERROR OF MEAN	SUM	VARIANCE	C.V.
HAST	9	73.72499514	4.10134272	65.34653465	80.48780488	1.36711424	663.52495629	16.82101213	5.563
TIDSFB	9	48.96969697	2.83134755	44.72727273	55.09090909	0.94378252	440.72727273	8.01652893	5.782

TIDSGRUP=2

HAST	12	81.33330266	7.70791304	74.15730337	101.53846154	2.22508284	975.99963192	59.41192351	9.477
TIDSFB	12	44.59090909	3.80842910	35.45454545	48.54545455	1.09939878	535.09090909	14.50413223	8.541

TIDSGRUP=3

HAST	5	74.27500906	5.23578274	68.75000000	82.50000000	2.34151322	371.37504531	27.41342085	7.049
TIDSFB	5	48.65454545	3.30439227	43.63636364	52.36363636	1.47776915	243.27272727	10.91900826	6.792

TIDSGRUP=4

HAST	15	75.43174590	8.87118978	57.89473684	91.66666667	2.29053135	1131.4761885	78.69800809	11.761
TIDSFB	15	48.36363636	5.88075122	39.27272727	62.18181818	1.51840344	725.4545455	34.58323495	12.159

TIDSGRUP=5

HAST	10	79.01579083	6.46994955	70.96774194	91.66666667	2.04597769	790.15790826	41.86024713	8.188
TIDSFB	10	45.81818182	3.50678209	39.27272727	50.72727273	1.10894187	458.18181818	12.29752066	7.654

TIDSGRUP=6

HAST	8	80.66026010	7.88512003	68.04123711	95.65217391	2.78781092	645.28208079	62.17511793	9.776
TIDSFB	8	45.00000000	4.34411217	37.63636364	52.90909091	1.53587559	360.00000000	18.87131051	9.654

TIDSGRUP=7

HAST	9	81.88583719	7.99677544	73.33333333	100.00000000	2.66559181	736.97253470	63.94841750	9.766
TIDSFB	9	44.30303030	3.93122697	36.00000000	49.09090909	1.31040899	398.72727273	15.45454545	8.873

TIDSGRUP=8

HAST	7	82.59149096	9.95778952	65.34653465	95.65217391	3.76369067	578.14043670	99.15757213	12.057
TIDSFB	7	44.18181818	5.78970303	37.63636364	55.09090909	2.18830205	309.27272727	33.52066116	13.104

TIDSGRUP=9

HAST	11	84.31291983	7.33774683	74.15730337	95.65217391	2.21241391	927.44211814	53.84252859	8.703
TIDSFB	11	42.99173554	3.72204834	37.63636364	48.54545455	1.12223980	472.90909091	13.85364388	8.658

TIDSGRUP=10

HAST	5	90.18665881	21.58334677	75.00000000	126.92307692	9.65236611	450.93329404	465.84085784	23.932
TIDSFB	5	41.45454545	8.09958677	28.36363636	48.00000000	3.62224532	207.27272727	65.60330579	19.538

STRÆKNINGSHAST VEJ 411 MOD STØVRING
ONS 19 8 81 KL. 940 - 1045 KM 47.05 - 48.15 : 4118114702

14:34 MONDAY, MARCH 29, 1982 68

GENNEMSNITSMAL FOR PERSONBILER I TIDSGRUPPER
TIDSGRUP=11

VARIABLE	N	MEAN	STANDARD DEVIATION	MINIMUM VALUE	MAXIMUM VALUE	STD ERROR OF MEAN	SUM	VARIANCE	C.V.
HAST	7	83.49701045	6.08052319	72.52747253	89.18918919	2.29822174	584.47907315	36.97276224	7.282
TIDSFB	7	43.32467532	3.36030021	40.36363636	49.63636364	1.27007410	303.27272727	11.29161747	7.756
----- TIDSGRUP=12 -----									
HAST	12	83.16402925	11.22168918	70.96774194	111.86440678	3.23942263	997.96835100	125.92630799	13.493
TIDSFB	12	43.90909091	5.07168744	32.18181818	50.72727273	1.46407006	526.90909091	25.72201352	11.550
----- TIDSGRUP=13 -----									
HAST	4	82.83662540	2.88794514	78.57142857	84.61538462	1.44397257	331.34650160	8.34022713	3.486
TIDSFB	4	43.50000000	1.56669890	42.54545455	45.81818182	0.78334945	174.00000000	2.45454545	3.602

STRÆKNINGSHAST VEJ 411 MOD STØVRING
ONS 19 8 81 KL. 940 - 1045 KM 47.05 - 48.15 . 4118114702

14:34 MONDAY, MARCH 29, 1982 69

GENNEMSNITSMÅL FOR ALLE BILER I TIDSGRUPPER
TIDSGRUP=1

VARIABLE	N	MEAN	STANDARD DEVIATION	MINIMUM VALUE	MAXIMUM VALUE	STD ERROR OF MEAN	SUM	VARIANCE	C.V.
HAST	19	72.29940148	4.58475081	64.70588235	82.50000000	1.05181397	1373.6886282	21.01993996	6.341
TIDSFB	19	49.98086124	3.13977694	43.63636364	55.63636364	0.72031423	949.6363636	9.85819922	6.282
----- TIDSGRUP=2 -----									
HAST	24	78.12334444	6.42619384	70.21276596	101.53846154	1.31174132	1874.9602666	41.29596721	8.226
TIDSFB	24	46.34090909	3.32168584	35.45454545	51.27272727	0.67803628	1112.1818182	11.03359684	7.168
----- TIDSGRUP=3 -----									
HAST	7	73.66309261	4.40675912	68.75000000	82.50000000	1.66559839	515.64164827	19.41952592	5.982
TIDSFB	7	49.01298701	2.77107679	43.63636364	52.36363636	1.04736858	343.09090909	7.67886659	5.654
----- TIDSGRUP=4 -----									
HAST	23	74.67368012	8.56750199	57.39130435	91.66666667	1.78644766	1717.4946428	73.40209041	11.473
TIDSFB	23	48.85375494	5.93387929	39.27272727	62.72727273	1.23729936	1123.6363636	35.21092346	12.146
----- TIDSGRUP=5 -----									
HAST	17	77.02697289	6.86298796	68.04123711	91.66666667	1.66451908	1309.4585391	47.10060377	8.910
TIDSFB	17	47.06951872	3.98389441	39.27272727	52.90909091	0.96623632	800.1818182	15.87141468	8.464
----- TIDSGRUP=6 -----									
HAST	10	79.02760784	8.13015100	67.34693878	95.65217391	2.57097949	790.27607839	66.09935534	10.288
TIDSFB	10	45.98181818	4.66426542	37.63636364	53.45454545	1.47497023	459.81818182	21.75537190	10.144
----- TIDSGRUP=7 -----									
HAST	13	82.63309198	7.13764852	73.33333333	100.00000000	1.97962752	1074.2301957	50.94602639	8.638
TIDSFB	13	43.84615385	3.53171086	36.00000000	49.09090909	0.97952035	570.0000000	12.47298156	8.055
----- TIDSGRUP=8 -----									
HAST	12	75.10607488	11.87548584	61.68224299	95.65217391	3.42815747	901.27289861	141.02716400	15.812
TIDSFB	12	49.00000000	7.40195113	37.63636364	58.36363636	2.13675924	588.00000000	54.78888054	15.106
----- TIDSGRUP=9 -----									
HAST	17	79.76834724	8.72699252	68.04123711	95.65217391	2.11660658	1356.0619031	76.16039837	10.940
TIDSFB	17	45.62566845	4.82866381	37.63636364	52.90909091	1.17112299	775.6363636	23.31599417	10.583
----- TIDSGRUP=10 -----									
HAST	9	84.19698049	18.21049885	62.85714286	126.92307692	6.07016628	757.77282437	331.62226819	21.628
TIDSFB	9	44.24242424	7.96272307	28.36363636	57.27272727	2.65424102	398.18181818	63.40495868	17.998

STRÆKNINGSHAST VEJ 411 MOD STØVRING
 ONS 19 8 81 KL. 940 - 1045 KM 47.05 - 48.15 . 4118114702

14:34 MONDAY, MARCH 29, 1982 70

GENNEMSNITSMÅL FOR ALLE BILER I TIDSGRUPPER
 TIDSGRUP=11

VARIABLE	N	MEAN	STANDARD DEVIATION	MINIMUM VALUE	MAXIMUM VALUE	STD ERROR OF MEAN	SUM	VARIANCE	C.V.
HAST	7	83.49701045	6.08052319	72.52747253	89.18918919	2.29822174	584.47907315	36.97276224	7.282
TIDSFB	7	43.32467532	3.36030021	40.36363636	49.63636364	1.27007410	303.27272727	11.29161747	7.756

TIDSGRUP=12

HAST	17	80.48238172	10.30296111	70.21276596	111.86440678	2.49883511	1368.2004893	106.15100764	12.802
TIDSFB	17	45.30481283	4.81914025	32.18181818	51.27272727	1.16881319	770.1818182	23.22411279	10.637

TIDSGRUP=13

HAST	6	82.24370566	2.88458216	78.57142857	84.61538462	1.17762574	493.46223397	8.32081424	3.507
TIDSFB	6	43.81818182	1.56828063	42.54545455	45.81818182	0.64024789	262.90909091	2.45950413	3.579

STRÆKNINGSHAST VEJ 411 MOD STØVRING 14:34 MONDAY, MARCH 29, 1982 71
 ONS 19 8 81 KL. 940 - 1045 KM 47.05 - 48.15 . 4118114702

GENNEMSNITSMÅL FOR BILER FORDELT EFTER TYPE
 TYPE=1

VARIABLE	N	MEAN	STANDARD DEVIATION	MINIMUM VALUE	MAXIMUM VALUE	STD ERROR OF MEAN	SUM	VARIANCE	C.V.
HAST	114	80.57103614	9.32257801	57.89473684	126.92307692	0.87313943	9185.0981204	86.91046080	11.571
TIDSFB	114	45.22009569	4.81402688	28.36363636	62.18181818	0.45087493	5155.0909091	23.17485478	10.646

TYPE=2

HAST	61	73.60005997	5.89859450	57.39130435	90.41095890	0.75523764	4489.6036579	34.79341707	8.014
TIDSFB	61	49.22503726	3.99419712	39.81818182	62.72727273	0.51140454	3002.7272727	15.95361062	8.114

TYPE=5

HAST	6	73.71627387	11.69846075	62.85714286	91.66666667	4.77587660	442.29764320	136.85398396	15.870
TIDSFB	6	49.81818182	7.46030819	39.27272727	57.27272727	3.04565807	298.90909091	55.65619835	14.975

STRÆKNINGSHAST VEJ 411 MOD STØVRING
ONS 19 8 81 KL. 940 - 1045 KM 47.05 - 48.15

. 4118114702

14:34 MONDAY, MARCH 29, 1982

72

HASTIGHEDSFORDELING FOR PERSONBILER

FREQUENCY BAR CHART

MIDPOINT
HAST

42.5
47.5
52.5
57.5
62.5
67.5
72.5
77.5
82.5
87.5
92.5
97.5
102.5
107.5
112.5
117.5
122.5

**

**

**

FREQ	CUM. FREQ	PERCENT	CUM. PERCENT
0	0	0.00	0.00
0	0	0.00	0.00
0	0	0.00	0.00
1	1	0.88	0.88
0	1	0.00	0.88
8	9	7.02	7.89
19	28	16.67	24.56
33	61	28.95	53.51
30	91	26.32	79.82
9	100	7.89	87.72
6	106	5.26	92.98
4	110	3.51	96.49
2	112	1.75	98.25
0	112	0.00	98.25
1	113	0.88	99.12
0	113	0.00	99.12
1	114	0.88	100.00

2 4 6 8 10 12 14 16 18 20 22 24 26 28 30 32

FREQUENCY

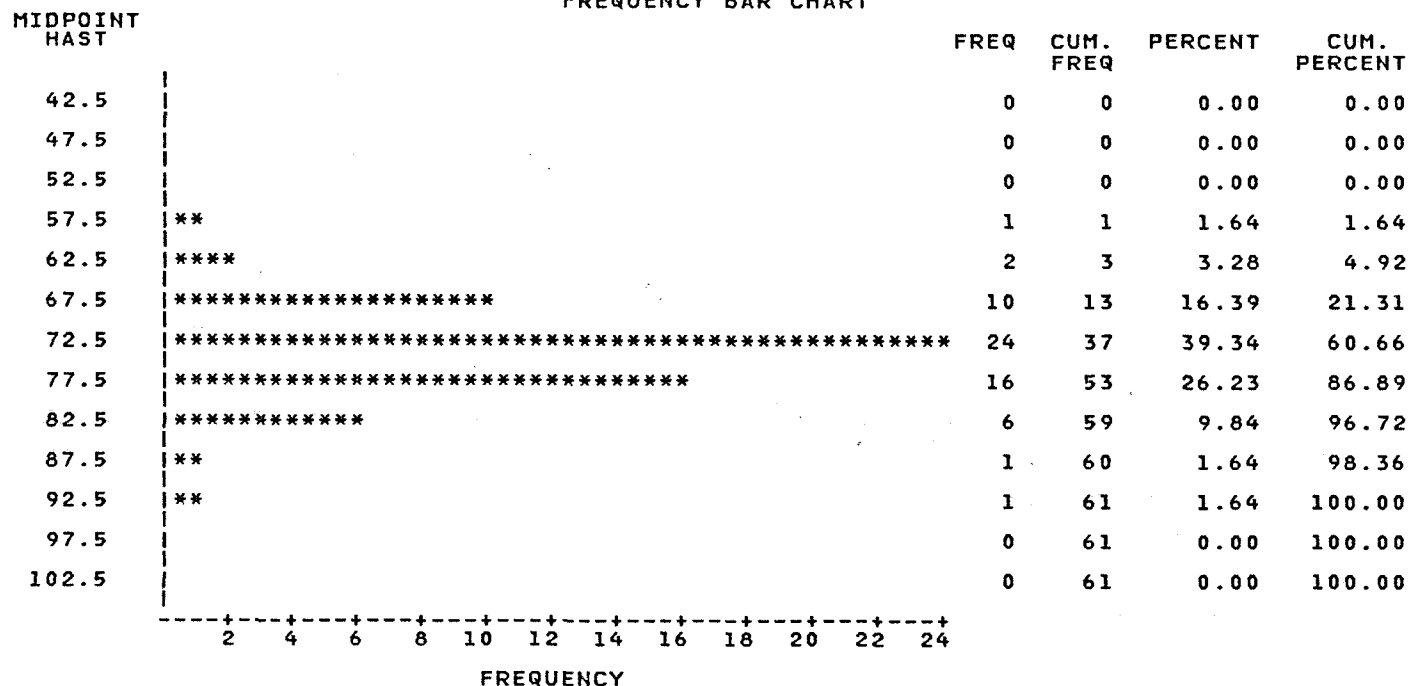
STRÆKNINGSHAST VEJ 411 MOD STØVRING
ONS 19 8 81 KL. 940 - 1045 KM 47.05 - 48.15

14:34 MONDAY, MARCH 29, 1982

73

HASTIGHEDSFORDELING FOR LASTBILER

FREQUENCY BAR CHART



STRÆKNINGSHAST VEJ 3 MOD KASTRUP
ONS 1 4 81 KL. 1630 - 1700 KM 44.6 - 45.7

38114502 11:31 MONDAY, FEBRUARY 15, 1982 32

SORTERET LISTE - ALLE BILTYPER - I TIDSGRUPPER

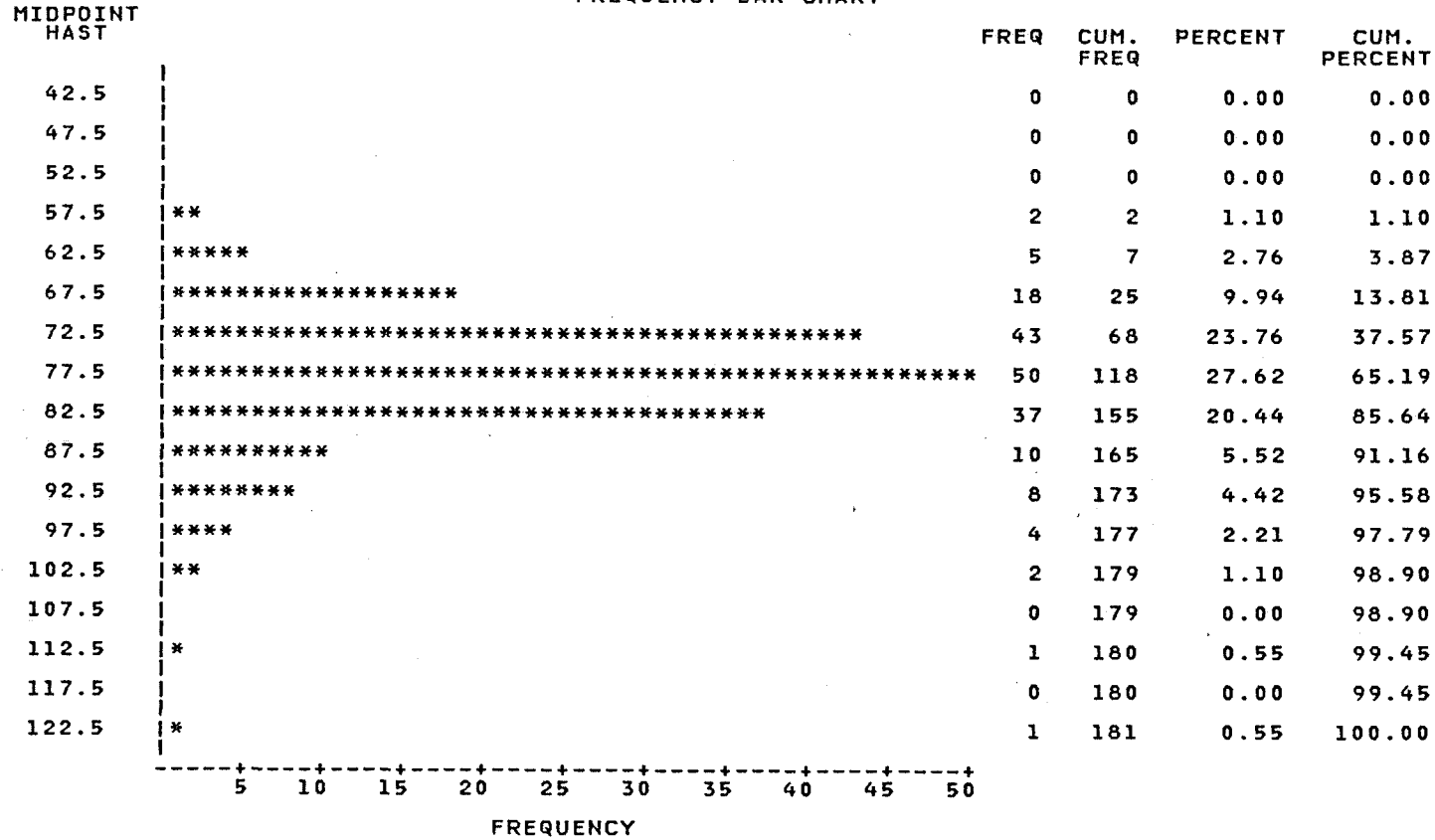
TIDSGRUP=2

OBS	TYPE	STARTTID	HAST	TIDSFB
338	1	11.06	80.488	44.7273
339	1	11.13	82.500	43.6364
340	1	11.16	91.667	39.2727
341	5	11.35	73.333	49.0909
342	1	11.40	103.125	34.9091
343	1	11.43	98.507	36.5455
344	1	11.44	97.059	37.0909
345	1	11.53	97.059	37.0909
346	1	11.65	90.411	39.8182
347	1	11.69	80.488	44.7273
348	1	11.71	81.481	44.1818
349	1	11.72	97.059	37.0909
350	1	11.74	82.500	43.6364
351	1	11.76	73.333	49.0909
352	1	11.77	106.452	33.8182
353	1	11.80	97.059	37.0909
354	1	11.82	86.842	41.4545
355	1	11.83	95.652	37.6364
356	1	11.89	103.125	34.9091
357	1	11.92	104.762	34.3636
358	1	11.96	94.286	38.1818
359	1	11.96	90.411	39.8182
360	1	11.97	92.958	38.7273
361	1	11.99	90.411	39.8182
362	1	12.08	98.507	36.5455
363	1	12.12	92.958	38.7273
364	1	12.21	88.000	40.9091
365	1	12.28	76.744	46.9091
366	1	12.37	104.762	34.3636
367	1	12.42	98.507	36.5455
368	1	12.42	81.481	44.1818
369	1	12.44	89.189	40.3636
370	1	12.50	88.000	40.9091
371	1	12.54	89.189	40.3636
372	1	12.63	110.000	32.7273
373	1	12.67	97.059	37.0909
374	1	12.82	95.652	37.6364
375	1	12.85	91.667	39.2727
376	1	12.90	92.958	38.7273
377	1	12.91	100.000	36.0000
378	1	12.91	92.958	38.7273
379	1	12.94	89.189	40.3636
380	1	12.95	101.538	35.4545
381	1	12.96	100.000	36.0000

STRÆKNINGSHAST VEJ 411 MOD STØVRING
 ONS 19 8 81 KL. 940 - 1045 KM 47.05 - 48.15 . 4118114702 14:34 MONDAY, MARCH 29, 1982 74

HASTIGHEDSFORDELING FOR ALLE BILTYPER

FREQUENCY BAR CHART



STRÆKNINGSHAST VEJ 411 MOD STØVRING
ONS 19 8 81 KL. 940 - 1045 KM 47.05 - 48.15 . 4118114702

14:34 MONDAY, MARCH 29, 1982 75

HASTIGHEDSFORDELING FOR ALLE BILTYPER

TABLE OF TYPE BY HAST

TYPE	HAST								
FREQUENCY									
PERCENT									
ROW PCT									
COL PCT	6	7	8	9	10	11	13		TOTAL
1	1 0.55 0.88 14.29	27 14.92 23.68 44.26	63 34.81 55.26 72.41	15 8.29 13.16 83.33	6 3.31 5.26 100.00	1 0.55 0.88 100.00	1 0.55 0.88 100.00		114 62.98
2	3 1.66 4.92 42.86	34 18.78 55.74 55.74	22 12.15 36.07 25.29	2 1.10 3.28 11.11	0 0.00 0.00 0.00	0 0.00 0.00 0.00	0 0.00 0.00 0.00		61 33.70
5	3 1.66 50.00 42.86	0 0.00 0.00 0.00	2 1.10 33.33 2.30	1 0.55 16.67 5.56	0 0.00 0.00 0.00	0 0.00 0.00 0.00	0 0.00 0.00 0.00		6 3.31
TOTAL	7 3.87	61 33.70	87 48.07	18 9.94	6 3.31	1 0.55	1 0.55		181 100.00

STRÆKNINGSHAST VEJ 411 MOD STØVRING
ONS 19 8 81 KL. 940 - 1045 KM 47.05 - 48.15 . 4118114702

14:34 MONDAY, MARCH 29, 1982 62

SORTERET LISTE - ALLE BILTYPER - I TIDSGRUPPER

----- TIDSGRUP=1 -----

OBS	TYPE	STARTTID	HAST	TIDSFB
1	2	20.32	69.4737	51.8182
2	2	20.94	70.9677	50.7273
3	2	21.18	71.7391	50.1818
4	3	23.40	72.5275	49.6364
5	2	24.00	72.5275	49.6364
6	5	24.01	82.5000	43.6364
7	2	24.35	70.9677	50.7273
8	1	24.85	70.9677	50.7273
9	2	25.08	70.9677	50.7273
10	2	26.24	70.9677	50.7273
11	1	26.38	80.4878	44.7273
12	2	26.50	65.3465	55.0909
13	3	26.53	65.3465	55.0909
14	5	26.55	64.7059	55.6364
15	3	26.74	75.8621	47.4545
16	1	26.76	75.0000	48.0000
17	1	26.78	75.0000	48.0000
18	1	26.80	75.0000	48.0000
19	1	26.84	73.3333	49.0909

----- TIDSGRUP=2 -----

OBS	TYPE	STARTTID	HAST	TIDSFB
20	1	27.26	83.544	43.0909
21	1	27.43	101.538	35.4545
22	2	28.35	75.862	47.4545
23	1	28.63	84.615	42.5455
24	1	28.67	74.157	48.5455
25	2	29.17	77.647	46.3636
26	2	29.24	74.157	48.5455
27	2	30.03	70.213	51.2727
28	1	30.19	74.157	48.5455
29	2	30.37	78.571	45.8182
30	2	30.49	73.333	49.0909
31	1	30.96	78.571	45.8182
32	4	30.99	75.000	48.0000
33	3	31.01	74.157	48.5455
34	1	31.02	75.000	48.0000
35	5	31.06	75.862	47.4545
36	1	31.77	79.518	45.2727
37	2	31.92	74.157	48.5455
38	2	31.95	75.000	48.0000
39	1	32.32	81.481	44.1818
40	2	32.42	75.000	48.0000
41	2	32.49	74.157	48.5455
42	1	32.75	85.714	42.0000
43	1	32.89	83.544	43.0909

STRÆKNINGSHAST VEJ 411 MOD STØVRING
ONS 19 8 81 KL. 940 - 1045 KM 47.05 - 48.15 . 4118114702

14:34 MONDAY, MARCH 29, 1982 63

SORTERET LISTE - ALLE BILTYPER - I TIDSGRUPPER

----- TIDSGRUP=3 -----

OBS	TYPE	STARTTID	HAST	TIDSFB
44	3	33.54	82.5000	43.6364
45	1	33.59	75.0000	48.0000
46	2	35.96	71.7391	50.1818
47	1	35.99	70.9677	50.7273
48	2	36.02	72.5275	49.6364
49	1	37.03	74.1573	48.5455
50	1	37.32	68.7500	52.3636

----- TIDSGRUP=4 -----

OBS	TYPE	STARTTID	HAST	TIDSFB
51	1	39.19	68.7500	52.3636
52	3	39.45	68.7500	52.3636
53	2	39.48	70.2128	51.2727
54	1	39.53	71.7391	50.1818
55	2	39.62	66.0000	54.5455
56	1	39.66	66.6667	54.0000
57	3	41.24	73.3333	49.0909
58	1	41.52	82.5000	43.6364
59	2	41.54	81.4815	44.1818
60	1	41.93	88.0000	40.9091
61	1	42.16	81.4815	44.1818
62	2	42.42	57.3913	62.7273
63	1	42.48	68.0412	52.9091
64	1	44.05	77.6471	46.3636
65	2	44.22	81.4815	44.1818
66	1	44.27	75.0000	48.0000
67	3	44.30	79.5181	45.2727
68	1	44.40	80.4878	44.7273
69	4	44.57	77.6471	46.3636
70	3	44.60	91.6667	39.2727
71	1	44.68	57.8947	62.1818
72	2	44.72	74.1573	48.5455
73	2	44.85	77.6471	46.3636

----- TIDSGRUP=5 -----

OBS	TYPE	STARTTID	HAST	TIDSFB
74	3	46.83	91.6667	39.2727
75	1	47.34	89.1892	40.3636
76	2	47.90	86.8421	41.4545
77	1	47.95	70.9677	50.7273
78	1	48.65	77.6471	46.3636
79	2	49.21	68.0412	52.9091
80	1	49.56	76.7442	46.9091

STRÆKNINGSHAST VEJ 411 MOD STØVRING
ONS 19 8 81 KL. 940 - 1045 KM 47.05 - 48.15 . 4118114702

14:34 MONDAY, MARCH 29, 1982 64

SORTERET LISTE - ALLE BILTYPER - I TIDSGRUPPER

----- TIDSGRUP=5 -----

OBS	TYPE	STARTTID	HAST	TIDSFB
81	1	49.65	77.6471	46.3636
82	1	49.68	73.3333	49.0909
83	4	49.70	69.4737	51.8182
84	2	49.75	70.2128	51.2727
85	2	49.85	70.2128	51.2727
86	1	49.91	77.6471	46.3636
87	1	49.99	76.7442	46.9091
88	2	50.00	75.0000	48.0000
89	1	50.06	78.5714	45.8182
90	2	50.20	79.5181	45.2727

----- TIDSGRUP=6 -----

OBS	TYPE	STARTTID	HAST	TIDSFB
91	1	52.32	84.6154	42.5455
92	2	53.40	77.6471	46.3636
93	1	54.67	77.6471	46.3636
94	1	54.83	68.0412	52.9091
95	1	55.35	83.5443	43.0909
96	1	55.77	95.6522	37.6364
97	1	55.94	80.4878	44.7273
98	2	56.12	67.3469	53.4545
99	1	56.42	77.6471	46.3636
100	1	56.45	77.6471	46.3636

----- TIDSGRUP=7 -----

OBS	TYPE	STARTTID	HAST	TIDSFB
101	1	57.07	73.333	49.0909
102	1	57.89	86.842	41.4545
103	2	57.99	84.615	42.5455
104	1	58.47	78.571	45.8182
105	1	58.70	75.000	48.0000
106	2	58.78	80.488	44.7273
107	1	59.70	82.500	43.6364
108	1	59.77	76.744	46.9091
109	5	60.11	91.667	39.2727
110	1	60.39	81.481	44.1818
111	1	60.49	82.500	43.6364
112	2	61.40	80.488	44.7273
113	1	61.59	100.000	36.0000

STRÆKNINGSHAST VEJ 411 MOD STØVRING
ONS 19 8 81 KL. 940 - 1045 KM 47.05 - 48.15 . 4118114702

14:34 MONDAY, MARCH 29, 1982 65

SORTERET LISTE - ALLE BILTYPER - I TIDSGRUPPER

----- TIDSGRUP=8 -----

OBS	TYPE	STARTTID	HAST	TIDSFB
114	2	63.19	66.6667	54.0000
115	3	63.22	65.3465	55.0909
116	5	63.25	64.7059	55.6364
117	1	64.39	95.6522	37.6364
118	3	64.80	84.6154	42.5455
119	1	64.92	90.4110	39.8182
120	3	65.17	84.6154	42.5455
121	1	65.37	75.0000	48.0000
122	1	66.80	82.5000	43.6364
123	2	68.00	64.0777	56.1818
124	2	68.53	66.0000	54.5455
125	2	68.57	61.6822	58.3636

----- TIDSGRUP=9 -----

OBS	TYPE	STARTTID	HAST	TIDSFB
126	1	70.40	92.9577	38.7273
127	1	70.44	95.6522	37.6364
128	1	70.45	92.9577	38.7273
129	1	70.47	88.0000	40.9091
130	2	70.62	68.0412	52.9091
131	1	70.73	82.5000	43.6364
132	2	70.83	68.7500	52.3636
133	2	71.53	70.9677	50.7273
134	1	71.77	74.1573	48.5455
135	1	72.46	81.4815	44.1818
136	1	72.66	83.5443	43.0909
137	1	72.85	75.0000	48.0000
138	2	72.87	75.0000	48.0000
139	1	73.29	83.5443	43.0909
140	2	74.80	72.5275	49.6364
141	2	74.82	73.3333	49.0909
142	1	74.92	77.6471	46.3636

----- TIDSGRUP=10 -----

OBS	TYPE	STARTTID	HAST	TIDSFB
143	1	75.00	75.000	48.0000
144	2	75.32	75.000	48.0000
145	1	76.56	126.923	28.3636
146	1	77.99	75.862	47.4545
147	2	78.44	90.411	39.8182
148	2	79.70	78.571	45.8182
149	1	79.79	91.667	39.2727
150	1	80.49	81.481	44.1818

STRÆKNINGSHAST VEJ 411 MOD STØVRING
ONS 19 8 81 KL. 940 - 1045 KM 47.05 - 48.15 . 4118114702

14:34 MONDAY, MARCH 29, 1982 66

SORTERET LISTE - ALLE BILTYPER - I TIDSGRUPPER

----- TIDSGRUP=10 -----

OBS	TYPE	STARTTID	HAST	TIDSFB
151	5	80.7	62.8571	57.2727

----- TIDSGRUP=11 -----

OBS	TYPE	STARTTID	HAST	TIDSFB
152	1	81.10	89.1892	40.3636
153	1	81.56	78.5714	45.8182
154	1	81.90	72.5275	49.6364
155	1	83.02	89.1892	40.3636
156	1	85.64	86.8421	41.4545
157	1	86.27	84.6154	42.5455
158	1	86.31	83.5443	43.0909

----- TIDSGRUP=12 -----

OBS	TYPE	STARTTID	HAST	TIDSFB
159	2	87.28	74.157	48.5455
160	2	87.35	75.862	47.4545
161	1	87.48	79.518	45.2727
162	1	88.00	70.968	50.7273
163	1	88.44	79.518	45.2727
164	1	88.50	73.333	49.0909
165	2	89.22	75.000	48.0000
166	1	89.38	76.744	46.9091
167	1	89.50	78.571	45.8182
168	1	89.72	111.864	32.1818
169	1	90.46	80.488	44.7273
170	1	90.48	97.059	37.0909
171	1	90.56	83.544	43.0909
172	1	90.70	86.842	41.4545
173	1	90.82	79.518	45.2727
174	2	91.67	75.000	48.0000
175	2	92.73	70.213	51.2727

----- TIDSGRUP=13 -----

OBS	TYPE	STARTTID	HAST	TIDSFB
176	4	93.31	83.5443	43.0909
177	1	93.96	84.6154	42.5455
178	1	95.28	78.5714	45.8182
179	1	95.69	83.5443	43.0909
180	1	95.71	84.6154	42.5455
181	2	95.88	78.5714	45.8182

STRÆKNINGSHAST VEJ 411 MOD VIBORG 14:34 MONDAY, MARCH 29, 1982 82
 ONS 19 8 81 KL. 1245 - 1400 KM 48.15 - 47.05 4118134701

GENNEMSNITSMAL FOR PERSONBILER I TIDSGRUPPER
 TIDSGRUP=1

VARIABLE	N	MEAN	STANDARD DEVIATION	MINIMUM VALUE	MAXIMUM VALUE	STD ERROR OF MEAN	SUM	VARIANCE	C.V.
HAST	20	81.28920106	7.06859139	71.73913043	98.50746269	1.58058508	1625.7840212	49.96498421	8.696
TIDSFB	20	44.59090909	3.70738069	36.54545455	50.18181818	0.82899552	891.8181818	13.74467160	8.314
----- TIDSGRUP=2 -----									
HAST	13	85.66697948	15.45777425	60.55045872	124.52830189	4.28721520	1113.6707332	238.94278464	18.044
TIDSFB	13	43.17482517	7.16342693	28.90909091	59.45454545	1.98677716	561.2727273	51.31468531	16.592
----- TIDSGRUP=3 -----									
HAST	12	81.06665909	8.52575790	71.73913043	101.53846154	2.46117431	972.79990905	72.68854774	10.517
TIDSFB	12	44.81818182	4.28124700	35.45454545	50.18181818	1.23588955	537.81818182	18.32907588	9.552
----- TIDSGRUP=4 -----									
HAST	10	89.03338791	17.38647123	71.73913043	134.69387755	5.49808496	890.33387914	302.28938188	19.528
TIDSFB	10	41.50909091	6.23745021	26.72727273	50.18181818	1.97245495	415.09090909	38.90578512	15.027
----- TIDSGRUP=5 -----									
HAST	15	77.20984750	7.04621062	66.66666667	94.28571429	1.81932376	1158.1477125	49.64908417	9.126
TIDSFB	15	46.98181818	4.20928305	38.18181818	54.00000000	1.08683221	704.7272727	17.71806375	8.959
----- TIDSGRUP=6 -----									
HAST	6	79.84365259	8.51617256	66.00000000	89.18918919	3.47671289	479.06191554	72.52519499	10.666
TIDSFB	6	45.54545455	5.17176057	40.36363636	54.54545455	2.11136241	273.27272727	26.74710744	11.355
----- TIDSGRUP=7 -----									
HAST	11	87.18175383	16.08023850	64.07766990	117.85714286	4.84837433	958.99929209	258.57407035	18.444
TIDSFB	11	42.54545455	7.62076329	30.54545455	56.18181818	2.29774659	468.00000000	58.07603306	17.912
----- TIDSGRUP=8 -----									
HAST	6	84.78080318	4.13950010	80.48780488	90.41095890	1.68994384	508.68481907	17.13546104	4.883
TIDSFB	6	42.54545455	2.04090403	39.81818182	44.72727273	0.83319558	255.27272727	4.16528926	4.797
----- TIDSGRUP=9 -----									
HAST	15	76.46374181	6.36803351	66.00000000	91.66666667	1.64421918	1146.9561272	40.55185080	8.328
TIDSFB	15	47.38181818	3.89459711	39.27272727	54.54545455	1.00558065	710.7272727	15.16788666	8.220
----- TIDSGRUP=10 -----									
HAST	18	81.23602323	8.35928034	69.47368421	94.28571429	1.97030127	1462.2484181	69.87756782	10.290
TIDSFB	18	44.75757576	4.56541074	38.18181818	51.81818182	1.07607763	805.6363636	20.84297521	10.200

STRÆKNINGSFAST VEJ 411 MOD VIBORG 14:34 MONDAY, MARCH 29, 1982 83
 ONS 19 8 81 KL. 1245 - 1400 KM 48.15 - 47.05 . 4118134701

GENNEMSNITSMÅL FOR ALLE BILER I TIDSGRUPPER
 TIDSGRUP=1

VARIABLE	N	MEAN	STANDARD DEVIATION	MINIMUM VALUE	MAXIMUM VALUE	STD ERROR OF MEAN	SUM	VARIANCE	C.V.
HAST	25	79.35560166	7.46229472	68.75000000	98.50746269	1.49245894	1983.8900415	55.68584254	9.404
TIDSFB	25	45.73090909	4.07171254	36.54545455	52.36363636	0.81434251	1143.2727273	16.57884298	8.904
----- TIDSGRUP=2 -----									
HAST	16	84.63536376	14.69563257	60.55045872	124.52830189	3.67390814	1354.1658202	215.96161674	17.363
TIDSFB	16	43.63636364	6.99657531	28.90909091	59.45454545	1.74914383	698.1818182	48.95206612	16.034
----- TIDSGRUP=3 -----									
HAST	17	78.18831111	8.63154228	65.34653465	101.53846154	2.09345650	1329.2012889	74.50352208	11.039
TIDSFB	17	46.52406417	4.67933842	35.45454545	55.09090909	1.13490627	790.9090909	21.89620807	10.058
----- TIDSGRUP=4 -----									
HAST	15	85.71498357	15.04729936	70.21276596	134.69387755	3.88519599	1285.7247536	226.42121789	17.555
TIDSFB	15	42.90909091	5.69346858	26.72727273	51.27272727	1.47004726	643.6363636	32.41558442	13.269
----- TIDSGRUP=5 -----									
HAST	22	75.86486818	6.31716090	66.66666667	94.28571429	1.34682323	1669.0271000	39.90652179	8.327
TIDSFB	22	47.75206612	3.79296785	38.18181818	54.00000000	0.80866346	1050.5454545	14.38660513	7.943
----- TIDSGRUP=6 -----									
HAST	10	78.49995111	7.03363583	66.00000000	89.18918919	2.22423095	784.99951105	49.47203303	8.960
TIDSFB	10	46.20000000	4.24108204	40.36363636	54.54545455	1.34114790	462.00000000	17.98677686	9.180
----- TIDSGRUP=7 -----									
HAST	19	82.62962292	14.87443050	64.07766990	117.85714286	3.41242839	1569.9628355	221.24868264	18.001
TIDSFB	19	44.84210526	7.61594445	30.54545455	56.18181818	1.74721748	852.0000000	58.00260983	16.984
----- TIDSGRUP=8 -----									
HAST	15	80.46061839	5.13969856	74.15730337	90.41095890	1.32706446	1206.9092758	26.41650127	6.388
TIDSFB	15	44.90909091	2.80158498	39.81818182	48.54545455	0.72336613	673.6363636	7.84887839	6.238
----- TIDSGRUP=9 -----									
HAST	18	74.85799791	6.99287691	62.26415094	91.66666667	1.64823689	1347.4439623	48.90032748	9.342
TIDSFB	18	48.48484848	4.49750106	39.27272727	57.81818182	1.06007117	872.7272727	20.22751580	9.276
----- TIDSGRUP=10 -----									
HAST	26	79.39496367	7.85275112	69.47368421	94.28571429	1.54005120	2064.2690554	61.66570018	9.891
TIDSFB	26	45.75524476	4.35087294	38.18181818	51.81818182	0.85327639	1189.6363636	18.93009536	9.509

DC 5138

STRÆKNINGSHAST VEJ 411 MOD VIBORG
 ONS 19 8 81 KL. 1245 - 1400 KM 48.15 - 47.05 . 4118134701 14:34 MONDAY, MARCH 29, 1982 84

GENNEMSNITSMAL FOR BILER FORDELT EFTER TYPE
 TYPE=1

VARIABLE	N	MEAN	STANDARD DEVIATION	MINIMUM VALUE	MAXIMUM VALUE	STD ERROR OF MEAN	SUM	VARIANCE	C.V.
HAST	126	81.87846688	10.84209819	60.55045872	134.69387755	0.96589088	10316.686827	117.55109308	13.242
TIDSFB	126	44.63203463	5.19990918	26.72727273	59.45454545	0.46324473	5623.636364	27.03905549	11.651
----- TYPE=2 -----									
HAST	49	75.88580625	5.93930728	66.00000000	91.66666667	0.84847247	3718.4045061	35.27537102	7.827
TIDSFB	49	47.71057514	3.54912754	39.27272727	54.54545455	0.50701822	2337.8181818	12.59630629	7.439
----- TYPE=5 -----									
HAST	6	66.08680495	2.60497698	62.26415094	68.75000000	1.06347740	396.52082973	6.78590509	3.942
TIDSFB	6	54.54545455	2.18181818	52.36363636	57.81818182	0.89072354	327.27272727	4.76033058	4.000
----- TYPE=6 -----									
HAST	2	81.99074074	0.72020135	81.48148148	82.50000000	0.50925926	163.98148148	0.51868999	0.878
TIDSFB	2	43.90909091	0.38569461	43.63636364	44.18181818	0.27272727	87.81818182	0.14876033	0.878

282 W.J.C. (DFP)

STRÆKNINGSHAST VEJ 3 MOD KASTRUP
ONS 1 4 81 KL. 1630 - 1700 KM 44.6 - 45.7

38114502 11:31 MONDAY, FEBRUARY 15, 1982 33

SORTERET LISTE - ALLE BILTYPER - I TIDSGRUPPER


----- TIDSGRUP=3 -----

OBS	TYPE	STARTTID	HAST	TIDSFB
382	1	13.00	89.189	40.3636
383	1	13.02	86.842	41.4545
384	1	13.02	68.750	52.3636
385	1	13.08	85.714	42.0000
386	1	13.10	92.958	38.7273
387	1	13.11	103.125	34.9091
388	1	13.16	83.544	43.0909
389	1	13.18	97.059	37.0909
390	1	13.20	106.452	33.8182
391	1	13.20	92.958	38.7273
392	1	13.23	95.652	37.6364
393	1	13.30	100.000	36.0000
394	1	13.31	90.411	39.8182
395	1	13.38	94.286	38.1818
396	1	13.39	98.507	36.5455
397	1	13.39	92.958	38.7273
398	1	13.40	91.667	39.2727
399	1	13.44	91.667	39.2727
400	1	13.53	94.286	38.1818
401	1	13.56	98.507	36.5455
402	2	13.57	83.544	43.0909
403	1	13.58	98.507	36.5455
404	1	13.60	98.507	36.5455
405	1	13.61	95.652	37.6364
406	1	13.65	97.059	37.0909
407	1	13.66	75.000	48.0000
408	1	13.67	85.714	42.0000
409	1	13.83	94.286	38.1818
410	1	13.83	78.571	45.8182
411	1	13.85	91.667	39.2727
412	1	13.87	76.744	46.9091
413	1	13.91	90.411	39.8182
414	2	13.92	77.647	46.3636
415	1	13.95	78.571	45.8182
416	1	13.98	98.507	36.5455
417	1	13.99	82.500	43.6364
418	1	14.01	94.286	38.1818
419	1	14.02	94.286	38.1818
420	1	14.04	94.286	38.1818
421	1	14.05	94.286	38.1818
422	1	14.05	94.286	38.1818
423	1	14.09	89.189	40.3636
424	1	14.09	77.647	46.3636
425	1	14.14	97.059	37.0909
426	1	14.14	81.481	44.1818
427	1	14.16	91.667	39.2727
428	2	14.23	95.652	37.6364
429	1	14.23	89.189	40.3636
430	1	14.39	94.286	38.1818

STRÆKNINGSHAST VEJ 411 MOD VIBORG
ONS 19 8 81 KL. 1245 - 1400 KM 48.15 - 47.0514:34 MONDAY, MARCH 29, 1982 85
. 4118134701

HASTIGHEDSFORDELING FOR PERSONBILER

FREQUENCY BAR CHART

MIDPOINT
HAST42.5
47.5
52.5
57.5
62.5
67.5
72.5
77.5
82.5
87.5
92.5
97.5
102.5
107.5
112.5
117.5
122.5

FREQ	CUM. FREQ	PERCENT	CUM. PERCENT
0	0	0.00	0.00
0	0	0.00	0.00
0	0	0.00	0.00
0	0	0.00	0.00
2	2	1.59	1.59
7	9	5.56	7.14
16	25	12.70	19.84
33	58	26.19	46.03
35	93	27.78	73.81
14	107	11.11	84.92
10	117	7.94	92.86
2	119	1.59	94.44
3	122	2.38	96.83
1	123	0.79	97.62
0	123	0.00	97.62
1	124	0.79	98.41
2	126	1.59	100.00

FREQUENCY

STRÆKNINGSHAST VEJ 411 MOD VIBORG
ONS 19 8 81 KL. 1245 - 1400 KM 48.15 - 47.05

14:34 MONDAY, MARCH 29, 1982

86

HASTIGHEDSFORDELING FOR LASTBILER

FREQUENCY BAR CHART

MIDPOINT
HAST

42.5

47.5

52.5

57.5

62.5

67.5

72.5

77.5

82.5

87.5

92.5

97.5

102.5

FREQ	CUM. FREQ	PERCENT	CUM. PERCENT
0	0	0.00	0.00
0	0	0.00	0.00
0	0	0.00	0.00
0	0	0.00	0.00
0	0	0.00	0.00
6	6	12.24	12.24
20	26	40.82	53.06
12	38	24.49	77.55
8	46	16.33	93.88
0	46	0.00	93.88
3	49	6.12	100.00
0	49	0.00	100.00
0	49	0.00	100.00

1 2 3 4 5 6 7 8 9 10 11 12 13 14 15 16 17 18 19 20

FREQUENCY

STRÆKNINGSHAST VEJ 411 MOD VIBORG
ONS 19 8 81 KL. 1245 - 1400 KM 48.15 - 47.05

14:34 MONDAY, MARCH 29, 1982 87
. 4118134701

HASTIGHEDSFORDELING FOR ALLE BILTYPER

FREQUENCY BAR CHART

MIDPOINT
HAST

		FREQ	CUM. FREQ	PERCENT	CUM. PERCENT
42.5		0	0	0.00	0.00
47.5		0	0	0.00	0.00
52.5		0	0	0.00	0.00
57.5		0	0	0.00	0.00
62.5	*****	4	4	2.19	2.19
67.5	*****	17	21	9.29	11.48
72.5	*****	36	57	19.67	31.15
77.5	*****	45	102	24.59	55.74
82.5	*****	45	147	24.59	80.33
87.5	*****	14	161	7.65	87.98
92.5	*****	13	174	7.10	95.08
97.5	****	2	176	1.09	96.17
102.5	*****	3	179	1.64	97.81
107.5	**	1	180	0.55	98.36
112.5		0	180	0.00	98.36
117.5	**	1	181	0.55	98.91
122.5	****	2	183	1.09	100.00

2 4 6 8 10 12 14 16 18 20 22 24 26 28 30 32 34 36 38 40 42 44
FREQUENCY

STRÆKNINGSHAST VEJ 411 MOD VIBORG
ONS 19 8 81 KL. 1245 - 1400 KM 48.15 - 47.05

14:34 MONDAY, MARCH 29, 1982

88

HASTIGHEDSFORDELING FOR ALLE BILTYPER

TABLE OF TYPE BY HAST

TYPE	HAST									
FREQUENCY										
PERCENT										
ROW PCT										
COL PCT	6	7	8	9	10	11	12	13		TOTAL
1	2	23	68	24	5	1	2	1		126
	1.09	12.57	37.16	13.11	2.73	0.55	1.09	0.55		68.85
	1.59	18.25	53.97	19.05	3.97	0.79	1.59	0.79		
	50.00	43.40	75.56	88.89	100.00	100.00	100.00	100.00		
2	0	26	20	3	0	0	0	0		49
	0.00	14.21	10.93	1.64	0.00	0.00	0.00	0.00		26.78
	0.00	53.06	40.82	6.12	0.00	0.00	0.00	0.00		
	0.00	49.06	22.22	11.11	0.00	0.00	0.00	0.00		
5	2	4	0	0	0	0	0	0		6
	1.09	2.19	0.00	0.00	0.00	0.00	0.00	0.00		3.28
	33.33	66.67	0.00	0.00	0.00	0.00	0.00	0.00		
	50.00	7.55	0.00	0.00	0.00	0.00	0.00	0.00		
6	0	0	2	0	0	0	0	0		2
	0.00	0.00	1.09	0.00	0.00	0.00	0.00	0.00		1.09
	0.00	0.00	100.00	0.00	0.00	0.00	0.00	0.00		
	0.00	0.00	2.22	0.00	0.00	0.00	0.00	0.00		
TOTAL	4	53	90	27	5	1	2	1		183
	2.19	28.96	49.18	14.75	2.73	0.55	1.09	0.55		100.00

STRÆKNINGSHAST VEJ 411 MOD VIBORG
ONS 19 8 81 KL. 1245 - 1400 KM 48.15 - 47.05

14:34 MONDAY, MARCH 29, 1982 76
. 4118134701

SORTERET LISTE - ALLE BILTYPER - I TIDSGRUPPER

TIDSGRUP=1

OBS	TYPE	STARTTID	HAST	TIDSFB
1	1	28.12	75.8621	47.4545
2	1	28.15	75.8621	47.4545
3	2	28.31	68.7500	52.3636
4	1	28.71	84.6154	42.5455
5	1	29.65	83.5443	43.0909
6	3	29.67	83.5443	43.0909
7	3	29.79	86.8421	41.4545
8	2	29.84	72.5275	49.6364
9	1	29.85	71.7391	50.1818
10	1	29.97	81.4815	44.1818
11	1	30.09	71.7391	50.1818
12	1	30.76	88.0000	40.9091
13	1	30.77	75.8621	47.4545
14	1	31.16	94.2857	38.1818
15	1	31.36	84.6154	42.5455
16	1	31.39	80.4878	44.7273
17	1	31.48	76.7442	46.9091
18	2	31.92	70.9677	50.7273
19	2	33.15	72.5275	49.6364
20	1	33.24	79.5181	45.2727
21	1	33.49	98.5075	36.5455
22	1	33.51	72.5275	49.6364
23	1	33.99	80.4878	44.7273
24	1	34.42	79.5181	45.2727
25	2	34.85	73.3333	49.0909

TIDSGRUP=2

OBS	TYPE	STARTTID	HAST	TIDSFB
26	1	35.40	82.500	43.6364
27	6	35.41	81.481	44.1818
28	1	35.44	80.488	44.7273
29	1	36.07	84.615	42.5455
30	1	36.20	60.550	59.4545
31	1	36.22	75.000	48.0000
32	1	36.86	79.518	45.2727
33	3	37.27	100.000	36.0000
34	1	37.54	124.528	28.9091
35	1	37.82	101.538	35.4545
36	2	37.90	67.347	53.4545
37	1	38.14	80.488	44.7273
38	1	38.20	81.481	44.1818
39	2	38.89	91.667	39.2727
40	1	40.04	81.481	44.1818
41	1	40.70	81.481	44.1818

STRÆKNINGSHAST VEJ 411 MOD VIBORG
ONS 19 8 81 KL. 1245 - 1400 KM 48.15 - 47.0514:34 MONDAY, MARCH 29, 1982 77
4118134701

SORTERET LISTE - ALLE BILTYPER - I TIDSGRUPPER

----- TIDSGRUP=3 -----

OBS	TYPE	STARTTID	HAST	TIDSFB
42	1	41.02	76.744	46.9091
43	1	41.53	89.189	40.3636
44	1	41.61	77.647	46.3636
45	1	43.79	89.189	40.3636
46	2	44.07	74.157	48.5455
47	1	44.09	75.000	48.0000
48	2	44.79	70.213	51.2727
49	1	45.44	81.481	44.1818
50	1	45.46	81.481	44.1818
51	2	45.74	72.527	49.6364
52	1	45.75	71.739	50.1818
53	4	45.77	74.157	48.5455
54	1	45.78	72.527	49.6364
55	3	46.45	79.518	45.2727
56	1	46.48	76.744	46.9091
57	5	46.93	65.347	55.0909
58	1	46.97	101.538	35.4545

----- TIDSGRUP=4 -----

OBS	TYPE	STARTTID	HAST	TIDSFB
59	2	48.15	78.571	45.8182
60	1	48.54	81.481	44.1818
61	2	48.70	70.213	51.2727
62	3	48.98	134.694	26.7273
63	1	49.00	80.488	44.7273
64	1	49.52	81.481	44.1818
65	1	50.34	85.714	42.0000
66	1	50.40	89.189	40.3636
67	1	50.58	71.739	50.1818
68	2	51.10	83.544	43.0909
69	3	51.69	80.488	44.7273
70	2	52.29	79.518	45.2727
71	2	52.60	83.544	43.0909
72	1	52.65	88.000	40.9091
73	1	52.73	97.059	37.0909

STRÆKNINGSHAST VEJ 411 MOD VIBORG
ONS 19 8 81 KL. 1245 - 1400 KM 48.15 - 47.0514:34 MONDAY, MARCH 29, 1982 78
. 4118134701

SORTERET LISTE - ALLE BILTYPER - I TIDSGRUPPER

----- TIDSGRUP=5 -----

OBS	TYPE	STARTTID	HAST	TIDSFB
74	1	53.04	78.5714	45.8182
75	1	53.20	75.0000	48.0000
76	1	54.31	81.4815	44.1818
77	2	54.40	77.6471	46.3636
78	1	54.51	80.4878	44.7273
79	5	55.84	68.7500	52.3636
80	3	55.87	68.0412	52.9091
81	1	55.89	66.6667	54.0000
82	1	55.91	67.3469	53.4545
83	3	56.02	72.5275	49.6364
84	1	56.26	76.7442	46.9091
85	1	56.50	83.5443	43.0909
86	2	56.52	70.9677	50.7273
87	4	56.57	70.9677	50.7273
88	1	57.01	94.2857	38.1818
89	2	57.10	74.1573	48.5455
90	1	57.19	78.5714	45.8182
91	1	57.51	80.4878	44.7273
92	1	58.30	77.6471	46.3636
93	3	58.35	76.7442	46.9091
94	2	58.48	72.5275	49.6364
95	2	58.82	75.8621	47.4545

----- TIDSGRUP=6 -----

OBS	TYPE	STARTTID	HAST	TIDSFB
96	3	59.34	76.7442	46.9091
97	3	59.40	77.6471	46.3636
98	1	59.74	88.0000	40.9091
99	2	62.62	70.9677	50.7273
100	1	62.84	66.0000	54.5455
101	2	63.37	81.4815	44.1818
102	1	64.11	89.1892	40.3636
103	2	64.15	76.7442	46.9091
104	2	64.17	76.7442	46.9091
105	1	64.25	81.4815	44.1818

STRÆKNINGSHAST VEJ 411 MOD VIBORG
ONS 19 8 81 KL. 1245 - 1400 KM 48.15 - 47.0514:34 MONDAY, MARCH 29, 1982 79
. 4118134701

SORTERET LISTE - ALLE BILTYPER - I TIDSGRUPPER

----- TIDSGRUP=7 -----

OBS	TYPE	STARTTID	HAST	TIDSFB
106	1	65.26	89.189	40.3636
107	2	65.38	81.481	44.1818
108	4	65.57	90.411	39.8182
109	1	65.61	90.411	39.8182
110	1	65.86	91.667	39.2727
111	5	65.98	64.078	56.1818
112	1	65.99	64.078	56.1818
113	1	67.25	89.189	40.3636
114	2	67.40	90.411	39.8182
115	2	68.17	66.000	54.5455
116	5	68.44	68.041	52.9091
117	5	68.49	68.041	52.9091
118	3	68.56	70.213	51.2727
119	1	68.88	79.518	45.2727
120	1	68.95	73.333	49.0909
121	1	69.34	117.857	30.5455
122	3	69.40	110.000	32.7273
123	1	69.72	83.544	43.0909
124	2	70.79	82.500	43.6364

----- TIDSGRUP=8 -----

OBS	TYPE	STARTTID	HAST	TIDSFB
125	1	71.08	82.5000	43.6364
126	6	71.55	82.5000	43.6364
127	1	71.58	80.4878	44.7273
128	1	72.15	90.4110	39.8182
129	2	72.20	75.0000	48.0000
130	2	72.25	74.1573	48.5455
131	1	72.50	81.4815	44.1818
132	2	72.67	83.5443	43.0909
133	1	73.34	89.1892	40.3636
134	2	73.34	77.6471	46.3636
135	1	73.83	84.6154	42.5455
136	2	75.99	74.1573	48.5455
137	2	76.81	75.0000	48.0000
138	2	76.96	78.5714	45.8182
139	2	76.98	77.6471	46.3636

STRÆKNINGSHAST VEJ 411 MOD VIBORG
ONS 19 8 81 KL. 1245 - 1400 KM 48.15 - 47.0514:34 MONDAY, MARCH 29, 1982 80
. 4118134701

SORTERET LISTE - ALLE BILTYPER - I TIDSGRUPPER

----- TIDSGRUP=9 -----

OBS	TYPE	STARTTID	HAST	TIDSFB
140	3	77.01	78.5714	45.8182
141	1	77.02	78.5714	45.8182
142	3	77.17	72.5275	49.6364
143	1	78.09	81.4815	44.1818
144	1	78.88	70.9677	50.7273
145	1	79.92	91.6667	39.2727
146	5	80.18	62.2642	57.8182
147	1	80.24	66.0000	54.5455
148	3	80.28	67.3469	53.4545
149	1	81.84	77.6471	46.3636
150	1	82.08	76.7442	46.9091
151	1	82.14	80.4878	44.7273
152	1	82.15	80.4878	44.7273
153	1	82.26	76.7442	46.9091
154	2	82.26	69.4737	51.8182
155	1	82.27	76.7442	46.9091
156	1	82.29	70.9677	50.7273
157	2	82.44	68.7500	52.3636

----- TIDSGRUP=10 -----

OBS	TYPE	STARTTID	HAST	TIDSFB
158	1	83.19	79.5181	45.2727
159	1	83.36	72.5275	49.6364
160	3	83.38	72.5275	49.6364
161	2	83.51	81.4815	44.1818
162	1	83.57	69.4737	51.8182
163	1	83.96	77.6471	46.3636
164	1	84.15	88.0000	40.9091
165	3	84.64	72.5275	49.6364
166	1	84.91	75.8621	47.4545
167	2	84.95	75.8621	47.4545
168	1	85.86	78.5714	45.8182
169	2	85.99	82.5000	43.6364
170	3	86.00	81.4815	44.1818
171	1	86.24	94.2857	38.1818
172	3	86.59	91.6667	39.2727
173	1	86.63	84.6154	42.5455
174	1	87.16	89.1892	40.3636
175	1	87.19	91.6667	39.2727
176	1	87.47	79.5181	45.2727
177	2	88.27	74.1573	48.5455
178	4	88.32	75.0000	48.0000
179	2	88.42	70.2128	51.2727
180	1	88.44	70.2128	51.2727
181	4	88.50	73.3333	49.0909
182	2	88.50	69.4737	51.8182

STRÆKNINGSHAST VEJ 411 MOD VIBORG
ONS 19 8 81 KL. 1245 - 1400 KM 48.15 - 47.05

14:34 MONDAY, MARCH 29, 1982 81
. 4118134701

SORTERET LISTE - ALLE BILTYPER - I TIDSGRUPPER

----- TIDSGRUP=10 -----

OBS	TYPE	STARTTID	HAST	TIDSFB
183	1	88.78	92.9577	38.7273

STRÆKNINGSHAST VEJ 3 MOD KASTRUP
ONS 1 4 81 KL. 1400 - 1453 KM 44.6 - 45.7

38114501

11:31 MONDAY, FEBRUARY 15, 1982

24

HASTIGHEDSFORDELING FOR ALLE BILTYPER

TABLE OF TYPE BY HAST

TYPE	HAST									
FREQUENCY										
PERCENT										
ROW PCT										
COL PCT	6	7	8	9	10	11	12	14		TOTAL
1	0	34	130	234	162	22	6	1		589
	0.00	4.50	17.20	30.95	21.43	2.91	0.79	0.13		77.91
	0.00	5.77	22.07	39.73	27.50	3.74	1.02	0.17		
	0.00	28.81	65.33	96.30	98.78	100.00	100.00	100.00		
2	2	78	61	6	1	0	0	0		148
	0.26	10.32	8.07	0.79	0.13	0.00	0.00	0.00		19.58
	1.35	52.70	41.22	4.05	0.68	0.00	0.00	0.00		
	66.67	66.10	30.65	2.47	0.61	0.00	0.00	0.00		
5	0	1	1	1	0	0	0	0		3
	0.00	0.13	0.13	0.13	0.00	0.00	0.00	0.00		0.40
	0.00	33.33	33.33	33.33	0.00	0.00	0.00	0.00		
	0.00	0.85	0.50	0.41	0.00	0.00	0.00	0.00		
6	1	5	7	2	1	0	0	0		16
	0.13	0.66	0.93	0.26	0.13	0.00	0.00	0.00		2.12
	6.25	31.25	43.75	12.50	6.25	0.00	0.00	0.00		
	33.33	4.24	3.52	0.82	0.61	0.00	0.00	0.00		
TOTAL	3	118	199	243	164	22	6	1		756
	0.40	15.61	26.32	32.14	21.69	2.91	0.79	0.13		100.00

STRÆKNINGSHAST VEJ 3 MOD KASTRUP
ONS 1 4 81 KL. 1630 - 1700 KM 44.6 - 45.7

38114502 11:31 MONDAY, FEBRUARY 15, 1982 34

SORTERET LISTE - ALLE BILTYPER - I TIDSGRUPPER

----- TIDSGRUP=3 -----

OBS	TYPE	STARTTID	HAST	TIDSF8
431	1	14.52	100.000	36.0000
432	1	14.52	91.667	39.2727
433	1	14.63	101.538	35.4545
434	1	14.66	95.652	37.6364
435	1	14.75	104.762	34.3636
436	2	14.77	75.000	48.0000
437	1	14.82	82.500	43.6364
438	2	14.83	78.571	45.8182
439	1	14.89	88.000	40.9091
440	1	14.91	78.571	45.8182
441	1	15.01	91.667	39.2727
442	1	15.14	110.000	32.7273
443	1	15.17	97.059	37.0909
444	1	15.29	100.000	36.0000
445	1	15.33	97.059	37.0909
446	1	15.38	90.411	39.8182
447	1	15.42	97.059	37.0909
448	1	15.48	98.507	36.5455
449	1	15.57	91.667	39.2727
450	1	15.59	98.507	36.5455
451	1	15.60	92.958	38.7273
452	6	15.61	74.157	48.5455
453	1	15.65	74.157	48.5455
454	1	15.69	76.744	46.9091
455	1	15.73	91.667	39.2727
456	1	15.80	100.000	36.0000
457	1	15.86	88.000	40.9091
458	1	15.89	95.652	37.6364
459	1	15.94	97.059	37.0909
460	1	16.00	91.667	39.2727
461	1	16.08	85.714	42.0000
462	1	16.18	76.744	46.9091
463	1	16.20	86.842	41.4545
464	1	16.20	80.488	44.7273
465	1	16.27	90.411	39.8182
466	1	16.37	91.667	39.2727
467	1	16.44	86.842	41.4545
468	1	16.46	86.842	41.4545
469	1	16.47	92.958	38.7273
470	1	16.65	95.652	37.6364
471	1	16.79	95.652	37.6364
472	1	16.92	88.000	40.9091
473	1	16.95	73.333	49.0909
474	1	16.96	94.286	38.1818
475	1	17.01	84.615	42.5455
476	1	17.04	83.544	43.0909
477	1	17.07	98.507	36.5455
478	1	17.10	94.286	38.1818
479	1	17.24	75.862	47.4545

STRÆKNINGSKORT VEJ 411 MOD VIBORG 14:34 MONDAY, MARCH 29, 1982 95
 ONS 19 8 81 KL. 1245 - 1400 KM 48.15 - 47.05 4118134702

GENNEMSNITSMÅL FOR PERSONBILER I TIDSGRUPPER
 TIDSGRUP=1

VARIABLE	N	MEAN	STANDARD DEVIATION	MINIMUM VALUE	MAXIMUM VALUE	STD ERROR OF MEAN	SUM	VARIANCE	C.V.
HAST	6	74.66497293	6.08304414	70.96774194	86.84210526	2.48339237	447.98983756	37.00342605	8.147
TIDSFB	6	48.45454545	3.52511649	41.45454545	50.72727273	1.43912278	290.72727273	12.42644628	7.275
----- TIDSGRUP=2 -----									
HAST	3	75.44953691	4.38183306	72.52747253	80.48780488	2.52985250	226.34861074	19.20046098	5.808
TIDSFB	3	47.81818182	2.69066338	44.72727273	49.63636364	1.55345523	143.45454545	7.23966942	5.627
----- TIDSGRUP=3 -----									
HAST	11	87.97605072	7.75418914	74.15730337	104.76190476	2.33797599	967.73655787	60.12744924	8.814
TIDSFB	11	41.20661157	3.60465514	34.36363636	48.54545455	1.08684442	453.27272727	12.99353869	8.748
----- TIDSGRUP=4 -----									
HAST	10	81.70908408	10.84108517	57.89473684	95.65217391	3.42825215	817.09084077	117.52912774	13.268
TIDSFB	10	44.89090909	7.06077513	37.63636364	62.18181818	2.23281315	448.90909091	49.85454545	15.729
----- TIDSGRUP=5 -----									
HAST	7	86.21963199	9.24870995	74.15730337	101.53846154	3.49568378	603.53742394	85.53863576	10.727
TIDSFB	7	42.15584416	4.39437227	35.45454545	48.54545455	1.66091660	295.09090909	19.31050767	10.424
----- TIDSGRUP=6 -----									
HAST	5	79.21573060	6.79546347	71.73913043	88.00000000	3.03902365	396.07865298	46.17832378	8.578
TIDSFB	5	45.70909091	3.84535783	40.90909091	50.18181818	1.71969630	228.54545455	14.78677686	8.413
----- TIDSGRUP=7 -----									
HAST	13	80.84222059	5.56430884	72.52747253	90.41095890	1.54326160	1050.9488676	30.96153291	6.883
TIDSFB	13	44.72727273	3.09358173	39.81818182	49.63636364	0.85800520	581.4545455	9.57024793	6.917
----- TIDSGRUP=8 -----									
HAST	6	81.06090797	2.76112851	76.74418605	84.61538462	1.12722599	486.36544783	7.62383064	3.406
TIDSFB	6	44.45454545	1.53310574	42.54545455	46.90909091	0.62588780	266.72727273	2.35041322	3.449
----- TIDSGRUP=9 -----									
HAST	9	79.78169411	4.70565742	69.47368421	85.71428571	1.56855247	718.03524699	22.14321171	5.898
TIDSFB	9	45.27272727	2.86038777	42.00000000	51.81818182	0.95346259	407.45454545	8.18181818	6.318
----- TIDSGRUP=10 -----									
HAST	5	89.30625889	6.48986382	82.50000000	100.00000000	2.90235533	446.53129445	42.11833243	7.267
TIDSFB	5	40.47272727	2.79196012	36.00000000	43.63636364	1.24860252	202.36363636	7.79504132	6.898

STRÆKNINGSHAST VEJ 411 MOD VIBORG 14:34 MONDAY, MARCH 29, 1982 96
ONS 19 8 81 KL. 1245 - 1400 KM 48.15 - 47.05 . 4118134702

GENNEMSNITSMAL FOR PERSONBILER I TIDSGRUPPER
TIDSGRUP=11

VARIABLE	N	MEAN	STANDARD DEVIATION	MINIMUM VALUE	MAXIMUM VALUE	STD ERROR OF MEAN	SUM	VARIANCE	C.V.
HAST	15	83.06356735	7.26941118	73.33333333	100.00000000	1.87695390	1245.9535103	52.84433893	8.752
TIDSFB	15	43.63636364	3.64155474	36.00000000	49.09090909	0.94024539	654.5454545	13.26092090	8.345

----- TIDSGRUP=12 -----

HAST	12	81.00961704	7.24086000	68.04123711	91.66666667	2.09025624	972.11540448	52.43005356	8.938
TIDSFB	12	44.77272727	4.09146002	39.27272727	52.90909091	1.18110277	537.27272727	16.74004508	9.138

----- TIDSGRUP=13 -----

HAST	3	79.05470342	19.96723427	56.89655172	95.65217391	11.52808808	237.16411025	398.69044435	25.257
TIDSFB	3	47.81818182	13.60724163	37.63636364	63.27272727	7.85614462	143.45454545	185.15702479	28.456

STRÆKNINGSHAST VEJ 411 MOD VIBORG
ONS 19 8 81 KL. 1245 - 1400 KM 48.15 - 47.05

14:34 MONDAY, MARCH 29, 1982 97
4118134702

GENNEMSNITSMAL FOR ALLE BILER I TIDSGRUPPER
TIDSGRUP=1

VARIABLE	N	MEAN	STANDARD DEVIATION	MINIMUM VALUE	MAXIMUM VALUE	STD ERROR OF MEAN	SUM	VARIANCE	C.V.
HAST	16	74.29664199	4.55214034	68.04123711	86.84210526	1.13803508	1188.7462718	20.72198164	6.127
TIDSFB	16	48.61363636	2.78039179	41.45454545	52.90909091	0.69509795	777.8181818	7.73057851	5.719
----- TIDSGRUP=2 -----									
HAST	12	75.81812864	4.49941769	68.04123711	83.54430380	1.29887001	909.81754365	20.24475957	5.934
TIDSFB	12	47.63636364	2.84220632	43.09090909	52.90909091	0.82047429	571.63636364	8.07813674	5.966
----- TIDSGRUP=3 -----									
HAST	19	81.67244325	9.67499415	69.47368421	104.76190476	2.21959588	1551.7764217	93.60551173	11.846
TIDSFB	19	44.64114833	5.04611186	34.36363636	51.81818182	1.15765746	848.1818182	25.46324489	11.304
----- TIDSGRUP=4 -----									
HAST	16	80.21320791	9.53800885	57.89473684	95.65217391	2.38450221	1283.4113265	90.97361279	11.891
TIDSFB	16	45.54545455	6.04774393	37.63636364	62.18181818	1.51193598	728.7272727	36.57520661	13.278
----- TIDSGRUP=5 -----									
HAST	14	79.41914396	10.03921651	62.85714286	101.53846154	2.68309347	1111.8680155	100.78586815	12.641
TIDSFB	14	45.97402597	5.56432974	35.45454545	57.27272727	1.48712968	643.6363636	30.96176551	12.103
----- TIDSGRUP=6 -----									
HAST	11	77.13946086	5.28566426	70.21276596	88.00000000	1.59368774	848.53406943	27.93824672	6.852
TIDSFB	11	46.85950413	3.07061887	40.90909091	51.27272727	0.92582642	515.45454545	9.42870023	6.553
----- TIDSGRUP=7 -----									
HAST	20	77.62935298	7.41826781	62.85714286	90.41095890	1.65877511	1552.5870597	55.03069736	9.556
TIDSFB	20	46.80000000	4.72410641	39.81818182	57.27272727	1.05634231	936.0000000	22.31718138	10.094
----- TIDSGRUP=8 -----									
HAST	10	81.31705345	5.66781576	74.15730337	94.28571429	1.79232072	813.17053445	32.12413551	6.970
TIDSFB	10	44.45454545	2.93454771	38.18181818	48.54545455	0.92798547	444.54545455	8.61157025	6.601
----- TIDSGRUP=9 -----									
HAST	15	77.96416355	7.62210546	62.85714286	90.41095890	1.96801917	1169.4624533	58.09649171	9.776
TIDSFB	15	46.61818182	4.88246749	39.81818182	57.27272727	1.26064768	699.2727273	23.83848878	10.473
----- TIDSGRUP=10 -----									
HAST	8	83.55992857	9.49949873	70.96774194	100.00000000	3.35857999	668.47942854	90.24047621	11.368
TIDSFB	8	43.56818182	4.90854975	36.00000000	50.72727273	1.73543441	348.54545455	24.09386068	11.266

STRÆKNINGSHAST VEJ 411 MOD VIBORG 14:34 MONDAY, MARCH 29, 1982 98
 ONS 19 8 81 KL. 1245 - 1400 KM 48.15 - 47.05 . 4118134702

GENNEMSNITSMAL FOR ALLE BILER I TIDSGRUPPER
 TIDSGRUP=11

VARIABLE	N	MEAN	STANDARD DEVIATION	MINIMUM VALUE	MAXIMUM VALUE	STD ERROR OF MEAN	SUM	VARIANCE	C.V.
HAST	21	80.32936508	7.75658969	68.75000000	100.00000000	1.69262664	1686.9166667	60.16468360	9.656
TIDSFB	21	45.19480519	4.15149935	36.00000000	52.36363636	0.90593143	949.0909091	17.23494687	9.186

TIDSGRUP=12

HAST	16	79.34540048	8.84878893	64.07766990	91.66666667	2.21219723	1269.5264077	78.30106561	11.152
TIDSFB	16	45.92045455	5.28544704	39.27272727	56.18181818	1.32136176	734.7272727	27.93595041	11.510

TIDSGRUP=13

HAST	6	74.62933775	15.54726626	56.89655172	95.65217391	6.34714487	447.77602652	241.71748804	20.833
TIDSFB	6	50.09090909	10.77416561	37.63636364	63.27272727	4.39853469	300.54545455	116.08264463	21.509

STRÆKNINGSHAST VEJ 411 MOD VIBORG
 ONS 19 8 81 KL. 1245 - 1400 KM 48.15 - 47.05 . 4118134702 14:34 MONDAY, MARCH 29, 1982 99

GENNEMSNITSMAL FOR BILER FORDELT EFTER TYPE
 TYPE=1

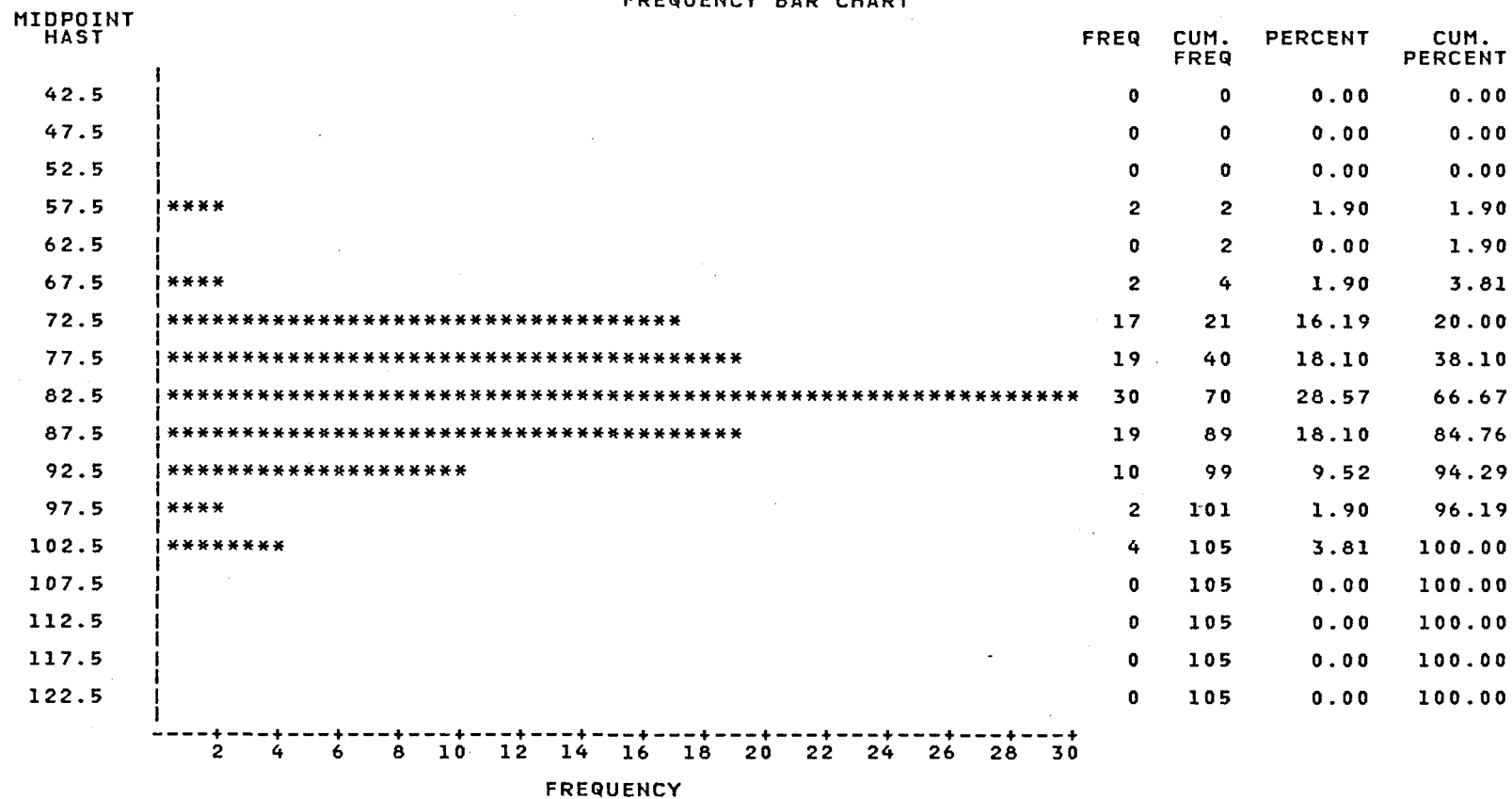
VARIABLE	N	MEAN	STANDARD DEVIATION	MINIMUM VALUE	MAXIMUM VALUE	STD ERROR OF MEAN	SUM	VARIANCE	C.V.
HAST	105	82.05615053	8.11372453	56.89655172	104.76190476	0.79181844	8615.8958058	65.83252568	9.888
TIDSFB	105	44.31688312	4.61582098	34.36363636	63.27272727	0.45045800	4653.2727273	21.30580329	10.415
----- TYPE=2 -----									
HAST	68	75.28271886	5.37910932	62.85714286	94.28571429	0.65231282	5119.2248824	28.93481708	7.145
TIDSFB	68	48.04812834	3.26829455	38.18181818	57.27272727	0.39633893	3267.2727273	10.68174925	6.802
----- TYPE=5 -----									
HAST	11	69.72286703	9.94503764	57.39130435	90.41095890	2.99854167	766.95153738	98.90377356	14.264
TIDSFB	11	52.51239669	6.83927316	39.81818182	62.72727273	2.06211845	577.63636364	46.77565740	13.024

STRÆKNINGSHAST VEJ 411 MOD VIBORG
ONS 19 8 81 KL. 1245 - 1400 KM 48.15 - 47.05

14:34 MONDAY, MARCH 29, 1982 100
. 4118134702

HASTIGHEDSFORDELING FOR PERSONBILER

FREQUENCY BAR CHART



STRÆKNINGSHAST VEJ 411 MOD VIBORG
ONS 19 8 81 KL. 1245 - 1400 KM 48.15 - 47.05

14:34 MONDAY, MARCH 29, 1982 101
. 4118134702

HASTIGHEDSFORDELING FOR LASTBILER

FREQUENCY BAR CHART

MIDPOINT
HAST

		FREQ	CUM. FREQ	PERCENT	CUM. PERCENT
42.5		0	0	0.00	0.00
47.5		0	0	0.00	0.00
52.5		0	0	0.00	0.00
57.5		0	0	0.00	0.00
62.5	**	1	1	1.47	1.47
67.5	*****	6	7	8.82	10.29
72.5	*****	29	36	42.65	52.94
77.5	*****	22	58	32.35	85.29
82.5	*****	7	65	10.29	95.59
87.5	**	1	66	1.47	97.06
92.5	****	2	68	2.94	100.00
97.5		0	68	0.00	100.00
102.5		0	68	0.00	100.00

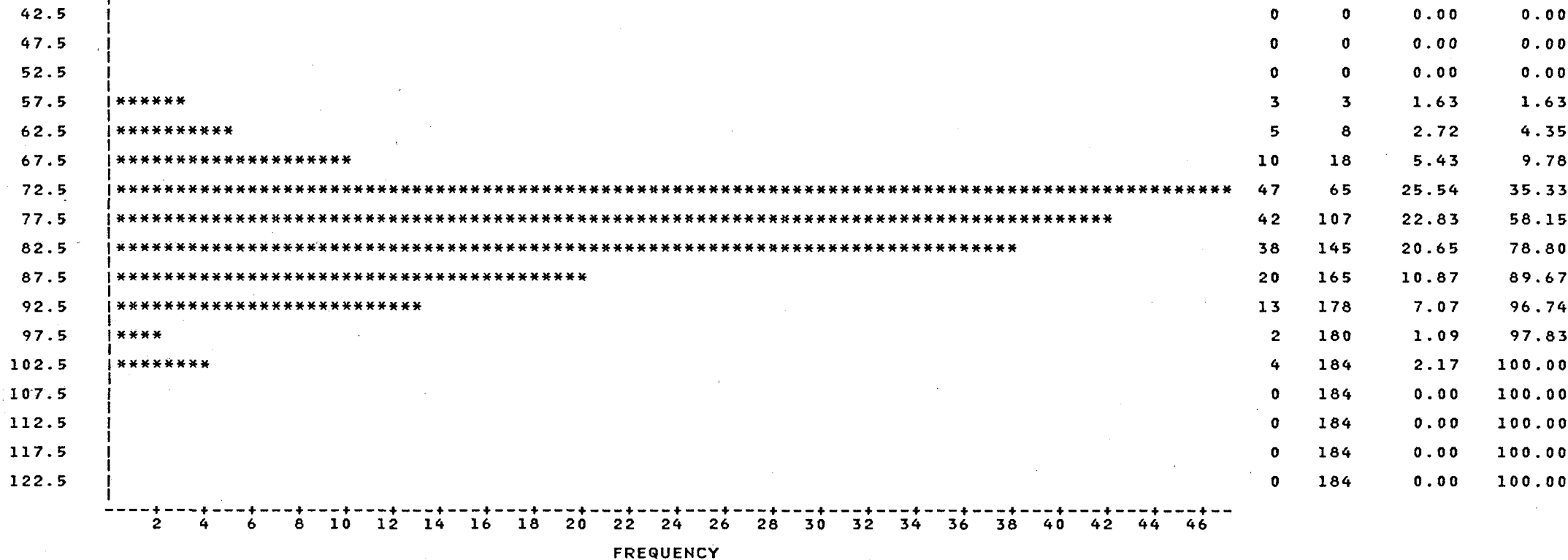
2 4 6 8 10 12 14 16 18 20 22 24 26 28

FREQUENCY

STRÆKNINGSHAST VEJ 411 MOD VIBORG
ONS 19 8 81 KL. 1245 - 1400 KM 48.15 - 47.0514:34 MONDAY, MARCH 29, 1982 102
. 4118134702

HASTIGHEDSFORDELING FOR ALLE BILTYPER

FREQUENCY BAR CHART

MIDPOINT
HAST

STRÆKNINGSHAST VEJ 411 MOD VIBORG
ONS 19 8 81 KL. 1245 - 1400 KM 48.15 - 47.05

4118134702 14:34 MONDAY, MARCH 29, 1982 103

HASTIGHEDSFORDELING FOR ALLE BILTYPER

TABLE OF TYPE BY HAST

TYPE	HAST					
FREQUENCY PERCENT ROW PCT COL PCT	6	7	8	9	10	TOTAL
1	2 1.09 1.90 25.00	19 10.33 18.10 33.33	49 26.63 46.67 61.25	29 15.76 27.62 87.88	6 3.26 5.71 100.00	105 57.07
2	1 0.54 1.47 12.50	35 19.02 51.47 61.40	29 15.76 42.65 36.25	3 1.63 4.41 9.09	0 0.00 0.00 0.00	68 36.96
5	5 2.72 45.45 62.50	3 1.63 27.27 5.26	2 1.09 18.18 2.50	1 0.54 9.09 3.03	0 0.00 0.00 0.00	11 5.98
TOTAL	8 4.35	57 30.98	80 43.48	33 17.93	6 3.26	184 100.00

STRÆKNINGSHAST VEJ 411 MOD VIBORG
ONS 19 8 81 KL. 1245 - 1400 KM 48.15 - 47.05

14:34 MONDAY, MARCH 29, 1982 89 . 4118134702

SORTERET LISTE - ALLE BILTYPER - I TIDSGRUPPER

TIDSGRUP=1

OBS	TYPE	STARTTID	HAST	TIDSFB
1	2	20.16	79.5181	45.2727
2	2	20.77	70.9677	50.7273
3	1	20.79	70.9677	50.7273
4	2	21.13	74.1573	48.5455
5	1	21.36	86.8421	41.4545
6	2	21.45	76.7442	46.9091
7	2	22.57	79.5181	45.2727
8	2	23.22	68.0412	52.9091
9	2	24.01	72.5275	49.6364
10	2	24.31	70.9677	50.7273
11	1	24.44	70.9677	50.7273
12	1	25.04	72.5275	49.6364
13	1	25.06	72.5275	49.6364
14	2	25.12	74.1573	48.5455
15	2	26.80	74.1573	48.5455
16	1	26.82	74.1573	48.5455

TIDSGRUP=2

OBS	TYPE	STARTTID	HAST	TIDSFB
17	1	27.07	73.3333	49.0909
18	3	27.08	72.5275	49.6364
19	2	27.64	68.0412	52.9091
20	2	28.31	72.5275	49.6364
21	2	28.46	76.7442	46.9091
22	5	28.50	77.6471	46.3636
23	2	31.80	83.5443	43.0909
24	2	32.02	70.9677	50.7273
25	2	32.20	80.4878	44.7273
26	1	32.21	80.4878	44.7273
27	2	32.31	75.8621	47.4545
28	2	32.36	77.6471	46.3636

TIDSGRUP=3

OBS	TYPE	STARTTID	HAST	TIDSFB
29	2	33.23	77.647	46.3636
30	1	33.77	91.667	39.2727
31	3	33.81	89.189	40.3636
32	2	33.90	75.000	48.0000
33	2	34.22	72.527	49.6364
34	3	34.40	82.500	43.6364
35	3	34.94	91.667	39.2727
36	1	35.30	86.842	41.4545
37	5	35.36	69.474	51.8182

STRÆKNINGSHAST VEJ 3 MOD KASTRUP 11:31 MONDAY, FEBRUARY 15, 1982 35
ONS 1 4 81 KL. 1630 - 1700 KM 44.6 - 45.7 38114502

SORTERET LISTE - ALLE BILTYPER - I TIDSGRUPPER

----- TIDSGRUP=3 -----

OBS	TYPE	STARTTID	HAST	TIDSF8
480	1	17.28	82.500	43.6364
481	1	17.31	94.286	38.1818
482	1	17.46	88.000	40.9091
483	1	17.50	98.507	36.5455
484	1	17.59	79.518	45.2727
485	1	17.60	92.958	38.7273
486	1	17.61	95.652	37.6364
487	1	17.68	100.000	36.0000
488	1	17.68	83.544	43.0909
489	1	17.81	98.507	36.5455
490	2	17.83	73.333	49.0909
491	1	17.86	106.452	33.8182
492	1	17.86	88.000	40.9091
493	1	17.90	111.864	32.1818
494	1	17.91	80.488	44.7273
495	1	18.01	84.615	42.5455
496	1	18.04	85.714	42.0000
497	1	18.11	89.189	40.3636
498	1	18.16	79.518	45.2727
499	1	18.21	81.481	44.1818
500	1	18.25	91.667	39.2727
501	2	18.30	83.544	43.0909
502	1	18.38	73.333	49.0909
503	1	18.40	95.652	37.6364
504	1	18.41	84.615	42.5455
505	1	18.41	74.157	48.5455
506	1	18.51	103.125	34.9091
507	1	18.53	98.507	36.5455
508	1	18.64	86.842	41.4545

STRÆKNINGSHAST VEJ 411 MOD VIBORG
ONS 19 8 81 KL. 1245 - 1400 KM 48.15 - 47.0514:34 MONDAY, MARCH 29, 1982 90
. 4118134702

SORTERET LISTE - ALLE BILTYPER - I TIDSGRUPPER

----- TIDSGRUP=3 -----

OBS	TYPE	STARTTID	HAST	TIDSFB
38	1	35.40	89.189	40.3636
39	1	35.60	91.667	39.2727
40	1	36.68	84.615	42.5455
41	2	37.47	74.157	48.5455
42	2	38.31	70.968	50.7273
43	2	38.50	71.739	50.1818
44	1	38.54	104.762	34.3636
45	2	38.55	72.527	49.6364
46	1	38.59	74.157	48.5455
47	1	38.87	81.481	44.1818

----- TIDSGRUP=4 -----

OBS	TYPE	STARTTID	HAST	TIDSFB
48	1	39.03	85.7143	42.0000
49	3	39.07	86.8421	41.4545
50	2	40.25	68.7500	52.3636
51	3	40.71	76.7442	46.9091
52	2	40.75	75.8621	47.4545
53	1	41.18	90.4110	39.8182
54	1	41.27	95.6522	37.6364
55	2	42.01	80.4878	44.7273
56	2	42.07	81.4815	44.1818
57	1	42.30	78.5714	45.8182
58	1	42.60	57.8947	62.1818
59	3	42.65	89.1892	40.3636
60	1	43.98	83.5443	43.0909
61	2	44.52	71.7391	50.1818
62	2	44.75	88.0000	40.9091
63	3	44.85	72.5275	49.6364

----- TIDSGRUP=5 -----

OBS	TYPE	STARTTID	HAST	TIDSFB
64	3	45.27	101.538	35.4545
65	2	45.46	75.862	47.4545
66	2	45.68	75.000	48.0000
67	3	45.70	74.157	48.5455
68	3	46.89	86.842	41.4545
69	1	47.48	94.286	38.1818
70	2	47.56	74.157	48.5455
71	2	47.80	73.333	49.0909
72	5	48.35	62.857	57.2727
73	1	48.75	81.481	44.1818
74	2	48.93	69.474	51.8182

STRÆKNINGSHAST VEJ 411 MOD VIBORG
ONS 19 8 81 KL. 1245 - 1400 KM 48.15 - 47.0514:34 MONDAY, MARCH 29, 1982 91
. 4118134702

SORTERET LISTE - ALLE BILTYPER - I TIDSGRUPPER

----- TIDSGRUP=5 -----

OBS	TYPE	STARTTID	HAST	TIDSFB
75	3	49.31	79.5181	45.2727
76	1	50.15	85.7143	42.0000
77	2	50.95	77.6471	46.3636

----- TIDSGRUP=6 -----

OBS	TYPE	STARTTID	HAST	TIDSFB
78	1	51.13	84.6154	42.5455
79	2	52.04	73.3333	49.0909
80	5	52.05	70.2128	51.2727
81	1	52.78	88.0000	40.9091
82	1	53.14	75.8621	47.4545
83	1	53.18	75.8621	47.4545
84	1	54.28	71.7391	50.1818
85	2	54.37	76.7442	46.9091
86	2	55.35	79.5181	45.2727
87	2	55.62	77.6471	46.3636
88	2	56.39	75.0000	48.0000

----- TIDSGRUP=7 -----

OBS	TYPE	STARTTID	HAST	TIDSFB
89	1	57.36	88.0000	40.9091
90	1	57.59	76.7442	46.9091
91	1	57.86	78.5714	45.8182
92	2	58.49	75.0000	48.0000
93	1	58.65	80.4878	44.7273
94	3	58.84	72.5275	49.6364
95	3	59.00	84.6154	42.5455
96	1	59.54	82.5000	43.6364
97	1	59.63	90.4110	39.8182
98	2	59.70	62.8571	57.2727
99	2	60.02	74.1573	48.5455
100	5	60.66	62.8571	57.2727
101	3	61.09	72.5275	49.6364
102	1	61.44	85.7143	42.0000
103	2	61.50	72.5275	49.6364
104	1	61.52	80.4878	44.7273
105	1	61.90	82.5000	43.6364
106	2	62.59	82.5000	43.6364
107	2	62.82	71.7391	50.1818
108	3	62.84	75.8621	47.4545

STRÆKNINGSHAST VEJ 411 MOD VIBORG
ONS 19 8 81 KL. 1245 - 1400 KM 48.15 - 47.05

4118134702 14:34 MONDAY, MARCH 29, 1982 92

SORTERET LISTE - ALLE BILTYPER - I TIDSGRUPPER

----- TIDSGRUP=8 -----

OBS	TYPE	STARTTID	HAST	TIDSFB
109	1	63.21	82.5000	43.6364
110	2	63.44	94.2857	38.1818
111	1	64.80	79.5181	45.2727
112	1	65.60	76.7442	46.9091
113	2	66.01	74.1573	48.5455
114	1	66.19	82.5000	43.6364
115	1	66.22	80.4878	44.7273
116	2	66.82	75.8621	47.4545
117	5	67.76	82.5000	43.6364
118	1	67.84	84.6154	42.5455

----- TIDSGRUP=9 -----

OBS	TYPE	STARTTID	HAST	TIDSFB
119	1	69.83	85.7143	42.0000
120	1	69.99	83.5443	43.0909
121	1	70.11	80.4878	44.7273
122	2	70.17	66.0000	54.5455
123	5	70.72	90.4110	39.8182
124	5	70.76	62.8571	57.2727
125	1	71.30	78.5714	45.8182
126	1	71.64	69.4737	51.8182
127	1	72.22	82.5000	43.6364
128	2	73.36	70.9677	50.7273
129	1	73.64	76.7442	46.9091
130	1	73.65	79.5181	45.2727
131	2	73.72	77.6471	46.3636
132	1	74.48	81.4815	44.1818
133	2	74.77	83.5443	43.0909

----- TIDSGRUP=10 -----

OBS	TYPE	STARTTID	HAST	TIDSFB
134	2	76.13	70.968	50.7273
135	1	77.19	86.842	41.4545
136	1	77.72	88.000	40.9091
137	1	78.54	100.000	36.0000
138	2	78.76	73.333	49.0909
139	2	79.24	77.647	46.3636
140	1	79.42	82.500	43.6364
141	1	80.16	89.189	40.3636

STRÆKNINGSHAST VEJ 411 MOD VIBORG
ONS 19 8 81 KL. 1245 - 1400 KM 48.15 - 47.0514:34 MONDAY, MARCH 29, 1982 93
. 4118134702

SORTERET LISTE - ALLE BILTYPER - I TIDSGRUPPER

----- TIDSGRUP=11 -----

OBS	TYPE	STARTTID	HAST	TIDSFB
142	2	81.24	78.571	45.8182
143	1	81.56	82.500	43.6364
144	2	81.79	74.157	48.5455
145	1	81.96	90.411	39.8182
146	3	82.03	80.488	44.7273
147	1	82.29	74.157	48.5455
148	1	82.35	76.744	46.9091
149	1	82.41	81.481	44.1818
150	3	83.30	100.000	36.0000
151	1	83.32	91.667	39.2727
152	1	83.63	84.615	42.5455
153	1	83.98	88.000	40.9091
154	1	84.34	73.333	49.0909
155	2	85.59	72.527	49.6364
156	2	85.62	70.213	51.2727
157	1	85.72	78.571	45.8182
158	1	85.74	78.571	45.8182
159	2	85.97	68.750	52.3636
160	1	86.40	86.842	41.4545
161	2	86.80	76.744	46.9091
162	1	86.83	78.571	45.8182

----- TIDSGRUP=12 -----

OBS	TYPE	STARTTID	HAST	TIDSFB
163	1	88.02	80.4878	44.7273
164	2	88.68	75.0000	48.0000
165	1	89.14	79.5181	45.2727
166	5	89.31	66.6667	54.0000
167	5	89.35	64.0777	56.1818
168	3	89.88	91.6667	39.2727
169	3	89.90	91.6667	39.2727
170	3	90.40	79.5181	45.2727
171	1	90.96	88.0000	40.9091
172	1	91.16	82.5000	43.6364
173	1	91.25	72.5275	49.6364
174	1	91.29	74.1573	48.5455
175	1	91.61	83.5443	43.0909
176	2	92.14	91.6667	39.2727
177	1	92.78	68.0412	52.9091
178	3	92.99	80.4878	44.7273

STRÆKNINGSHAST VEJ 411 MOD VIBORG 14:34 MONDAY, MARCH 29, 1982 94
ONS 19 8 81 KL. 1245 - 1400 KM 48.15 - 47.05 . 4118134702

SORTERET LISTE - ALLE BILTYPER - I TIDSGRUPPER

----- TIDSGRUP=13 -----

OBS	TYPE	STARTTID	HAST	TIDSFB
179	1	93.05	84.6154	42.5455
180	2	93.21	81.4815	44.1818
181	1	93.74	95.6522	37.6364
182	5	94.34	57.3913	62.7273
183	1	94.36	56.8966	63.2727
184	2	95.07	71.7391	50.1818

STRÆKNINGSHAST VEJ 527 MOD HILLERØD
TIR 4 8 81 KL. 1350 - 1525 KM 30.26 - 31.98

20 5278113001 13:35 MONDAY, MARCH 15, 1982 6

GENNEMSNITSMAL FOR PERSONBILER I TIDSGRUPPER
TIDSGRUP=1

VARIABLE	N	MEAN	STANDARD DEVIATION	MINIMUM VALUE	MAXIMUM VALUE	STD ERROR OF MEAN	SUM	VARIANCE	C.V.
HAST	24	75.44129946	4.21465552	68.80000000	83.22580645	0.86031296	1810.5911871	17.76332116	5.587
TIDSFB	24	47.86337209	2.69616003	43.25581395	52.32558140	0.55035136	1148.7209302	7.26927893	5.633
----- TIDSGRUP=2 -----									
HAST	20	78.58858601	6.38852556	64.09937888	92.14285714	1.42851774	1571.7717202	40.81325883	8.129
TIDSFB	20	46.09883721	3.79487327	39.06976744	56.16279070	0.84855946	921.9767442	14.40106316	8.232
----- TIDSGRUP=3 -----									
HAST	22	80.98804395	7.47442816	70.20408163	104.24242424	1.59355344	1781.7369669	55.86707637	9.229
TIDSFB	22	44.77801268	3.74402940	34.53488372	51.27906977	0.79822975	985.1162791	14.01775618	8.361
----- TIDSGRUP=4 -----									
HAST	31	79.27564027	5.21410274	64.90566038	88.96551724	0.93648050	2457.5448483	27.18686741	6.577
TIDSFB	31	45.60765191	3.10310615	40.46511628	55.46511628	0.55733432	1413.8372093	9.62926778	6.804
----- TIDSGRUP=5 -----									
HAST	28	79.69734726	5.94204950	68.80000000	92.14285714	1.12294180	2231.5257233	35.30795221	7.456
TIDSFB	28	45.41112957	3.35675954	39.06976744	52.32558140	0.63436793	1271.5116279	11.26783461	7.392
----- TIDSGRUP=6 -----									
HAST	30	81.75980684	5.80336529	74.78260870	98.28571429	1.05954469	2452.7942053	33.67904867	7.098
TIDSFB	30	44.23255814	2.94206569	36.62790698	48.13953488	0.53714525	1326.9767442	8.65575055	6.651
----- TIDSGRUP=7 -----									
HAST	23	79.03278461	5.46595615	73.19148936	95.55555556	1.13973064	1817.7540460	29.87667666	6.916
TIDSFB	23	45.74317492	2.91915823	37.67441860	49.18604651	0.60868657	1052.0930233	8.52148475	6.382
----- TIDSGRUP=8 -----									
HAST	16	84.16012162	4.53934246	79.38461538	96.44859813	1.13483562	1346.5619460	20.60563000	5.394
TIDSFB	16	42.88517442	2.17091030	37.32558140	45.34883721	0.54272758	686.1627907	4.71285154	5.062

STRÆKNINGSHAST VEJ 527 MOD HILLERØD
TIR 4 8 81 KL. 1350 - 1525 KM 30.26 - 31.98

20 5278113001 13:35 MONDAY, MARCH 15, 1982 7

GENNEMSNITSMAL FOR ALLE BILER I TIDSGRUPPER
TIDSGRUP=1

VARIABLE	N	MEAN	STANDARD DEVIATION	MINIMUM VALUE	MAXIMUM VALUE	STD ERROR OF MEAN	SUM	VARIANCE	C.V.
HAST	25	75.29031415	4.19441258	68.80000000	83.22580645	0.83888252	1882.2578537	17.59309689	5.571
TIDSFB	25	47.95813953	2.68158796	43.25581395	52.32558140	0.53631759	1198.9534884	7.19091401	5.592
----- TIDSGRUP=2 -----									
HAST	21	78.65579620	6.23437706	64.09937888	92.14285714	1.36045261	1651.7717202	38.86745729	7.926
TIDSFB	21	46.04651163	3.70654924	39.06976744	56.16279070	0.80883536	966.9767442	13.73850730	8.050
----- TIDSGRUP=3 -----									
HAST	22	80.98804395	7.47442816	70.20408163	104.24242424	1.59355344	1781.7369669	55.86707637	9.229
TIDSFB	22	44.77801268	3.74402940	34.53488372	51.27906977	0.79822975	985.1162791	14.01775618	8.361
----- TIDSGRUP=4 -----									
HAST	32	79.16960004	5.16427116	64.90566038	88.96551724	0.91292279	2533.4272012	26.66969665	6.523
TIDSFB	32	45.66497093	3.06981779	40.46511628	55.46511628	0.54267224	1461.2790698	9.42378127	6.722
----- TIDSGRUP=5 -----									
HAST	29	79.77346501	5.84935700	68.80000000	92.14285714	1.08619833	2313.4304853	34.21497735	7.332
TIDSFB	29	45.36086608	3.30736724	39.06976744	52.32558140	0.61416268	1315.4651163	10.93867808	7.291
----- TIDSGRUP=6 -----									
HAST	31	81.70303888	5.71457036	74.78260870	98.28571429	1.02636713	2532.7942053	32.65631436	6.994
TIDSFB	31	44.25731433	2.89589787	36.62790698	48.13953488	0.52011861	1371.9767442	8.38622446	6.543
----- TIDSGRUP=7 -----									
HAST	23	79.03278461	5.46595615	73.19148936	95.55555556	1.13973064	1817.7540460	29.87667666	6.916
TIDSFB	23	45.74317492	2.91915823	37.67441860	49.18604651	0.60868657	1052.0930233	8.52148475	6.382
----- TIDSGRUP=8 -----									
HAST	17	83.36746338	5.47713416	70.68493151	96.44859813	1.32840016	1417.2468775	29.99899863	6.570
TIDSFB	17	43.35841313	2.86801870	37.32558140	50.93023256	0.69559671	737.0930233	8.22553129	6.615

STRÆKNINGSHAST VEJ 527 MOD HILLERØD
TIR 4 8 81 KL. 1350 - 1525 KM 30.26 - 31.98

20 5278113001

13:35 MONDAY, MARCH 15, 1982

8

GENNEMSNITSMAL FOR BILER FORDELT EFTER TYPE
TYPE=1

VARIABLE	N	MEAN	STANDARD DEVIATION	MINIMUM VALUE	MAXIMUM VALUE	STD ERROR OF MEAN	SUM	VARIANCE	C.V.
HAST	194	79.74371465	6.03388546	64.09937888	104.24242424	0.43320773	15470.280643	36.40777369	7.567
TIDSFB	194	45.39379046	3.33571678	34.53488372	56.16279070	0.23949051	8806.395349	11.12700642	7.348

----- TYPE=2 -----

HAST	6	76.68978550	4.71281149	70.68493151	81.90476190	1.92399723	460.13871302	22.21059212	6.145
TIDSFB	6	47.09302326	2.94349160	43.95348837	50.93023256	1.20167541	282.55813953	8.66414278	6.250


STRÆKNINGSHAST VEJ 527 MOD HILLERØD
TIR 4 8 81 KL. 1350 - 1525 KM 30.26 - 31.98 20 5278113001 13:35 MONDAY, MARCH 15, 1982 9

HASTIGHEDSFORDELING FOR PERSONBILER

FREQUENCY BAR CHART

MIDPOINT
HAST

42.5
47.5
52.5
57.5
62.5
67.5
72.5
77.5
82.5
87.5
92.5
97.5
102.5
107.5
112.5
117.5
122.5

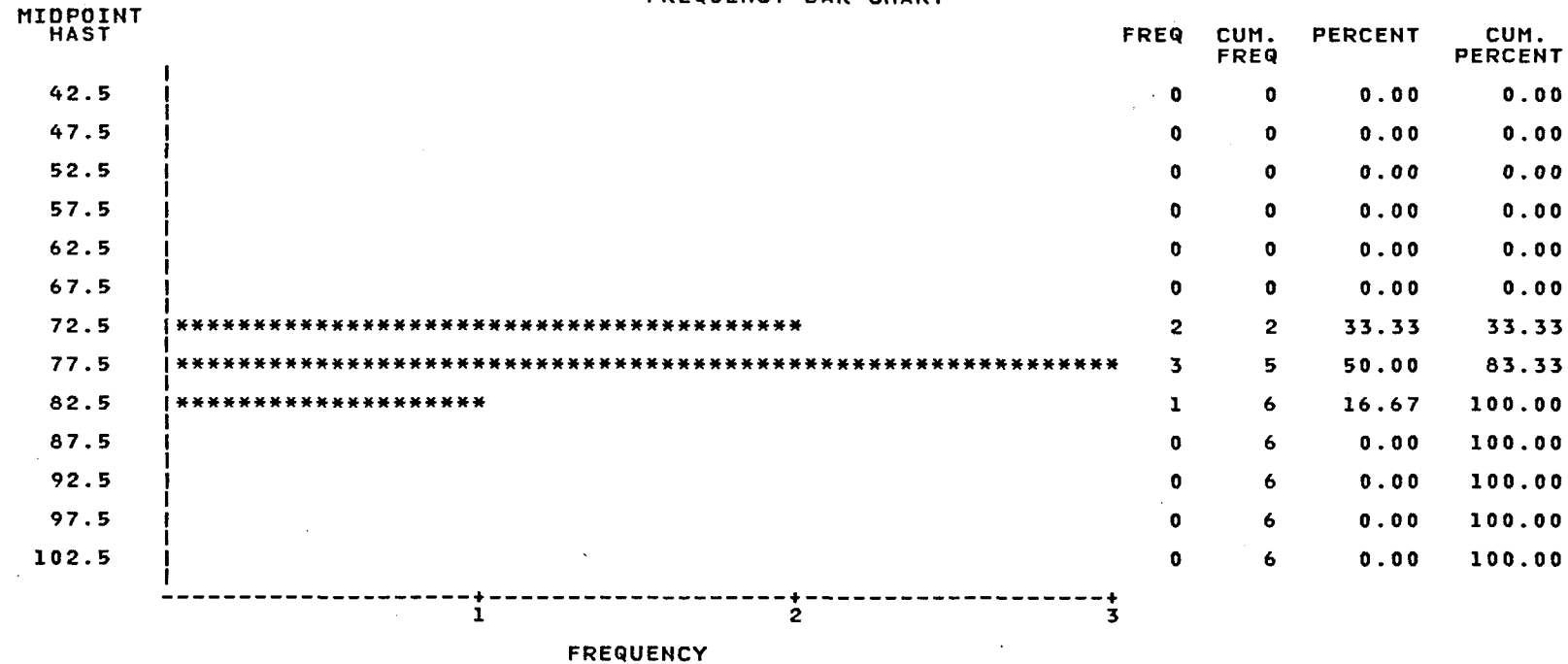


FREQUENCY

STRÆKNINGSHAST VEJ 527 MOD HILLERØD
TIR 4 8 81 KL. 1350 - 1525 KM 30.26 - 31.98 20 5278113001 13:35 MONDAY, MARCH 15, 1982 10

HASTIGHEDSFORDELING FOR LASTBILER

FREQUENCY BAR CHART



STRÆKNINGSFAST VEJ 3 MOD KASTRUP
TOR 14 5 81 KL. 1500 - 1530 KM 44.6 - 45.7

11:31 MONDAY, FEBRUARY 15, 1982 62
38114503

GENNEMSNITSMAL FOR BILER FORDELT EFTER TYPE
TYPE=1

VARIABLE	N	MEAN	STANDARD DEVIATION	MINIMUM VALUE	MAXIMUM VALUE	STD ERROR OF MEAN	SUM	VARIANCE	C.V.
HAST	685	91.14747360	9.41534387	62.85714286	129.41176471	0.35974180	62436.019416	88.64870010	10.330
TIDSFB	685	39.94080956	4.35592311	27.81818182	57.27272727	0.16643127	27359.454545	18.97406616	10.906

TYPE=2

HAST	70	75.84888237	5.91198218	61.68224299	90.41095890	0.70661702	5309.4217657	34.95153326	7.794
TIDSFB	70	47.75064935	3.76837728	39.81818182	58.36363636	0.45040723	3342.5454545	14.20066732	7.892

TYPE=5

HAST	8	77.13012642	9.13814157	64.07766990	91.66666667	3.23082093	617.04101134	83.50563129	11.848
TIDSFB	8	47.25000000	5.58496675	39.27272727	56.18181818	1.97458393	378.00000000	31.19185360	11.820

TYPE=6

HAST	7	79.31562839	8.28498385	68.04123711	90.41095890	3.13142955	555.20939874	68.64095731	10.446
TIDSFB	7	45.81818182	4.81732411	39.81818182	52.90909091	1.82077737	320.72727273	23.20661157	10.514

STRÆKNINGSHAST VEJ 527 MOD HILLERØD
TIR 4 8 81 KL. 1350 - 1525 KM 30.26 - 31.98

20 5278113001

13:35 MONDAY, MARCH 15, 1982 11

HASTIGHEDSFORDELING FOR ALLE BILTYPER

FREQUENCY BAR CHART

MIDPOINT
HAST

FREQ	CUM. FREQ	PERCENT	CUM. PERCENT
0	0	0.00	0.00
0	0	0.00	0.00
0	0	0.00	0.00
0	0	0.00	0.00
2	2	1.00	1.00
5	7	2.50	3.50
30	37	15.00	18.50
81	118	40.50	59.00
52	170	26.00	85.00
18	188	9.00	94.00
8	196	4.00	98.00
3	199	1.50	99.50
1	200	0.50	100.00
0	200	0.00	100.00
0	200	0.00	100.00
0	200	0.00	100.00
0	200	0.00	100.00

42.5
47.5
52.5
57.5
62.5
67.5
72.5
77.5
82.5
87.5
92.5
97.5
102.5
107.5
112.5
117.5
122.5

**

*

5 10 15 20 25 30 35 40 45 50 55 60 65 70 75 80

FREQUENCY

STRÆKNINGSHAST VEJ 527 MOD HILLERØD
TIR 4 8 81 KL. 1350 - 1525 KM 30.26 - 31.98

20 5278113001 13:35 MONDAY, MARCH 15, 1982 12

HASTIGHEDSFORDELING FOR ALLE BILTYPER

TABLE OF TYPE BY HAST

TYPE	HAST					
FREQUENCY						
PERCENT						
ROW PCT						
COL PCT						
	6	7	8	9	10	TOTAL
1	2	33	129	26	4	194
	1.00	16.50	64.50	13.00	2.00	97.00
	1.03	17.01	66.49	13.40	2.06	
	100.00	94.29	96.99	100.00	100.00	
2	0	2	4	0	0	6
	0.00	1.00	2.00	0.00	0.00	3.00
	0.00	33.33	66.67	0.00	0.00	
	0.00	5.71	3.01	0.00	0.00	
TOTAL	2	35	133	26	4	200
	1.00	17.50	66.50	13.00	2.00	100.00

STRÆKNINGSHAST VEJ 527 MOD HILLERØD
TIR 4 8 81 KL. 1350 - 1525 KM 30.26 - 31.98

20 5278113001 13:35 MONDAY, MARCH 15, 1982

1

SORTERET LISTE - ALLE BILTYPER - I TIDSGRUPPER

----- TIDSGRUP=1 -----

OBS	TYPE	STARTTID	HAST	TIDSFB
1	1	14.48	77.0149	46.7442
2	1	14.57	78.1818	46.0465
3	1	15.01	77.5940	46.3953
4	1	15.27	77.5940	46.3953
5	1	15.40	80.0000	45.0000
6	1	15.42	80.0000	45.0000
7	1	15.48	81.9048	43.9535
8	1	15.51	83.2258	43.2558
9	3	15.89	78.7786	45.6977
10	1	16.27	72.1678	49.8837
11	1	16.77	75.8824	47.4419
12	1	16.78	75.3285	47.7907
13	2	17.01	71.6667	50.2326
14	1	17.02	71.1724	50.5814
15	1	17.05	70.6849	50.9302
16	1	17.10	72.6761	49.5349
17	3	17.15	68.8000	52.3256
18	1	17.21	69.2617	51.9767
19	1	17.22	69.2617	51.9767
20	1	17.24	69.7297	51.6279
21	1	17.67	74.2446	48.4884
22	1	18.17	74.2446	48.4884
23	1	18.21	75.8824	47.4419
24	1	19.15	78.1818	46.0465
25	1	19.17	78.7786	45.6977

----- TIDSGRUP=2 -----

OBS	TYPE	STARTTID	HAST	TIDSFB
26	1	20.20	79.3846	45.3488
27	1	20.50	89.7391	40.1163
28	1	20.97	64.0994	56.1628
29	2	21.04	80.0000	45.0000
30	1	21.13	80.0000	45.0000
31	1	21.15	73.1915	49.1860
32	3	21.23	74.2446	48.4884
33	1	21.61	82.5600	43.6047
34	1	22.54	80.0000	45.0000
35	3	23.18	86.7227	41.5116
36	1	23.32	77.5940	46.3953
37	1	23.43	75.3285	47.7907
38	1	23.46	73.7143	48.8372
39	1	23.84	92.1429	39.0698
40	1	24.35	77.0149	46.7442
41	1	24.39	76.4444	47.0930
42	1	24.78	81.9048	43.9535
43	1	25.02	81.9048	43.9535

STRÆKNINGSHAST VEJ 527 MOD HILLERØD
TIR 4 8 81 KL. 1350 - 1525 KM 30.26 - 31.98

20 5278113001

13:35 MONDAY, MARCH 15, 1982

2

SORTERET LISTE - ALLE BILTYPER - I TIDSGRUPPER

----- TIDSGRUP=2 -----

OBS	TYPE	STARTTID	HAST	TIDSFB
44	1	25.26	77.0149	46.7442
45	1	25.40	77.5940	46.3953
46	1	25.57	71.1724	50.5814

----- TIDSGRUP=3 -----

OBS	TYPE	STARTTID	HAST	TIDSFB
47	1	26.54	83.902	42.9070
48	1	26.55	84.590	42.5581
49	1	26.73	80.625	44.6512
50	1	26.98	104.242	34.5349
51	1	27.20	75.328	47.7907
52	1	27.49	77.594	46.3953
53	1	27.76	76.444	47.0930
54	1	27.77	93.818	38.3721
55	1	27.89	77.015	46.7442
56	1	28.06	84.590	42.5581
57	1	28.25	86.723	41.5116
58	1	28.28	87.458	41.1628
59	1	29.19	76.444	47.0930
60	1	29.20	79.385	45.3488
61	1	29.26	72.168	49.8837
62	1	29.84	74.245	48.4884
63	1	30.86	80.000	45.0000
64	1	30.89	80.625	44.6512
65	1	30.91	78.779	45.6977
66	1	30.93	78.779	45.6977
67	1	31.10	70.204	51.2791
68	1	31.46	78.779	45.6977

----- TIDSGRUP=4 -----

OBS	TYPE	STARTTID	HAST	TIDSFB
69	1	32.23	82.5600	43.6047
70	1	32.45	64.9057	55.4651
71	1	32.74	77.0149	46.7442
72	1	32.81	79.3846	45.3488
73	1	32.81	77.0149	46.7442
74	1	32.93	81.9048	43.9535
75	1	33.60	77.5940	46.3953
76	1	33.61	77.0149	46.7442
77	1	34.25	75.8824	47.4419
78	1	34.25	74.7826	48.1395
79	1	34.33	72.1678	49.8837
80	1	34.50	73.1915	49.1860

STRÆKNINGSHAST VEJ 527 MOD HILLERØD
TIR 4 8 81 KL. 1350 - 1525 KM 30.26 - 31.98

20 5278113001 13:35 MONDAY, MARCH 15, 1982

3

SORTERET LISTE - ALLE BILTYPER - I TIDSGRUPPER

----- TIDSGRUP=4 -----

OBS	TYPE	STARTTID	HAST	TIDSFB
81	1	34.88	75.8824	47.4419
82	1	35.03	76.4444	47.0930
83	1	35.05	75.3285	47.7907
84	1	35.10	76.4444	47.0930
85	1	35.14	77.0149	46.7442
86	1	35.19	78.1818	46.0465
87	1	35.23	79.3846	45.3488
88	1	35.27	77.5940	46.3953
89	3	35.60	86.7227	41.5116
90	1	36.10	82.5600	43.6047
91	1	36.50	84.5902	42.5581
92	1	36.52	85.2893	42.2093
93	1	36.53	84.5902	42.5581
94	1	37.10	84.5902	42.5581
95	1	37.18	88.9655	40.4651
96	1	37.20	86.7227	41.5116
97	1	37.26	75.3285	47.7907
98	2	37.31	75.8824	47.4419
99	1	37.47	83.9024	42.9070
100	1	37.72	84.5902	42.5581

----- TIDSGRUP=5 -----

OBS	TYPE	STARTTID	HAST	TIDSFB
101	1	38.34	75.8824	47.4419
102	1	38.35	74.2446	48.4884
103	1	38.65	91.3274	39.4186
104	1	38.65	83.9024	42.9070
105	1	38.70	84.5902	42.5581
106	1	38.79	90.5263	39.7674
107	1	39.15	76.4444	47.0930
108	1	39.19	77.0149	46.7442
109	1	39.25	79.3846	45.3488
110	1	39.27	78.7786	45.6977
111	1	39.31	79.3846	45.3488
112	1	39.45	74.7826	48.1395
113	3	39.55	71.6667	50.2326
114	1	39.61	71.6667	50.2326
115	1	41.22	70.2041	51.2791
116	1	41.73	68.8000	52.3256
117	1	42.00	86.0000	41.8605
118	1	42.02	77.5940	46.3953
119	1	42.07	78.1818	46.0465
120	1	42.10	78.1818	46.0465
121	1	42.38	80.0000	45.0000
122	2	42.81	81.9048	43.9535
123	1	42.85	82.5600	43.6047

STRÆKNINGSHAST VEJ 527 MOD HILLERØD
TIR 4 8 81 KL. 1350 - 1525 KM 30.26 - 31.98

20 5278113001 13:35 MONDAY, MARCH 15, 1982

4

SORTERET LISTE - ALLE BILTYPER - I TIDSGRUPPER

----- TIDSGRUP=5 -----

OBS	TYPE	STARTTID	HAST	TIDSFB
124	1	42.87	82.5600	43.6047
125	1	42.92	81.2598	44.3023
126	1	42.95	82.5600	43.6047
127	1	42.97	80.6250	44.6512
128	1	43.24	92.1429	39.0698
129	1	43.39	81.2598	44.3023

----- TIDSGRUP=6 -----

OBS	TYPE	STARTTID	HAST	TIDSFB
130	1	44.33	98.2857	36.6279
131	1	44.67	78.7786	45.6977
132	1	44.71	78.1818	46.0465
133	1	44.72	78.1818	46.0465
134	3	44.74	78.7786	45.6977
135	1	44.76	75.8824	47.4419
136	1	44.78	80.6250	44.6512
137	1	44.79	80.6250	44.6512
138	1	44.81	80.6250	44.6512
139	1	44.86	80.0000	45.0000
140	2	44.89	80.0000	45.0000
141	1	44.94	77.5940	46.3953
142	1	44.95	82.5600	43.6047
143	1	45.00	88.2051	40.8140
144	1	45.09	94.6789	38.0233
145	1	45.27	81.2598	44.3023
146	1	45.30	81.2598	44.3023
147	1	45.33	80.6250	44.6512
148	1	45.75	90.5263	39.7674
149	1	45.75	83.9024	42.9070
150	1	46.37	88.2051	40.8140
151	1	46.46	87.4576	41.1628
152	1	48.13	80.0000	45.0000
153	1	48.30	81.2598	44.3023
154	1	48.46	83.9024	42.9070
155	1	48.54	85.2893	42.2093
156	1	49.05	75.3285	47.7907
157	1	49.06	75.3285	47.7907
158	1	49.50	75.8824	47.4419
159	1	49.53	74.7826	48.1395
160	1	49.56	74.7826	48.1395

STRÆKNINGSHAST VEJ 527 MOD HILLERØD
TIR 4 8 81 KL. 1350 - 1525 KM 30.26 - 31.98

20 5278113001 13:35 MONDAY, MARCH 15, 1982

SORTERET LISTE - ALLE BILTYPER - I TIDSGRUPPER

----- TIDSGRUP=7 -----

OBS	TYPE	STARTTID	HAST	TIDSFB
161	1	50.29	73.1915	49.1860
162	1	50.41	77.5940	46.3953
163	1	50.72	74.7826	48.1395
164	1	50.75	73.7143	48.8372
165	1	51.13	95.5556	37.6744
166	1	51.33	73.1915	49.1860
167	1	51.48	75.8824	47.4419
168	3	51.50	73.7143	48.8372
169	1	51.59	77.0149	46.7442
170	3	51.72	83.9024	42.9070
171	1	52.50	84.5902	42.5581
172	1	53.45	76.4444	47.0930
173	1	53.84	80.6250	44.6512
174	1	53.97	86.0000	41.8605
175	1	54.00	83.2258	43.2558
176	1	54.31	77.5940	46.3953
177	1	54.36	77.0149	46.7442
178	1	54.42	77.5940	46.3953
179	1	54.45	77.5940	46.3953
180	1	55.01	78.1818	46.0465
181	1	55.13	87.4576	41.1628
182	1	55.60	76.4444	47.0930
183	1	55.78	76.4444	47.0930

----- TIDSGRUP=8 -----

OBS	TYPE	STARTTID	HAST	TIDSFB
184	1	56.05	80.6250	44.6512
185	1	56.11	81.2598	44.3023
186	1	56.37	81.9048	43.9535
187	1	56.61	81.2598	44.3023
188	1	56.69	81.9048	43.9535
189	2	57.23	70.6849	50.9302
190	1	57.25	85.2893	42.2093
191	1	57.28	86.7227	41.5116
192	1	57.32	79.3846	45.3488
193	1	57.42	84.5902	42.5581
194	1	57.49	83.2258	43.2558
195	1	57.70	96.4486	37.3256
196	1	57.94	88.2051	40.8140
197	1	57.99	80.0000	45.0000
198	1	58.12	80.6250	44.6512
199	1	58.13	84.5902	42.5581
200	1	58.83	90.5263	39.7674

STRÆKNINGSHAST VEJ 527 MOD HILLERØD
ONS 5 8 81 KL. 1005 - 1050 KM 30.26 - 31.98

20 5278113002 13:35 MONDAY, MARCH 15, 1982 18

GENNEMSNITSMAL FOR PERSONBILER I TIDSGRUPPER
TIDSGRUP=1

VARIABLE	N	MEAN	STANDARD DEVIATION	MINIMUM VALUE	MAXIMUM VALUE	STD ERROR OF MEAN	SUM	VARIANCE	C.V.
HAST	31	81.71725021	7.71747972	71.66666667	103.20000000	1.38610028	2533.2347566	59.55949325	9.444
TIDSFB	31	44.39234809	3.71580433	34.88372093	50.23255814	0.66737816	1376.1627907	13.80720180	8.370
----- TIDSGRUP=2 -----									
HAST	36	82.26024800	4.58016228	70.20408163	94.67889908	0.76336038	2961.3689278	20.97788654	5.568
TIDSFB	36	43.89534884	2.44612821	38.02325581	51.27906977	0.40768804	1580.2325581	5.98354323	5.573
----- TIDSGRUP=3 -----									
HAST	29	80.75625418	4.64238569	74.24460432	96.44859813	0.86206938	2341.9313713	21.55174489	5.749
TIDSFB	29	44.71130714	2.40070135	37.32558140	48.48837209	0.44579905	1296.6279070	5.76336696	5.369
----- TIDSGRUP=4 -----									
HAST	33	82.47913506	7.92400421	74.78260870	105.30612245	1.37939208	2721.8114569	62.78984279	9.607
TIDSFB	33	43.99577167	3.75785843	34.18604651	48.13953488	0.65415919	1451.8604651	14.12149995	8.541
----- TIDSGRUP=5 -----									
HAST	34	80.54768110	6.29513405	62.92682927	90.52631579	1.07960658	2738.6211574	39.62871266	7.815
TIDSFB	34	44.97948016	3.79123057	39.76744186	57.20930233	0.65019068	1529.3023256	14.37342920	8.429

STRÆKNINGSHAST VEJ 527 MOD HILLERØD
ONS 5 8 81 KL. 1005 - 1050 KM 30.26 - 31.98

20 5278113002

13:35 MONDAY, MARCH 15, 1982 19

GENNEMSNITSMAL FOR ALLE BILER I TIDSGRUPPER
TIDSGRUP=1

VARIABLE	N	MEAN	STANDARD DEVIATION	MINIMUM VALUE	MAXIMUM VALUE	STD ERROR OF MEAN	SUM	VARIANCE	C.V.
HAST	35	80.76479475	7.84192280	69.26174497	103.20000000	1.32552688	2826.7678164	61.49575325	9.710
TIDSFB	35	44.94019934	3.91155961	34.88372093	51.97674419	0.66117425	1572.9069767	15.30029859	8.704
----- TIDSGRUP=2 -----									
HAST	38	81.86751491	4.77061941	70.20408163	94.67889908	0.77389666	3110.9655665	22.75880954	5.827
TIDSFB	38	44.11872705	2.57076929	38.02325581	51.27906977	0.41703385	1676.5116279	6.60885473	5.827
----- TIDSGRUP=3 -----									
HAST	32	80.71299663	5.33052427	69.72972973	96.44859813	0.94231246	2582.8158922	28.41448898	6.604
TIDSFB	32	44.78197674	2.82112538	37.32558140	51.62790698	0.49870922	1433.0232558	7.95874841	6.300
----- TIDSGRUP=4 -----									
HAST	36	82.44161214	7.63528951	74.78260870	105.30612245	1.27254825	2967.8980370	58.29764598	9.261
TIDSFB	36	43.99224806	3.62788568	34.18604651	48.13953488	0.60464761	1583.7209302	13.16155451	8.247
----- TIDSGRUP=5 -----									
HAST	36	80.30457083	6.19986263	62.92682927	90.52631579	1.03331044	2890.9645499	38.43829661	7.720
TIDSFB	36	45.10658915	3.72159203	39.76744186	57.20930233	0.62026534	1623.8372093	13.85024724	8.251

STRÆKNINGSHAST VEJ 527 MOD HILLERØD
ONS 5 8 81 KL. 1005 - 1050 KM 30.26 - 31.98

20 5278113002 13:35 MONDAY, MARCH 15, 1982 20

GENNEMSNITSMAL FOR BILER FORDELT EFTER TYPE
TYPE=1

VARIABLE	N	MEAN	STANDARD DEVIATION	MINIMUM VALUE	MAXIMUM VALUE	STD ERROR OF MEAN	SUM	VARIANCE	C.V.
HAST	163	81.57648877	6.35440582	62.92682927	105.30612245	0.49771548	13296.967670	40.37847330	7.790
TIDSFB	163	44.38150949	3.27726887	34.18604651	57.20930233	0.25669551	7234.186047	10.74049128	7.384
----- TYPE=2 -----									
HAST	11	76.76482020	4.79177013	69.26174497	86.00000000	1.44477305	844.41302216	22.96106098	6.242
TIDSFB	11	47.06131078	2.91213074	41.86046512	51.97674419	0.87804045	517.67441860	8.48050543	6.188
----- TYPE=5 -----									
HAST	3	79.34372329	12.13069662	69.72972973	92.97297297	7.00366096	238.03116986	147.15380047	15.289
TIDSFB	3	46.04651163	6.62790698	38.72093023	51.62790698	3.82662388	138.13953488	43.92915089	14.394

STRÆKNINGSHAST VEJ 3 MOD KASTRUP
TOR 14 5 81 KL. 1500 - 1530 KM 44.6 - 45.7

38114503

11:31 MONDAY, FEBRUARY 15, 1982

63

HASTIGHEDSFORDELING FOR PERSONBILER

FREQUENCY BAR CHART

MIDPOINT
HAST

42.5

47.5

52.5

57.5

62.5

67.5

72.5

77.5

82.5

87.5

92.5

97.5

102.5

107.5

112.5

117.5

122.5

FREQ	CUM. FREQ	PERCENT	CUM. PERCENT
0	0	0.00	0.00
0	0	0.00	0.00
0	0	0.00	0.00
0	0	0.00	0.00
2	2	0.29	0.29
6	8	0.88	1.17
26	34	3.80	4.96
65	99	9.49	14.45
75	174	10.95	25.40
94	268	13.72	39.12
159	427	23.21	62.34
134	561	19.56	81.90
98	659	14.31	96.20
17	676	2.48	98.69
6	682	0.88	99.56
2	684	0.29	99.85
1	685	0.15	100.00

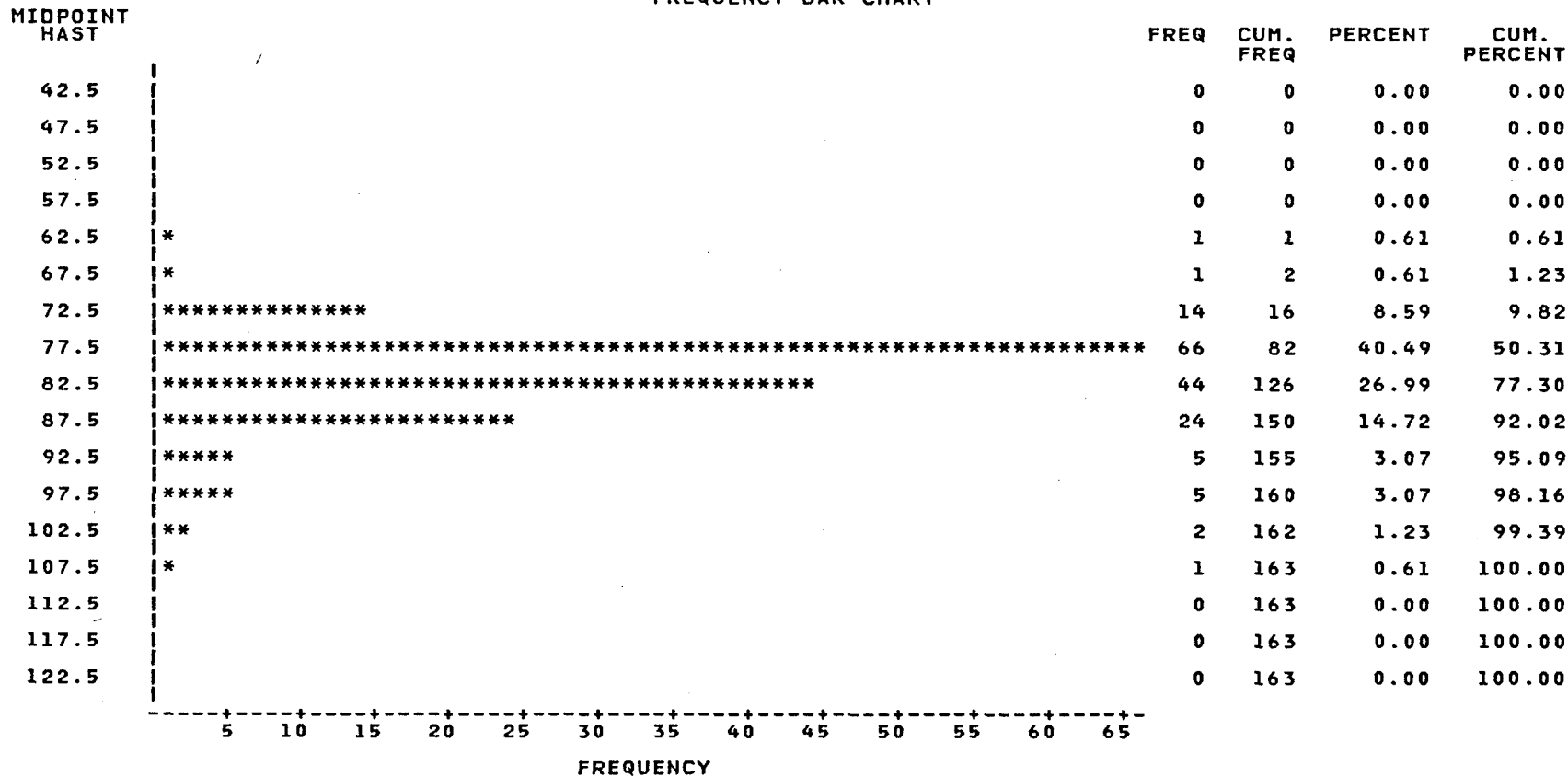
10 20 30 40 50 60 70 80 90 100 110 120 130 140 150 160

FREQUENCY

STRÆKNINGSHAST VEJ 527 MOD HILLERØD
ONS 5 8 81 KL. 1005 - 1050 KM 30.26 - 31.98 20 5278113002 13:35 MONDAY, MARCH 15, 1982 21

HASTIGHEDSFORDELING FOR PERSONBILER

FREQUENCY BAR CHART



STRÆKNINGSHAST VEJ 527 MOD HILLERØD
ONS 5 8 81 KL. 1005 - 1050 KM 30.26 - 31.98

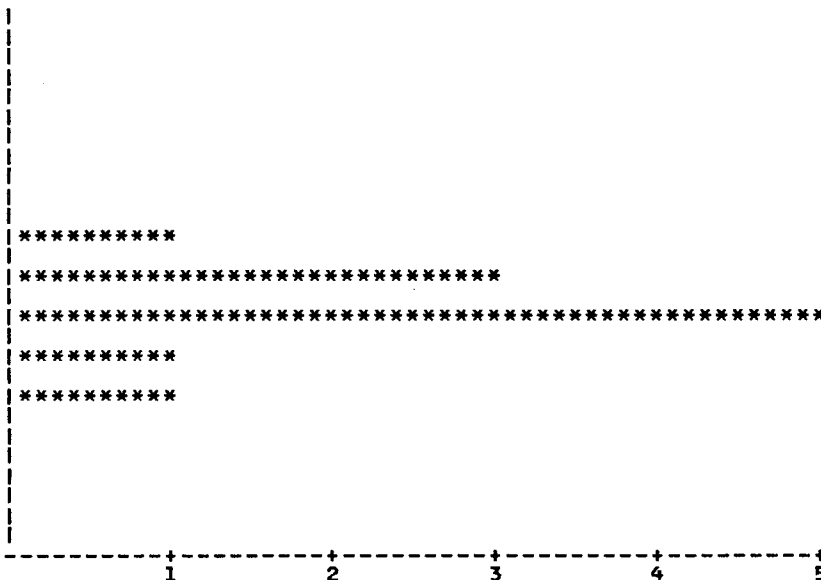
20 5278113002 13:35 MONDAY, MARCH 15, 1982 22

HASTIGHEDSFORDELING FOR LASTBILER

FREQUENCY BAR CHART

MIDPOINT
HAST

42.5
47.5
52.5
57.5
62.5
67.5
72.5
77.5
82.5
87.5
92.5
97.5
102.5



FREQUENCY

STRÆKNINGSHAST VEJ 527 MOD HILLERØD
ONS 5 8 81 KL. 1005 - 1050 KM 30.26 - 31.98

20 5278113002

13:35 MONDAY, MARCH 15, 1982 23

HASTIGHEDSFORDELING FOR ALLE BILTYPER

FREQUENCY BAR CHART

MIDPOINT
HAST

42.5

47.5

52.5

57.5

62.5

67.5

72.5

77.5

82.5

87.5

92.5

97.5

102.5

107.5

112.5

117.5

122.5

*

**

*

FREQ	CUM. FREQ	PERCENT	CUM. PERCENT
0	0	0.00	0.00
0	0	0.00	0.00
0	0	0.00	0.00
0	0	0.00	0.00
1	1	0.56	0.56
3	4	1.69	2.26
17	21	9.60	11.86
72	93	40.68	52.54
45	138	25.42	77.97
25	163	14.12	92.09
6	169	3.39	95.48
5	174	2.82	98.31
2	176	1.13	99.44
1	177	0.56	100.00
0	177	0.00	100.00
0	177	0.00	100.00
0	177	0.00	100.00

5 10 15 20 25 30 35 40 45 50 55 60 65 70

FREQUENCY

STRÆKNINGSHAST VEJ 527 MOD HILLERØD
ONS 5 8 81 KL. 1005 - 1050 KM 30.26 - 31.98

20 5278113002 13:35 MONDAY, MARCH 15, 1982 24

HASTIGHEDSFORDELING FOR ALLE BILTYPER

TABLE OF TYPE BY HAST

TYPE	HAST						TOTAL
FREQUENCY PERCENT ROW PCT COL PCT	6	7	8	9	10	11	
1	1 0.56 0.61 100.00	15 8.47 9.20 75.00	110 62.15 67.48 94.02	29 16.38 17.79 93.55	7 3.95 4.29 100.00	1 0.56 0.61 100.00	163 92.09
2	0 0.00 0.00 0.00	4 2.26 36.36 20.00	6 3.39 54.55 5.13	1 0.56 9.09 3.23	0 0.00 0.00 0.00	0 0.00 0.00 0.00	11 6.21
5	0 0.00 0.00 0.00	1 0.56 33.33 5.00	1 0.56 33.33 0.85	1 0.56 33.33 3.23	0 0.00 0.00 0.00	0 0.00 0.00 0.00	3 1.69
TOTAL	1 0.56	20 11.30	117 66.10	31 17.51	7 3.95	1 0.56	177 100.00

STRÆKNINGSHAST VEJ 527 MOD HILLERØD
ONS 5 8 81 KL. 1005 - 1050 KM 30.26 - 31.98

20 5278113002

13:35 MONDAY, MARCH 15, 1982 13

SORTERET LISTE - ALLE BILTYPER - I TIDSGRUPPER

----- TIDSGRUP=1 -----

OBS	TYPE	STARTTID	HAST	TIDSFB
1	1	14.28	79.385	45.3488
2	1	14.60	80.000	45.0000
3	2	14.68	73.714	48.8372
4	2	14.88	69.262	51.9767
5	2	14.94	71.172	50.5814
6	1	14.97	71.667	50.2326
7	1	15.43	77.015	46.7442
8	1	15.61	73.714	48.8372
9	1	16.06	103.200	34.8837
10	1	16.18	85.289	42.2093
11	1	16.23	86.723	41.5116
12	1	16.26	83.226	43.2558
13	1	16.50	98.286	36.6279
14	1	16.53	98.286	36.6279
15	1	16.55	98.286	36.6279
16	1	16.62	81.260	44.3023
17	1	16.86	79.385	45.3488
18	3	16.88	80.000	45.0000
19	2	17.78	79.385	45.3488
20	1	17.98	79.385	45.3488
21	3	18.02	79.385	45.3488
22	1	18.05	79.385	45.3488
23	1	18.06	78.779	45.6977
24	1	18.07	78.182	46.0465
25	1	18.43	74.245	48.4884
26	1	18.47	75.882	47.4419
27	1	18.63	77.594	46.3953
28	1	18.81	77.594	46.3953
29	1	18.95	86.000	41.8605
30	1	19.00	80.000	45.0000
31	1	19.02	77.594	46.3953
32	1	19.08	80.000	45.0000
33	1	19.09	79.385	45.3488
34	1	19.53	75.328	47.7907
35	1	19.65	78.779	45.6977

----- TIDSGRUP=2 -----

OBS	TYPE	STARTTID	HAST	TIDSFB
36	2	20.11	73.7143	48.8372
37	1	20.24	79.3846	45.3488
38	1	20.27	80.0000	45.0000
39	1	20.29	80.0000	45.0000
40	3	20.31	80.6250	44.6512
41	1	20.37	80.6250	44.6512
42	1	20.50	88.2051	40.8140
43	1	21.21	87.4576	41.1628

STRÆKNINGSHAST VEJ 527 MOD HILLERØD
ONS 5 8 81 KL. 1005 - 1050 KM 30.26 - 31.98

20 5278113002 13:35 MONDAY, MARCH 15, 1982 14

SORTERET LISTE - ALLE BILTYPER - I TIDSGRUPPER

TIDSGRUP=2

OBS	TYPE	STARTTID	HAST	TIDSFB
44	1	21.33	81.9048	43.9535
45	1	21.35	82.5600	43.6047
46	1	21.67	83.9024	42.9070
47	1	21.97	80.0000	45.0000
48	1	22.00	80.6250	44.6512
49	1	22.05	80.0000	45.0000
50	1	22.48	83.2258	43.2558
51	1	22.49	81.9048	43.9535
52	1	22.50	81.9048	43.9535
53	1	22.55	80.6250	44.6512
54	1	22.57	81.2598	44.3023
55	1	22.61	81.9048	43.9535
56	1	22.78	85.2893	42.2093
57	1	22.96	85.2893	42.2093
58	1	23.14	86.7227	41.5116
59	1	23.27	86.0000	41.8605
60	1	23.33	94.6789	38.0233
61	1	23.81	77.0149	46.7442
62	2	23.98	75.8824	47.4419
63	1	24.01	75.8824	47.4419
64	1	24.26	77.0149	46.7442
65	1	24.34	81.2598	44.3023
66	1	24.48	76.4444	47.0930
67	1	25.04	70.2041	51.2791
68	1	25.06	86.0000	41.8605
69	1	25.36	86.7227	41.5116
70	1	25.37	86.0000	41.8605
71	1	25.44	78.7786	45.6977
72	1	25.58	80.6250	44.6512
73	1	25.75	91.3274	39.4186

TIDSGRUP=3

OBS	TYPE	STARTTID	HAST	TIDSFB
74	1	26.39	78.7786	45.6977
75	1	26.66	87.4576	41.1628
76	1	27.01	81.9048	43.9535
77	5	27.50	69.7297	51.6279
78	1	27.62	74.7826	48.1395
79	1	27.75	80.6250	44.6512
80	1	27.83	80.6250	44.6512
81	1	27.85	81.2598	44.3023
82	1	27.95	74.7826	48.1395
83	1	27.96	74.2446	48.4884
84	2	28.81	78.1818	46.0465
85	1	28.86	79.3846	45.3488
86	1	28.88	80.0000	45.0000

STRÆKNINGSHAST VEJ 527 MOD HILLERØD
ONS 5 8 81 KL. 1005 - 1050 KM 30.26 - 31.98

20 5278113002 13:35 MONDAY, MARCH 15, 1982 15

SORTERET LISTE - ALLE BILTYPER - I TIDSGRUPPER

TIDSGRUP=3

OBS	TYPE	STARTTID	HAST	TIDSFB
87	1	28.92	80.6250	44.6512
88	1	28.97	83.2258	43.2558
89	1	29.10	80.6250	44.6512
90	1	29.13	80.0000	45.0000
91	1	29.16	78.7786	45.6977
92	1	29.28	84.5902	42.5581
93	1	29.59	96.4486	37.3256
94	1	30.00	76.4444	47.0930
95	1	30.01	76.4444	47.0930
96	1	30.08	78.1818	46.0465
97	1	30.55	79.3846	45.3488
98	1	30.73	80.0000	45.0000
99	5	31.22	92.9730	38.7209
100	1	31.34	83.9024	42.9070
101	1	31.48	80.0000	45.0000
102	1	31.49	89.7391	40.1163
103	1	31.66	78.7786	45.6977
104	1	31.70	77.0149	46.7442
105	1	31.84	83.9024	42.9070

TIDSGRUP=4

OBS	TYPE	STARTTID	HAST	TIDSFB
106	1	32.08	99.231	36.2791
107	1	32.16	85.289	42.2093
108	1	32.91	80.625	44.6512
109	1	32.95	82.560	43.6047
110	1	33.20	102.178	35.2326
111	1	33.24	105.306	34.1860
112	1	33.47	79.385	45.3488
113	1	33.59	83.902	42.9070
114	1	33.65	86.723	41.5116
115	1	33.90	80.000	45.0000
116	2	33.98	78.182	46.0465
117	1	34.00	78.779	45.6977
118	1	34.01	77.015	46.7442
119	1	34.09	75.328	47.7907
120	1	34.10	75.328	47.7907
121	1	34.14	75.882	47.4419
122	1	34.16	75.882	47.4419
123	1	34.30	83.226	43.2558
124	2	34.83	81.905	43.9535
125	1	35.07	83.902	42.9070
126	1	35.12	75.328	47.7907
127	1	35.16	75.328	47.7907
128	1	35.38	81.260	44.3023
129	1	35.72	77.594	46.3953

STRÆKNINGSHAST VEJ 527 MOD HILLERØD
ONS 5 8 81 KL. 1005 - 1050 KM 30.26 - 31.98

20 5278113002 13:35 MONDAY, MARCH 15, 1982 16

SORTERET LISTE - ALLE BILTYPER - I TIDSGRUPPER

----- TIDSGRUP=4 -----

OBS	TYPE	STARTTID	HAST	TIDSFB
130	1	35.77	78.1818	46.0465
131	1	36.21	94.6789	38.0233
132	1	36.50	78.7786	45.6977
133	1	36.55	77.5940	46.3953
134	1	36.57	78.1818	46.0465
135	1	36.59	78.1818	46.0465
136	1	36.61	78.1818	46.0465
137	1	36.81	86.0000	41.8605
138	1	37.18	87.4576	41.1628
139	2	37.44	86.0000	41.8605
140	1	37.75	89.7391	40.1163
141	1	37.96	74.7826	48.1395

----- TIDSGRUP=5 -----

OBS	TYPE	STARTTID	HAST	TIDSFB
142	1	38.21	79.3846	45.3488
143	1	38.34	89.7391	40.1163
144	1	38.47	79.3846	45.3488
145	1	38.57	85.2893	42.2093
146	1	38.68	77.0149	46.7442
147	1	38.81	80.0000	45.0000
148	1	39.10	82.5600	43.6047
149	1	39.28	84.5902	42.5581
150	1	40.00	81.2598	44.3023
151	1	40.10	89.7391	40.1163
152	1	40.10	86.7227	41.5116
153	1	40.28	83.2258	43.2558
154	1	40.36	82.5600	43.6047
155	1	40.40	80.6250	44.6512
156	1	40.42	74.7826	48.1395
157	1	40.62	86.7227	41.5116
158	1	40.69	81.2598	44.3023
159	1	40.83	90.5263	39.7674
160	2	41.26	77.0149	46.7442
161	1	41.28	82.5600	43.6047
162	1	41.38	77.5940	46.3953
163	1	41.69	79.3846	45.3488
164	1	41.73	80.0000	45.0000
165	1	41.91	62.9268	57.2093
166	1	42.04	66.5806	54.0698
167	1	42.24	73.1915	49.1860
168	1	42.55	74.7826	48.1395
169	1	42.68	73.7143	48.8372
170	1	42.70	74.2446	48.4884
171	1	42.73	74.7826	48.1395
172	1	42.95	84.5902	42.5581

STRÆKNINGSHAST VEJ 527 MOD HILLERØD
ONS 5 8 81 KL. 1005 - 1050 KM 30.26 - 31.98

20 5278113002 13:35 MONDAY, MARCH 15, 1982 17

SORTERET LISTE - ALLE BILTYPER - I TIDSGRUPPER

----- TIDSGRUP=5 -----

OBS	TYPE	STARTTID	HAST	TIDSFB
173	1	43.02	81.9048	43.9535
174	5	43.06	75.3285	47.7907
175	1	43.09	83.2258	43.2558
176	1	43.20	83.2258	43.2558
177	1	43.21	90.5263	39.7674

STRÆKNINGSHAST VEJ 527 MOD HILLERØD
ONS 5 8 81 KL. 1510 - 1545 KM 30.26 - 31.98

20 5278113003

13:35 MONDAY, MARCH 15, 1982 34

GENNEMSNITSMAL FOR PERSONBILER I TIDSGRUPPER
TIDSGRUP=1

VARIABLE	N	MEAN	STANDARD DEVIATION	MINIMUM VALUE	MAXIMUM VALUE	STD ERROR OF MEAN	SUM	VARIANCE	C.V.
HAST	20	79.28930848	5.60139237	71.17241379	89.73913043	1.25250941	1585.7861696	31.37559644	7.064
TIDSFB	20	45.61046512	3.09303591	40.11627907	50.58139535	0.69162386	912.2093023	9.56687114	6.781
----- TIDSGRUP=2 -----									
HAST	22	79.30101625	7.02934305	71.66666667	101.17647059	1.49866097	1744.6223574	49.41166376	8.864
TIDSFB	22	45.69767442	3.57856816	35.58139535	50.23255814	0.76295329	1005.3488372	12.80615004	7.831
----- TIDSGRUP=3 -----									
HAST	17	80.83417959	5.88810111	64.90566038	92.97297297	1.42807428	1374.1810531	34.66973474	7.284
TIDSFB	17	44.77428181	3.51431020	38.72093023	55.46511628	0.85234542	761.1627907	12.35037620	7.849
----- TIDSGRUP=4 -----									
HAST	19	80.77918054	5.47500506	65.73248408	87.45762712	1.25605230	1534.8044302	29.97568039	6.778
TIDSFB	19	44.77968176	3.34231140	41.16279070	54.76744186	0.76677882	850.8139535	11.17104552	7.464
----- TIDSGRUP=5 -----									
HAST	22	81.46511284	5.94132917	69.26174497	95.55555556	1.26669564	1792.2324825	35.29939231	7.293
TIDSFB	22	44.41331924	3.21591541	37.67441860	51.97674419	0.68563547	977.0930233	10.34211192	7.241
----- TIDSGRUP=6 -----									
HAST	24	80.47251731	6.27591248	71.66666667	96.44859813	1.28106527	1931.3404154	39.38707751	7.799
TIDSFB	24	44.98546512	3.35458172	37.32558140	50.23255814	0.68475113	1079.6511628	11.25321854	7.457
----- TIDSGRUP=7 -----									
HAST	19	77.05136972	8.60022024	65.31645570	96.44859813	1.97302584	1463.9760247	73.96378812	11.162
TIDSFB	19	47.25826193	5.10486097	37.32558140	55.11627907	1.17113542	897.9069767	26.05960548	10.802
----- TIDSGRUP=8 -----									
HAST	20	80.41400073	5.61581737	72.67605634	101.17647059	1.25573494	1608.2800145	31.53740473	6.984
TIDSFB	20	44.94767442	2.72162452	35.58139535	49.53488372	0.60857374	898.9534884	7.40724004	6.055
----- TIDSGRUP=9 -----									
HAST	28	76.53770319	7.72706791	66.15384615	95.55555556	1.46027857	2143.0556894	59.70757842	10.096
TIDSFB	28	47.46677741	4.46116647	37.67441860	54.41860465	0.84308122	1329.0697674	19.90200623	9.399
----- TIDSGRUP=10 -----									
HAST	31	78.30925519	5.58563653	72.16783217	94.67889908	1.00320994	2427.5869108	31.19933544	7.133
TIDSFB	31	46.18154539	3.05131534	38.02325581	49.88372093	0.54803241	1431.6279070	9.31052531	6.607

STRÆKNINGSHAST VEJ 3 MOD KASTRUP
TOR 14 5 81 KL. 1500 - 1530 KM 44.6 - 45.7

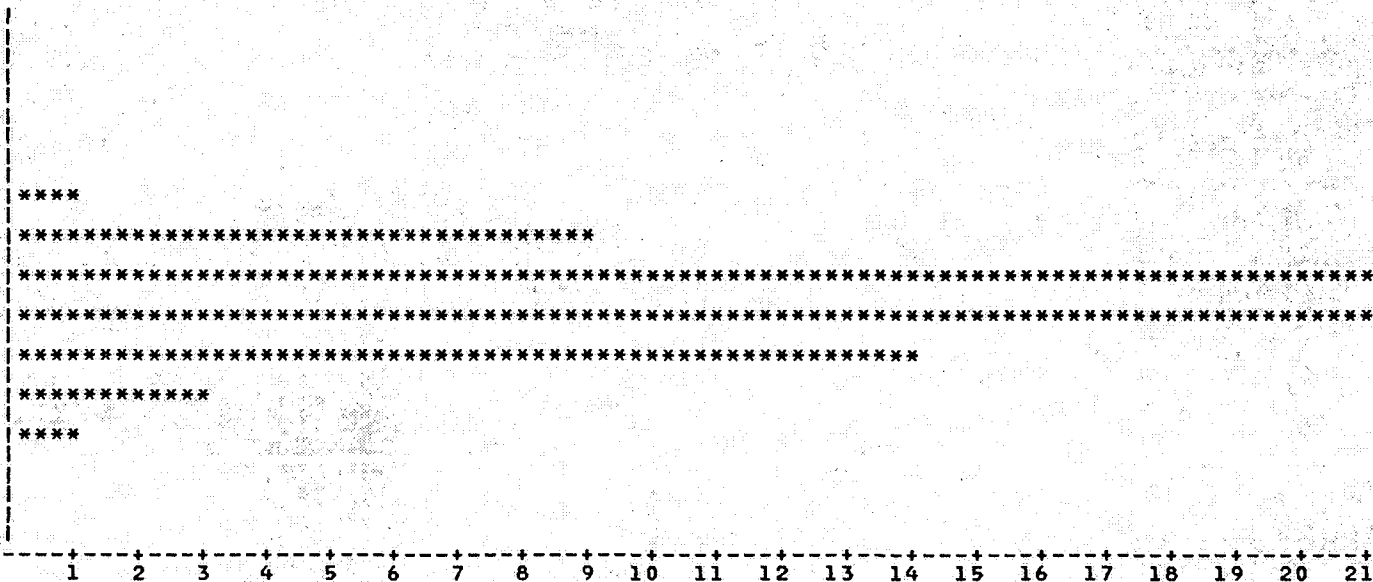
38114503

11:31 MONDAY, FEBRUARY 15, 1982

64

HASTIGHEDSFORDELING FOR LASTBILER

FREQUENCY BAR CHART

MIDPOINT
HAST42.5
47.5
52.5
57.5
62.5
67.5
72.5
77.5
82.5
87.5
92.5
97.5
102.5


FREQUENCY

STRÆKNINGSHAST VEJ 527 MOD HILLERØD
ONS 5 8 81 KL. 1510 - 1545 KM 30.26 - 31.98

20 5278113003 13:35 MONDAY, MARCH 15, 1982 35

GENNEMSNITSMAL FOR PERSONBILER I TIDSGRUPPER
TIDSGRUP=11

VARIABLE	N	MEAN	STANDARD DEVIATION	MINIMUM VALUE	MAXIMUM VALUE	STD ERROR OF MEAN	SUM	VARIANCE	C.V.
HAST	30	80.61621218	5.80060496	73.19148936	100.19417476	1.05904073	2418.4863654	33.64701789	7.195
TIDSFB	30	44.86046512	2.95231682	35.93023256	49.18604651	0.53901684	1345.8139535	8.71617463	6.581
----- TIDSGRUP=12 -----									
HAST	26	79.93728539	5.52362935	72.67605634	99.23076923	1.08327284	2078.3694201	30.51048117	6.910
TIDSFB	26	45.22808587	2.92348444	36.27906977	49.53488372	0.57334247	1175.9302326	8.54676124	6.464
----- TIDSGRUP=13 -----									
HAST	28	81.28722594	7.25465889	71.17241379	102.17821782	1.37100166	2276.0423264	52.63007557	8.925
TIDSFB	28	44.60132890	3.66566798	35.23255814	50.58139535	0.69274613	1248.8372093	13.43712174	8.219



STRÆKNINGSHAST VEJ 527 MOD HILLERØD
ONS 5 8 81 KL. 1510 - 1545 KM 30.26 - 31.98

20 5278113003 13:35 MONDAY, MARCH 15, 1982 36

GENNEMSNITSMAL FOR ALLE BILER I TIDSGRUPPER
TIDSGRUP=1

VARIABLE	N	MEAN	STANDARD DEVIATION	MINIMUM VALUE	MAXIMUM VALUE	STD ERROR OF MEAN	SUM	VARIANCE	C.V.
HAST	21	79.23657085	5.46490833	71.17241379	89.73913043	1.19254077	1663.9679878	29.86522303	6.897
TIDSFB	21	45.63122924	3.01621977	40.11627907	50.58139535	0.65819311	958.2558140	9.09758170	6.610
----- TIDSGRUP=2 -----									
HAST	23	78.94759875	7.07378749	71.17241379	101.17647059	1.47498665	1815.7947712	50.03846938	8.960
TIDSFB	23	45.91001011	3.64157117	35.58139535	50.58139535	0.75932008	1055.9302326	13.26104058	7.932
----- TIDSGRUP=3 -----									
HAST	19	80.68208837	5.57373508	64.90566038	92.97297297	1.27870252	1532.9596791	31.06652273	6.908
TIDSFB	19	44.83476132	3.32030892	38.72093023	55.46511628	0.76173111	851.8604651	11.02445134	7.406
----- TIDSGRUP=4 -----									
HAST	21	79.66755790	6.43636894	64.50000000	87.45762712	1.40453085	1673.0187159	41.42684511	8.079
TIDSFB	21	45.49833887	4.05247870	41.16279070	55.81395349	0.88432335	955.4651163	16.42258364	8.907
----- TIDSGRUP=5 -----									
HAST	23	81.10539008	6.05566554	69.26174497	95.55555556	1.26269355	1865.4239719	36.67108515	7.466
TIDSFB	23	44.62082912	3.29581613	37.67441860	51.97674419	0.68722517	1026.2790698	10.86240399	7.386
----- TIDSGRUP=6 -----									
HAST	24	80.47251731	6.27591248	71.66666667	96.44859813	1.28106527	1931.3404154	39.38707751	7.799
TIDSFB	24	44.98546512	3.35458172	37.32558140	50.23255814	0.68475113	1079.6511628	11.25321854	7.457
----- TIDSGRUP=7 -----									
HAST	22	75.59082458	8.83103166	64.90566038	96.44859813	1.88278228	1662.9981408	77.98712023	11.683
TIDSFB	22	48.21881607	5.36102737	37.32558140	55.46511628	1.14297488	1060.8139535	28.74061444	11.118
----- TIDSGRUP=8 -----									
HAST	21	80.42404831	5.47381535	72.67605634	101.17647059	1.19448444	1688.9050145	29.96265452	6.806
TIDSFB	21	44.93355482	2.65350046	35.58139535	49.53488372	0.57904127	943.6046512	7.04106467	5.905
----- TIDSGRUP=9 -----									
HAST	28	76.53770319	7.72706791	66.15384615	95.55555556	1.46027857	2143.0556894	59.70757842	10.096
TIDSFB	28	47.46677741	4.46116647	37.67441860	54.41860465	0.84308122	1329.0697674	19.90200623	9.399
----- TIDSGRUP=10 -----									
HAST	33	78.11487856	5.59934624	70.20408163	94.67889908	0.97472107	2577.7909925	31.35267826	7.168
TIDSFB	33	46.30021142	3.09350060	38.02325581	51.27906977	0.53850933	1527.9069767	9.56974593	6.681

STRÆKNINGSHAST VEJ 527 MOD HILLERØD
ONS 5 8 81 KL. 1510 - 1545 KM 30.26 - 31.98

20 5278113003 13:35 MONDAY, MARCH 15, 1982 37

GENNEMSNITSMAL FOR ALLE BILER I TIDSGRUPPER
TIDSGRUP=11

VARIABLE	N	MEAN	STANDARD DEVIATION	MINIMUM VALUE	MAXIMUM VALUE	STD ERROR OF MEAN	SUM	VARIANCE	C.V.
HAST	32	80.06506050	6.15920330	66.58064516	100.19417476	1.08880361	2562.0819359	37.93578534	7.693
TIDSFB	32	45.20712209	3.29850036	35.93023256	54.06976744	0.58309799	1446.6279070	10.88010466	7.296
----- TIDSGRUP=12 -----									
HAST	28	79.94726447	5.35802938	72.67605634	99.23076923	1.01257238	2238.5234051	28.70847888	6.702
TIDSFB	28	45.21179402	2.83927248	36.27906977	49.53488372	0.53657206	1265.9302326	8.06146823	6.280
----- TIDSGRUP=13 -----									
HAST	28	81.28722594	7.25465889	71.17241379	102.17821782	1.37100166	2276.0423264	52.63007557	8.925
TIDSFB	28	44.60132890	3.66566798	35.23255814	50.58139535	0.69274613	1248.8372093	13.43712174	8.219

STRÆKNINGSHAST VEJ 527 MOD HILLERØD
ONS 5 8 81 KL. 1510 - 1545 KM 30.26 - 31.98

20 5278113003 13:35 MONDAY, MARCH 15, 1982 38

GENNEMSNITSMAL FOR BILER FORDELT EFTER TYPE
TYPE=1

VARIABLE	N	MEAN	STANDARD DEVIATION	MINIMUM VALUE	MAXIMUM VALUE	STD ERROR OF MEAN	SUM	VARIANCE	C.V.
HAST	306	79.66916229	6.45984142	64.90566038	102.17821782	0.36928455	24378.763660	41.72955117	8.108
TIDSFB	306	45.47195622	3.55632718	35.23255814	55.46511628	0.20330169	13914.418605	12.64746301	7.821
----- TYPE=2 -----									
HAST	13	73.84972205	6.25163528	64.50000000	82.56000000	1.73389166	960.04638666	39.08294362	8.465
TIDSFB	13	49.07871199	4.24470676	43.60465116	55.81395349	1.17726984	638.02325581	18.01753547	8.649
----- TYPE=5 -----									
HAST	2	68.03903709	4.43126384	64.90566038	71.17241379	3.13337671	136.07807417	19.63609919	6.513
TIDSFB	2	53.02325581	3.45331219	50.58139535	55.46511628	2.44186047	106.04651163	11.92536506	6.513
----- TYPE=6 -----									
HAST	2	78.50746269	2.11076651	77.01492537	80.00000000	1.49253731	157.01492537	4.45533526	2.689
TIDSFB	2	45.87209302	1.23332578	45.00000000	46.74418605	0.87209302	91.74418605	1.52109248	2.689

STRÆKNINGSHAST VEJ 527 MOD HILLERØD
ONS 5 8 81 KL. 1510 - 1545 KM 30.26 - 31.98

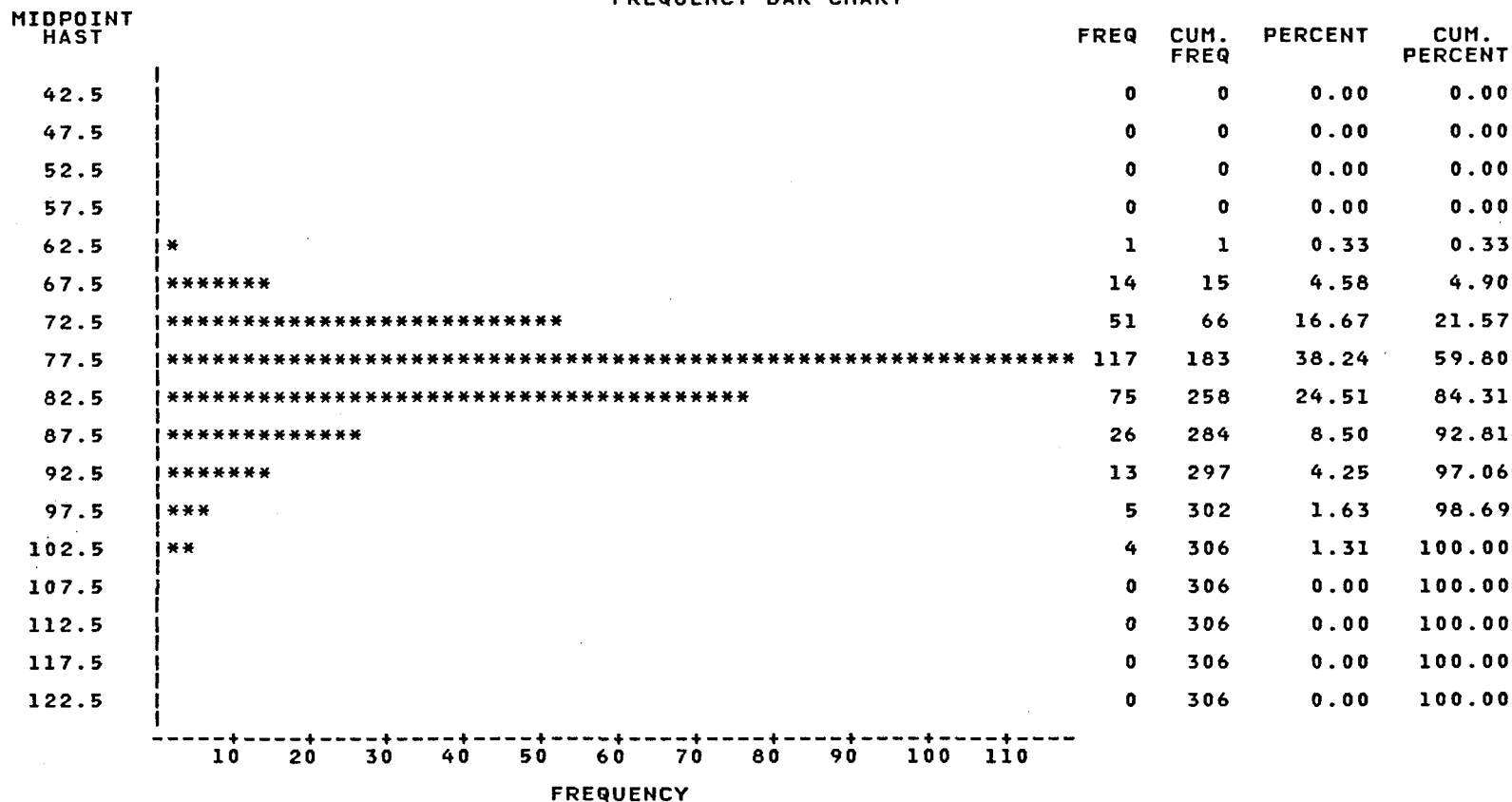
20 5278113003

13:35 MONDAY, MARCH 15, 1982

39

HASTIGHEDSFORDELING FOR PERSONBILER

FREQUENCY BAR CHART

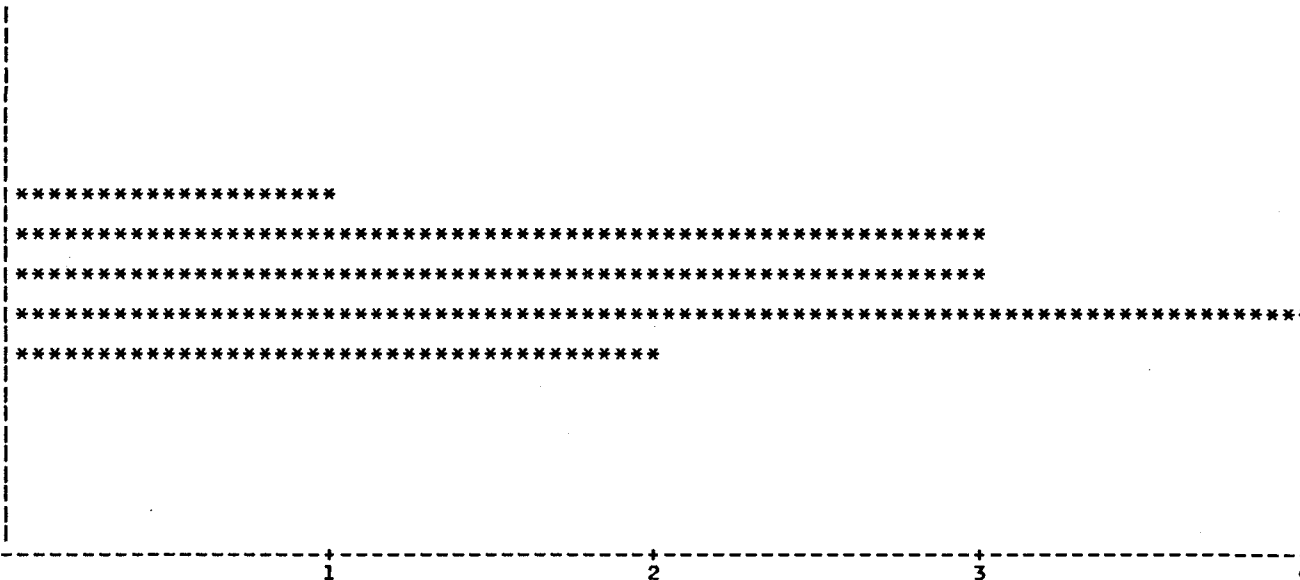


HASTIGHEDSFORDELING FOR LASTBILER

FREQUENCY BAR CHART

MIDPOINT
HAST

42.5
47.5
52.5
57.5
62.5
67.5
72.5
77.5
82.5
87.5
92.5
97.5
102.5



FREQUENCY

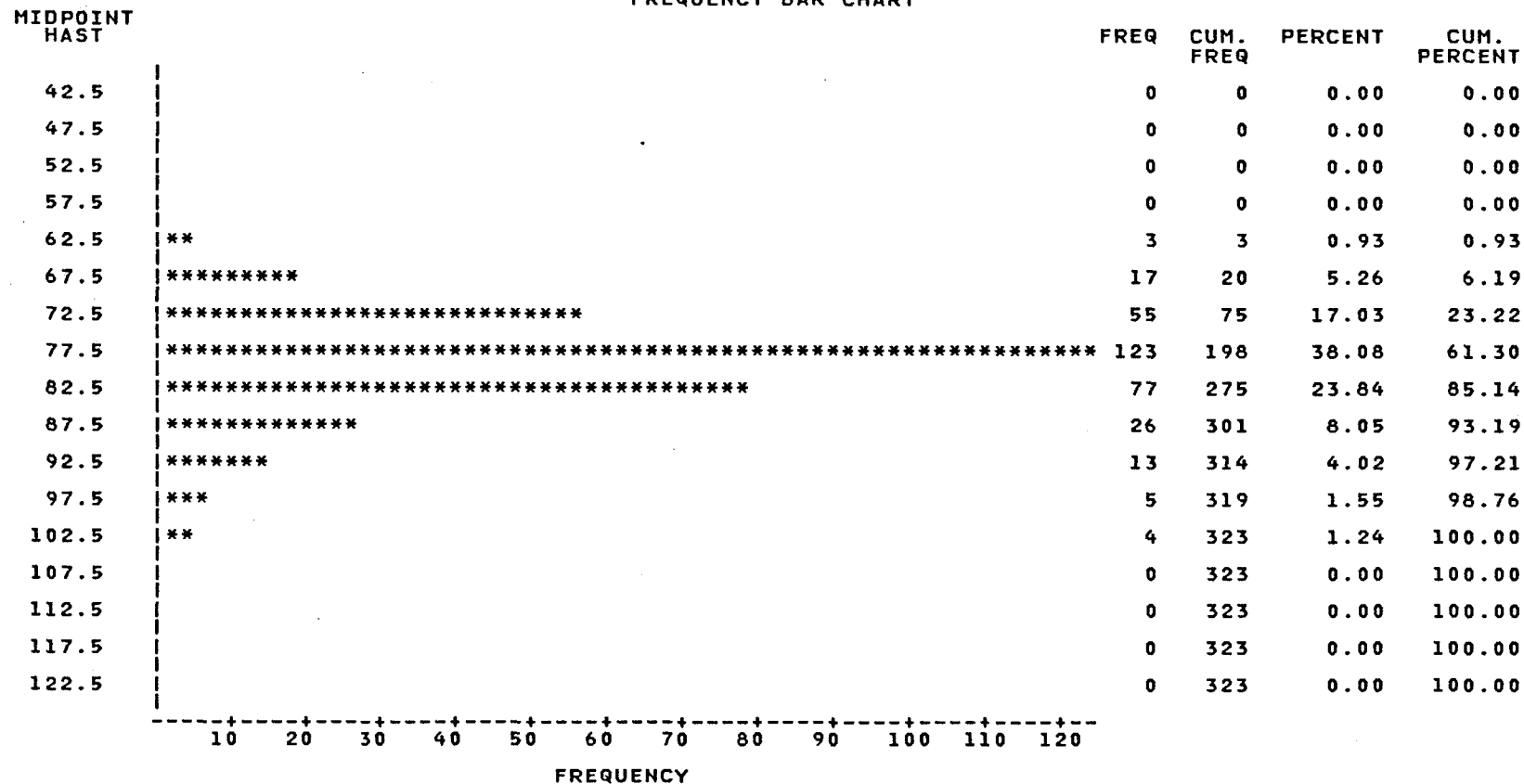
FREQ	CUM. FREQ	PERCENT	CUM. PERCENT
0	0	0.00	0.00
0	0	0.00	0.00
0	0	0.00	0.00
0	0	0.00	0.00
1	1	7.69	7.69
3	4	23.08	30.77
3	7	23.08	53.85
4	11	30.77	84.62
2	13	15.38	100.00
0	13	0.00	100.00
0	13	0.00	100.00
0	13	0.00	100.00
0	13	0.00	100.00

STRÆKNINGSHAST VEJ 527 MOD HILLERØD
ONS 5 8 81 KL. 1510 - 1545 KM 30.26 - 31.98 20 5278113003

13:35 MONDAY, MARCH 15, 1982 41

HASTIGHEDSFORDELING FOR ALLE BILTYPER

FREQUENCY BAR CHART



STRÆKNINGSHAST VEJ 527 MOD HILLERØD
ONS 5 8 81 KL. 1510 - 1545 KM 30.26 - 31.98 20 5278113003

13:35 MONDAY, MARCH 15, 1982 42

HASTIGHEDSFORDELING FOR ALLE BILTYPER

TABLE OF TYPE BY HAST

TYPE	HAST					
FREQUENCY PERCENT ROW PCT COL PCT	6	7	8	9	10	TOTAL
1	1 0.31 0.33 33.33	65 20.12 21.24 90.28	192 59.44 62.75 96.00	39 12.07 12.75 100.00	9 2.79 2.94 100.00	306 94.74
2	1 0.31 7.69 33.33	6 1.86 46.15 8.33	6 1.86 46.15 3.00	0 0.00 0.00 0.00	0 0.00 0.00 0.00	13 4.02
5	1 0.31 50.00 33.33	1 0.31 50.00 1.39	0 0.00 0.00 0.00	0 0.00 0.00 0.00	0 0.00 0.00 0.00	2 0.62
6	0 0.00 0.00 0.00	0 0.00 0.00 0.00	2 0.62 100.00 1.00	0 0.00 0.00 0.00	0 0.00 0.00 0.00	2 0.62
TOTAL	3 0.93	72 22.29	200 61.92	39 12.07	9 2.79	323 100.00

STRÆKNINGSHAST VEJ 527 MOD HILLERØD
ONS 5 8 81 KL. 1510 - 1545 KM 30.26 - 31.98

20 5278113003 13:35 MONDAY, MARCH 15, 1982 25

SORTERET LISTE - ALLE BILTYPER - I TIDSGRUPPER

----- TIDSGRUP=1 -----

OBS	TYPE	STARTTID	HAST	TIDSFB
1	1	18.10	77.5940	46.3953
2	1	18.35	78.1818	46.0465
3	1	18.38	79.3846	45.3488
4	1	18.86	88.2051	40.8140
5	1	19.21	81.9048	43.9535
6	1	19.34	75.3285	47.7907
7	1	19.76	72.6761	49.5349
8	1	19.85	89.7391	40.1163
9	3	20.19	74.2446	48.4884
10	1	20.32	78.7786	45.6977
11	2	20.35	78.1818	46.0465
12	1	20.75	78.1818	46.0465
13	1	20.97	87.4576	41.1628
14	1	21.45	71.1724	50.5814
15	1	21.54	74.7826	48.1395
16	3	21.65	79.3846	45.3488
17	1	21.88	75.3285	47.7907
18	1	22.90	74.7826	48.1395
19	1	22.91	77.0149	46.7442
20	1	23.36	81.9048	43.9535
21	1	23.48	89.7391	40.1163

----- TIDSGRUP=2 -----

OBS	TYPE	STARTTID	HAST	TIDSFB
22	1	24.05	74.783	48.1395
23	1	24.09	71.667	50.2326
24	1	24.27	75.328	47.7907
25	1	24.29	74.783	48.1395
26	1	24.33	76.444	47.0930
27	1	24.58	86.000	41.8605
28	1	24.71	77.015	46.7442
29	1	24.72	74.783	48.1395
30	3	25.10	101.176	35.5814
31	1	25.30	76.444	47.0930
32	1	25.54	80.000	45.0000
33	1	25.60	78.182	46.0465
34	1	25.79	77.015	46.7442
35	1	25.80	77.015	46.7442
36	1	25.90	81.905	43.9535
37	1	25.98	81.905	43.9535
38	1	26.08	82.560	43.6047
39	1	26.28	82.560	43.6047
40	1	27.10	93.818	38.3721
41	1	28.62	75.328	47.7907
42	1	29.85	71.667	50.2326
43	5	29.87	71.172	50.5814

STRÆKNINGSHAST VEJ 3 MOD KASTRUP
TOR 14 5 81 KL. 1500 - 1530 KM 44.6 - 45.7

11:31 MONDAY, FEBRUARY 15, 1982 65
38114503

HASTIGHEDSFORDELING FOR ALLE BILTYPER

FREQUENCY BAR CHART

MIDPOINT
HAST

		FREQ	CUM. FREQ	PERCENT	CUM. PERCENT
42.5		0	0	0.00	0.00
47.5		0	0	0.00	0.00
52.5		0	0	0.00	0.00
57.5		0	0	0.00	0.00
62.5	**	4	4	0.52	0.52
67.5	*****	16	20	2.08	2.60
72.5	*****	51	71	6.62	9.22
77.5	*****	89	160	11.56	20.78
82.5	*****	91	251	11.82	32.60
87.5	*****	99	350	12.86	45.45
92.5	*****	162	512	21.04	66.49
97.5	*****	134	646	17.40	83.90
102.5	*****	98	744	12.73	96.62
107.5	*****	17	761	2.21	98.83
112.5	***	6	767	0.78	99.61
117.5	*	2	769	0.26	99.87
122.5	*	1	770	0.13	100.00

FREQUENCY

STRÆKNINGSHAST VEJ 527 MOD HILLERØD
ONS 5 8 81 KL. 1510 - 1545 KM 30.26 - 31.98

20 5278113003 13:35 MONDAY, MARCH 15, 1982 26

SORTERET LISTE - ALLE BILTYPER - I TIDSGRUPPER

TIDSGRUP=2

OBS	TYPE	STARTTID	HAST	TIDSFB
44	1	29.91	74.2446	48.4884

TIDSGRUP=3

OBS	TYPE	STARTTID	HAST	TIDSFB
45	1	30.31	87.4576	41.1628
46	1	30.40	80.0000	45.0000
47	1	31.30	78.7786	45.6977
48	1	31.70	83.2258	43.2558
49	1	31.74	64.9057	55.4651
50	1	31.80	92.9730	38.7209
51	1	31.97	79.3846	45.3488
52	2	32.24	78.7786	45.6977
53	1	32.46	85.2893	42.2093
54	1	32.50	80.0000	45.0000
55	1	33.47	78.1818	46.0465
56	2	34.08	80.0000	45.0000
57	1	34.24	79.3846	45.3488
58	1	34.31	75.3285	47.7907
59	1	34.34	82.5600	43.6047
60	1	34.78	84.5902	42.5581
61	1	34.82	80.6250	44.6512
62	1	35.42	77.5940	46.3953
63	1	35.74	83.9024	42.9070

TIDSGRUP=4

OBS	TYPE	STARTTID	HAST	TIDSFB
64	1	36.62	83.2258	43.2558
65	1	36.77	85.2893	42.2093
66	1	36.79	83.9024	42.9070
67	1	36.92	86.0000	41.8605
68	1	36.94	85.2893	42.2093
69	1	36.96	83.2258	43.2558
70	1	37.67	78.7786	45.6977
71	1	37.80	86.0000	41.8605
72	1	38.06	81.2598	44.3023
73	1	38.31	72.1678	49.8837
74	2	38.39	73.7143	48.8372
75	1	38.59	83.2258	43.2558
76	1	38.60	82.5600	43.6047
77	1	38.80	81.2598	44.3023
78	3	40.05	75.8824	47.4419
79	1	40.69	77.5940	46.3953
80	3	41.03	75.3285	47.7907

STRÅKNINGSHAST VEJ 527 MOD HILLERØD
ONS 5 8 81 KL. 1510 - 1545 KM 30.26 - 31.98

20 5278113003

13:35 MONDAY, MARCH 15, 1982 27

SORTERET LISTE - ALLE BILTYPER - I TIDSGRUPPER

----- TIDSGRUP=4 -----

OBS	TYPE	STARTTID	HAST	TIDSFB
81	1	41.11	87.4576	41.1628
82	1	41.29	65.7325	54.7674
83	2	41.67	64.5000	55.8140
84	1	41.70	80.6250	44.6512

----- TIDSGRUP=5 -----

OBS	TYPE	STARTTID	HAST	TIDSFB
85	1	42.07	80.6250	44.6512
86	1	42.15	81.2598	44.3023
87	1	42.18	73.7143	48.8372
88	1	42.78	69.2617	51.9767
89	1	42.86	83.2258	43.2558
90	1	43.00	88.9655	40.4651
91	1	43.22	88.9655	40.4651
92	1	43.69	83.2258	43.2558
93	1	44.25	90.5263	39.7674
94	1	44.30	81.2598	44.3023
95	1	44.35	82.5600	43.6047
96	1	44.47	78.7786	45.6977
97	2	44.77	73.1915	49.1860
98	1	45.06	80.6250	44.6512
99	1	45.10	81.9048	43.9535
100	1	45.70	81.2598	44.3023
101	1	45.95	80.0000	45.0000
102	1	46.01	74.7826	48.1395
103	1	46.02	74.7826	48.1395
104	1	46.20	84.5902	42.5581
105	1	47.28	78.1818	46.0465
106	1	47.29	95.5556	37.6744
107	1	47.78	78.1818	46.0465

----- TIDSGRUP=6 -----

OBS	TYPE	STARTTID	HAST	TIDSFB
108	1	48.05	83.2258	43.2558
109	1	48.09	77.0149	46.7442
110	1	48.41	74.2446	48.4884
111	1	48.53	74.2446	48.4884
112	1	48.55	74.2446	48.4884
113	1	48.57	74.2446	48.4884
114	1	48.75	84.5902	42.5581
115	1	50.07	83.9024	42.9070
116	1	50.24	83.2258	43.2558
117	1	50.26	92.9730	38.7209

STRÆKNINGSHAST VEJ 527 MOD HILLERØD
ONS 5 8 81 KL. 1510 - 1545 KM 30.26 - 31.98

20 5278113003

13:35 MONDAY, MARCH 15, 1982 28

SORTERET LISTE - ALLE BILTYPER - I TIDSGRUPPER

----- TIDSGRUP=6 -----

OBS	TYPE	STARTTID	HAST	TIDSFB
118	1	50.40	83.2258	43.2558
119	1	50.47	86.0000	41.8605
120	1	50.49	86.7227	41.5116
121	1	51.32	80.6250	44.6512
122	1	51.34	78.7786	45.6977
123	1	51.46	74.2446	48.4884
124	1	51.48	80.6250	44.6512
125	1	52.17	79.3846	45.3488
126	1	52.78	78.7786	45.6977
127	1	52.90	96.4486	37.3256
128	1	52.99	71.6667	50.2326
129	1	53.02	83.9024	42.9070
130	1	53.50	74.7826	48.1395
131	1	53.94	74.2446	48.4884

----- TIDSGRUP=7 -----

OBS	TYPE	STARTTID	HAST	TIDSFB
132	3	54.56	66.1538	54.4186
133	1	54.59	75.8824	47.4419
134	1	54.60	71.6667	50.2326
135	1	54.69	71.6667	50.2326
136	1	54.80	76.4444	47.0930
137	3	55.05	83.9024	42.9070
138	1	55.24	70.2041	51.2791
139	1	56.75	65.3165	55.1163
140	5	56.77	64.9057	55.4651
141	2	56.80	65.3165	55.1163
142	1	56.85	66.5806	54.0698
143	1	57.01	72.6761	49.5349
144	1	57.42	82.5600	43.6047
145	1	57.68	84.5902	42.5581
146	1	57.90	96.4486	37.3256
147	1	58.28	83.2258	43.2558
148	2	58.52	68.8000	52.3256
149	1	58.53	68.3444	52.6744
150	1	58.77	80.0000	45.0000
151	1	58.81	75.8824	47.4419
152	1	59.14	81.9048	43.9535
153	1	59.61	90.5263	39.7674

STRÆKNINGSHAST VEJ 527 MOD HILLERØD
ONS 5 8 81 KL. 1510 - 1545 KM 30.26 - 31.98

20 5278113003 13:35 MONDAY, MARCH 15, 1982 29

SORTERET LISTE - ALLE BILTYPER - I TIDSGRUPPER

----- TIDSGRUP=8 -----

OBS	TYPE	STARTTID	HAST	TIDSFB
154	1	60.20	79.385	45.3488
155	1	60.22	79.385	45.3488
156	1	60.23	79.385	45.3488
157	1	60.25	79.385	45.3488
158	1	60.77	78.779	45.6977
159	1	60.90	78.182	46.0465
160	1	60.94	78.779	45.6977
161	1	61.64	77.594	46.3953
162	1	61.78	72.676	49.5349
163	1	61.85	75.882	47.4419
164	1	62.11	80.000	45.0000
165	1	62.49	75.882	47.4419
166	1	63.04	81.905	43.9535
167	1	63.07	82.560	43.6047
168	1	63.64	101.176	35.5814
169	1	64.20	81.260	44.3023
170	1	64.64	81.260	44.3023
171	2	65.21	80.625	44.6512
172	1	65.23	80.625	44.6512
173	1	65.34	86.000	41.8605
174	1	65.37	78.182	46.0465

----- TIDSGRUP=9 -----

OBS	TYPE	STARTTID	HAST	TIDSFB
175	1	66.44	70.2041	51.2791
176	1	66.56	78.1818	46.0465
177	1	66.91	92.1429	39.0698
178	1	67.05	78.1818	46.0465
179	1	67.16	69.7297	51.6279
180	1	67.19	75.3285	47.7907
181	1	67.21	69.7297	51.6279
182	1	67.22	69.7297	51.6279
183	1	67.34	75.3285	47.7907
184	1	68.07	95.5556	37.6744
185	1	68.27	80.0000	45.0000
186	1	68.57	78.7786	45.6977
187	1	68.82	75.3285	47.7907
188	1	68.85	80.0000	45.0000
189	3	68.98	93.8182	38.3721
190	1	69.45	77.5940	46.3953
191	1	69.94	75.3285	47.7907
192	1	70.53	77.5940	46.3953
193	1	70.56	77.0149	46.7442
194	1	70.59	78.1818	46.0465
195	1	70.98	86.0000	41.8605
196	1	71.43	75.3285	47.7907

STRÆKNINGSHAST VEJ 527 MOD HILLERØD
ONS 5 8 81 KL. 1510 - 1545 KM 30.26 - 31.98

20 5278113003

13:35 MONDAY, MARCH 15, 1982 30

SORTERET LISTE - ALLE BILTYPER - I TIDSGRUPPER

----- TIDSGRUP=9 -----

OBS	TYPE	STARTTID	HAST	TIDSFB
197	1	71.45	74.7826	48.1395
198	1	71.62	67.8947	53.0233
199	1	71.65	66.1538	54.4186
200	1	71.67	66.1538	54.4186
201	1	71.75	69.2617	51.9767
202	1	71.88	69.7297	51.6279

----- TIDSGRUP=10 -----

OBS	TYPE	STARTTID	HAST	TIDSFB
203	1	72.20	84.5902	42.5581
204	1	72.37	75.8824	47.4419
205	1	72.71	75.3285	47.7907
206	1	72.79	74.2446	48.4884
207	1	72.81	74.2446	48.4884
208	1	72.85	73.7143	48.8372
209	1	72.86	73.1915	49.1860
210	1	72.90	73.7143	48.8372
211	1	72.91	72.1678	49.8837
212	1	72.99	74.2446	48.4884
213	1	73.02	74.2446	48.4884
214	1	73.22	81.2598	44.3023
215	1	73.33	76.4444	47.0930
216	1	73.43	77.0149	46.7442
217	1	73.45	94.6789	38.0233
218	1	73.61	79.3846	45.3488
219	1	73.84	72.6761	49.5349
220	1	74.09	78.1818	46.0465
221	2	74.89	70.2041	51.2791
222	3	75.02	74.7826	48.1395
223	1	75.05	75.3285	47.7907
224	1	75.10	77.0149	46.7442
225	1	75.13	79.3846	45.3488
226	1	75.58	80.6250	44.6512
227	1	75.68	83.2258	43.2558
228	1	76.03	90.5263	39.7674
229	1	76.16	72.1678	49.8837
230	1	76.43	85.2893	42.2093
231	1	76.94	79.3846	45.3488
232	1	77.32	76.4444	47.0930
233	6	77.40	80.0000	45.0000
234	1	77.41	80.0000	45.0000
235	1	77.56	88.2051	40.8140

STRÆKNINGSHAST VEJ 527 MOD HILLERØD
ONS 5 8 81 KL. 1510 - 1545 KM 30.26 - 31.98

20 5278113003 13:35 MONDAY, MARCH 15, 1982 31

SORTERET LISTE - ALLE BILTYPER - I TIDSGRUPPER

----- TIDSGRUP=11 -----

OBS	TYPE	STARTTID	HAST	TIDSFB
236	2	78.09	66.581	54.0698
237	6	78.45	77.015	46.7442
238	1	78.53	80.625	44.6512
239	1	78.70	73.191	49.1860
240	1	78.77	75.328	47.7907
241	1	79.00	75.328	47.7907
242	1	79.12	79.385	45.3488
243	1	79.18	76.444	47.0930
244	1	79.21	75.882	47.4419
245	1	79.54	78.182	46.0465
246	1	79.59	75.328	47.7907
247	1	79.65	76.444	47.0930
248	1	79.68	77.594	46.3953
249	1	79.95	84.590	42.5581
250	1	79.99	81.260	44.3023
251	1	80.01	78.182	46.0465
252	1	80.33	84.590	42.5581
253	1	80.35	100.194	35.9302
254	1	80.43	79.385	45.3488
255	3	80.51	79.385	45.3488
256	1	80.57	81.905	43.9535
257	1	81.01	76.444	47.0930
258	1	81.03	77.015	46.7442
259	1	81.05	76.444	47.0930
260	1	81.21	85.289	42.2093
261	1	81.30	88.966	40.4651
262	3	81.66	89.739	40.1163
263	1	82.32	89.739	40.1163
264	1	82.79	77.594	46.3953
265	1	83.38	78.182	46.0465
266	1	83.85	81.260	44.3023
267	1	83.90	84.590	42.5581

----- TIDSGRUP=12 -----

OBS	TYPE	STARTTID	HAST	TIDSFB
268	1	84.00	72.6761	49.5349
269	1	84.10	77.5940	46.3953
270	1	85.10	77.5940	46.3953
271	1	85.18	80.0000	45.0000
272	3	85.20	80.0000	45.0000
273	1	85.23	80.0000	45.0000
274	1	85.56	78.1818	46.0465
275	1	85.75	80.0000	45.0000
276	1	85.78	81.2598	44.3023
277	1	85.87	80.6250	44.6512
278	1	85.90	81.9048	43.9535

STRÆKNINGSHAST VEJ 527 MOD HILLERØD
ONS 5 8 81 KL. 1510 - 1545 KM 30.26 - 31.98

20 5278113003 13:35 MONDAY, MARCH 15, 1982 32

SORTERET LISTE - ALLE BILTYPER - I TIDSGRUPPER

----- TIDSGRUP=12 -----

OBS	TYPE	STARTTID	HAST	TIDSFB
279	1	85.95	83.9024	42.9070
280	3	86.16	85.2893	42.2093
281	1	86.19	83.9024	42.9070
282	1	86.97	72.6761	49.5349
283	1	87.54	82.5600	43.6047
284	2	87.64	77.5940	46.3953
285	1	87.66	74.2446	48.4884
286	3	88.07	73.7143	48.8372
287	1	88.08	73.1915	49.1860
288	1	88.10	73.1915	49.1860
289	1	88.14	77.0149	46.7442
290	1	88.89	99.2308	36.2791
291	1	89.11	83.2258	43.2558
292	2	89.17	82.5600	43.6047
293	1	89.20	81.9048	43.9535
294	1	89.91	83.2258	43.2558
295	1	89.92	81.2598	44.3023

----- TIDSGRUP=13 -----

OBS	TYPE	STARTTID	HAST	TIDSFB
296	1	90.05	80.625	44.6512
297	1	90.24	92.973	38.7209
298	1	90.29	102.178	35.2326
299	1	90.41	80.625	44.6512
300	1	90.83	92.143	39.0698
301	1	90.89	88.966	40.4651
302	1	91.14	81.260	44.3023
303	1	91.43	81.260	44.3023
304	3	91.46	71.172	50.5814
305	1	91.85	73.191	49.1860
306	1	92.15	83.226	43.2558
307	1	92.20	77.594	46.3953
308	1	92.21	77.594	46.3953
309	1	92.23	76.444	47.0930
310	1	92.25	76.444	47.0930
311	1	92.29	77.015	46.7442
312	1	93.37	92.143	39.0698
313	1	93.43	81.905	43.9535
314	1	93.49	76.444	47.0930
315	1	93.50	83.226	43.2558
316	1	94.02	75.328	47.7907
317	1	94.69	91.327	39.4186
318	1	94.87	73.714	48.8372
319	1	95.05	77.015	46.7442
320	1	95.09	79.385	45.3488
321	1	95.13	76.444	47.0930

DC 5188

STRÆKNINGSHAST VEJ 527 MOD HILLERØD
ONS 5 8 81 KL. 1510 - 1545 KM 30.26 - 31.98 20 5278113003 13:35 MONDAY, MARCH 15, 1982 33

SORTERET LISTE - ALLE BILTYPER - I TIDSGRUPPER

----- TIDSGRUP=13 -----

OBS	TYPE	STARTTID	HAST	TIDSFB
322	1	95.15	77.0149	46.7442
323	1	95.40	79.3846	45.3488

STRÆKNINGSHAST VEJ 527 MOD HILLERØD
ONS 5 8 81 KL. 1600 - 1653 KM 30.26 - 31.98

20 5278113004

13:35 MONDAY, MARCH 15, 1982 53

GENNEMSNITSMAL FOR PERSONBILER I TIDSGRUPPER
TIDSGRUP=1

VARIABLE	N	MEAN	STANDARD DEVIATION	MINIMUM VALUE	MAXIMUM VALUE	STD ERROR OF MEAN	SUM	VARIANCE	C.V.
HAST	39	80.58842343	4.37799425	72.67605634	93.81818182	0.70104014	3142.9485138	19.16683369	5.433
TIDSFB	39	44.79427549	2.32733434	38.37209302	49.53488372	0.37267175	1746.9767442	5.41648511	5.196
----- TIDSGRUP=2 -----									
HAST	46	78.54560634	5.39133282	70.68493151	100.19417476	0.79490866	3613.0978914	29.06646959	6.864
TIDSFB	46	46.02376138	2.85526297	35.93023256	50.93023256	0.42098556	2117.0930233	8.15252663	6.204
----- TIDSGRUP=3 -----									
HAST	40	83.01534097	6.67971977	69.26174497	107.50000000	1.05615643	3320.6136390	44.61865618	8.046
TIDSFB	40	43.62209302	3.30270665	33.48837209	51.97674419	0.52220377	1744.8837209	10.90787120	7.571
----- TIDSGRUP=4 -----									
HAST	52	80.56894320	5.16032552	70.20408163	89.73913043	0.71560839	4189.5850462	26.62895950	6.405
TIDSFB	52	44.86583184	2.93175800	40.11627907	51.27906977	0.40656168	2333.0232558	8.59520494	6.535
----- TIDSGRUP=5 -----									
HAST	62	79.09658063	5.63870033	66.58064516	92.14285714	0.71611566	4903.9879992	31.79494140	7.129
TIDSFB	62	45.74268567	3.27876793	39.06976744	54.06976744	0.41640394	2836.0465116	10.75031911	7.168
----- TIDSGRUP=6 -----									
HAST	61	76.52668099	5.69548551	63.70370370	89.73913043	0.72923219	4668.1275406	32.43855521	7.442
TIDSFB	61	47.29889440	3.51926844	40.11627907	56.51162791	0.45059615	2885.2325581	12.38525033	7.440
----- TIDSGRUP=7 -----									
HAST	57	77.64517095	4.50763630	70.68493151	94.67889908	0.59705101	4425.7747440	20.31878504	5.805
TIDSFB	57	46.51162791	2.58564569	38.02325581	50.93023256	0.34247714	2651.1627907	6.68556363	5.559
----- TIDSGRUP=8 -----									
HAST	57	78.73325476	5.54747941	69.72972973	100.19417476	0.73478160	4487.7955212	30.77452783	7.046
TIDSFB	57	45.93635251	3.08518706	35.93023256	51.62790698	0.40864301	2618.3720930	9.51837917	6.716
----- TIDSGRUP=9 -----									
HAST	15	83.50019500	9.73549351	74.24460432	107.50000000	2.51369361	1252.5029250	94.77983379	11.659
TIDSFB	15	43.60465116	4.53488372	33.48837209	48.48837209	1.17090194	654.0697674	20.56517036	10.400

STRÆKNINGSHAST VEJ 527 MOD HILLERØD
ONS 5 8 81 KL. 1600 - 1653 KM 30.26 - 31.98

20 5278113004

13:35 MONDAY, MARCH 15, 1982 54

GENNEMSNITSMAL FOR ALLE BILER I TIDSGRUPPER
TIDSGRUP=1

VARIABLE	N	MEAN	STANDARD DEVIATION	MINIMUM VALUE	MAXIMUM VALUE	STD ERROR OF MEAN	SUM	VARIANCE	C.V.
HAST	40	80.58933784	4.32150551	72.67605634	93.81818182	0.68329002	3223.5735138	18.67540986	5.362
TIDSFB	40	44.79069767	2.29741440	38.37209302	49.53488372	0.36325311	1791.6279070	5.27811291	5.129
----- TIDSGRUP=2 -----									
HAST	46	78.54560634	5.39133282	70.68493151	100.19417476	0.79490866	3613.0978914	29.06646959	6.864
TIDSFB	46	46.02376138	2.85526297	35.93023256	50.93023256	0.42098556	2117.0930233	8.15252663	6.204
----- TIDSGRUP=3 -----									
HAST	40	83.01534097	6.67971977	69.26174497	107.50000000	1.05615643	3320.6136390	44.61865618	8.046
TIDSFB	40	43.62209302	3.30270665	33.48837209	51.97674419	0.52220377	1744.8837209	10.90787120	7.571
----- TIDSGRUP=4 -----									
HAST	53	80.39165019	5.27093949	70.20408163	89.73913043	0.72401922	4260.7574600	27.78280308	6.557
TIDSFB	53	44.97367266	3.00770404	40.11627907	51.27906977	0.41313992	2383.6046512	9.04628360	6.688
----- TIDSGRUP=5 -----									
HAST	62	79.09658063	5.63870033	66.58064516	92.14285714	0.71611566	4903.9879992	31.79494140	7.129
TIDSFB	62	45.74268567	3.27876793	39.06976744	54.06976744	0.41640394	2836.0465116	10.75031911	7.168
----- TIDSGRUP=6 -----									
HAST	62	76.50735496	5.65065769	63.70370370	89.73913043	0.71763424	4743.4560078	31.92993233	7.386
TIDSFB	62	47.30682671	3.49086158	40.11627907	56.51162791	0.44333986	2933.0232558	12.18611458	7.379
----- TIDSGRUP=7 -----									
HAST	59	77.64477479	4.44115771	70.68493151	94.67889908	0.57818949	4581.0417124	19.72388185	5.720
TIDSFB	59	46.50768624	2.54818414	38.02325581	50.93023256	0.33174532	2743.9534884	6.49324243	5.479
----- TIDSGRUP=8 -----									
HAST	58	78.75509519	5.50111717	69.72972973	100.19417476	0.72233207	4567.7955212	30.26229010	6.985
TIDSFB	58	45.92020850	3.06047489	35.93023256	51.62790698	0.40186004	2663.3720930	9.36650654	6.665
----- TIDSGRUP=9 -----									
HAST	15	83.50019500	9.73549351	74.24460432	107.50000000	2.51369361	1252.5029250	94.77983379	11.659
TIDSFB	15	43.60465116	4.53488372	33.48837209	48.48837209	1.17090194	654.0697674	20.56517036	10.400

STRÆKNINGSHAST VEJ 3 MOD KASTRUP
TOR 14 5 81 KL. 1500 - 1530 KM 44.6 - 45.7

11:31 MONDAY, FEBRUARY 15, 1982 66
38114503

HASTIGHEDSFORDELING FOR ALLE BILTYPER

TABLE OF TYPE BY HAST

TYPE	HAST									
FREQUENCY										
PERCENT										
ROW PCT										
COL PCT	6	7	8	9	10	11	12	13	TOTAL	
1	2	32	140	253	232	23	2	1	685	
	0.26	4.16	18.18	32.86	30.13	2.99	0.26	0.13	88.96	
	0.29	4.67	20.44	36.93	33.87	3.36	0.29	0.15		
	50.00	47.76	77.78	96.93	100.00	100.00	100.00	100.00		
2	1	30	35	4	0	0	0	0	70	
	0.13	3.90	4.55	0.52	0.00	0.00	0.00	0.00	9.09	
	1.43	42.86	50.00	5.71	0.00	0.00	0.00	0.00		
	25.00	44.78	19.44	1.53	0.00	0.00	0.00	0.00		
5	1	3	2	2	0	0	0	0	8	
	0.13	0.39	0.26	0.26	0.00	0.00	0.00	0.00	1.04	
	12.50	37.50	25.00	25.00	0.00	0.00	0.00	0.00		
	25.00	4.48	1.11	0.77	0.00	0.00	0.00	0.00		
6	0	2	3	2	0	0	0	0	7	
	0.00	0.26	0.39	0.26	0.00	0.00	0.00	0.00	0.91	
	0.00	28.57	42.86	28.57	0.00	0.00	0.00	0.00		
	0.00	2.99	1.67	0.77	0.00	0.00	0.00	0.00		
TOTAL	4	67	180	261	232	23	2	1	770	
	0.52	8.70	23.38	33.90	30.13	2.99	0.26	0.13	100.00	

STRÆKNINGSHAST VEJ 527 MOD HILLERØD
ONS 5 8 81 KL. 1600 - 1653 KM 30.26 - 31.98

20 5278113004 13:35 MONDAY, MARCH 15, 1982 55

GENNEMSNITSMAL FOR BILER FORDELT EFTER TYPE
TYPE=1

VARIABLE	N	MEAN	STANDARD DEVIATION	MINIMUM VALUE	MAXIMUM VALUE	STD ERROR OF MEAN	SUM	VARIANCE	C.V.
HAST	429	79.26441450	5.88946111	63.70370370	107.50000000	0.28434586	34004.433820	34.68575215	7.430
TIDSFB	429	45.65701740	3.25627749	33.48837209	56.51162791	0.15721456	19586.860465	10.60334307	7.132

TYPE=2

HAST	5	76.47856985	3.72395913	71.17241379	80.62500000	1.66540515	382.39284927	13.86787164	4.869
TIDSFB	5	47.16279070	2.33225786	44.65116279	50.58139535	1.04301742	235.81395349	5.43942672	4.945

TYPE=5

HAST	1	80.00000000	.	80.00000000	80.00000000	.	80.00000000	.	.
TIDSFB	1	45.00000000	.	45.00000000	45.00000000	.	45.00000000	.	.

STRÆKNINGSHAST VEJ 527 MOD HILLERØD
ONS 5 8 81 KL. 1600 - 1653 KM 30.26 - 31.98


20 5278113004

13:35 MONDAY, MARCH 15, 1982

56

HASTIGHEDSFORDELING FOR PERSONBILER

FREQUENCY BAR CHART

MIDPOINT
HAST42.5
47.5
52.5
57.5
62.5
67.5
72.5
77.5
82.5
87.5
92.5
97.5
102.5
107.5
112.5
117.5
122.5

FREQUENCY

STRÆKNINGSHAST VEJ 527 MOD HILLERØD
ONS 5 8 81 KL. 1600 - 1653 KM 30.26 - 31.98

20 5278113004 13:35 MONDAY, MARCH 15, 1982 57

HASTIGHEDSFORDELING FOR LASTBILER

FREQUENCY BAR CHART

MIDPOINT
HAST

42.5
47.5
52.5
57.5
62.5
67.5
72.5
77.5
82.5
87.5
92.5
97.5
102.5

FREQ	CUM. FREQ	PERCENT	CUM. PERCENT
0	0	0.00	0.00
0	0	0.00	0.00
0	0	0.00	0.00
0	0	0.00	0.00
0	0	0.00	0.00
0	0	0.00	0.00
1	1	20.00	20.00
3	4	60.00	80.00
1	5	20.00	100.00
0	5	0.00	100.00
0	5	0.00	100.00
0	5	0.00	100.00
0	5	0.00	100.00

1 2 3

FREQUENCY

STRÆKNINGSHAST VEJ 527 MOD HILLERØD
ONS 5 8 81 KL. 1600 - 1653 KM 30.26 - 31.98

20 5278113004

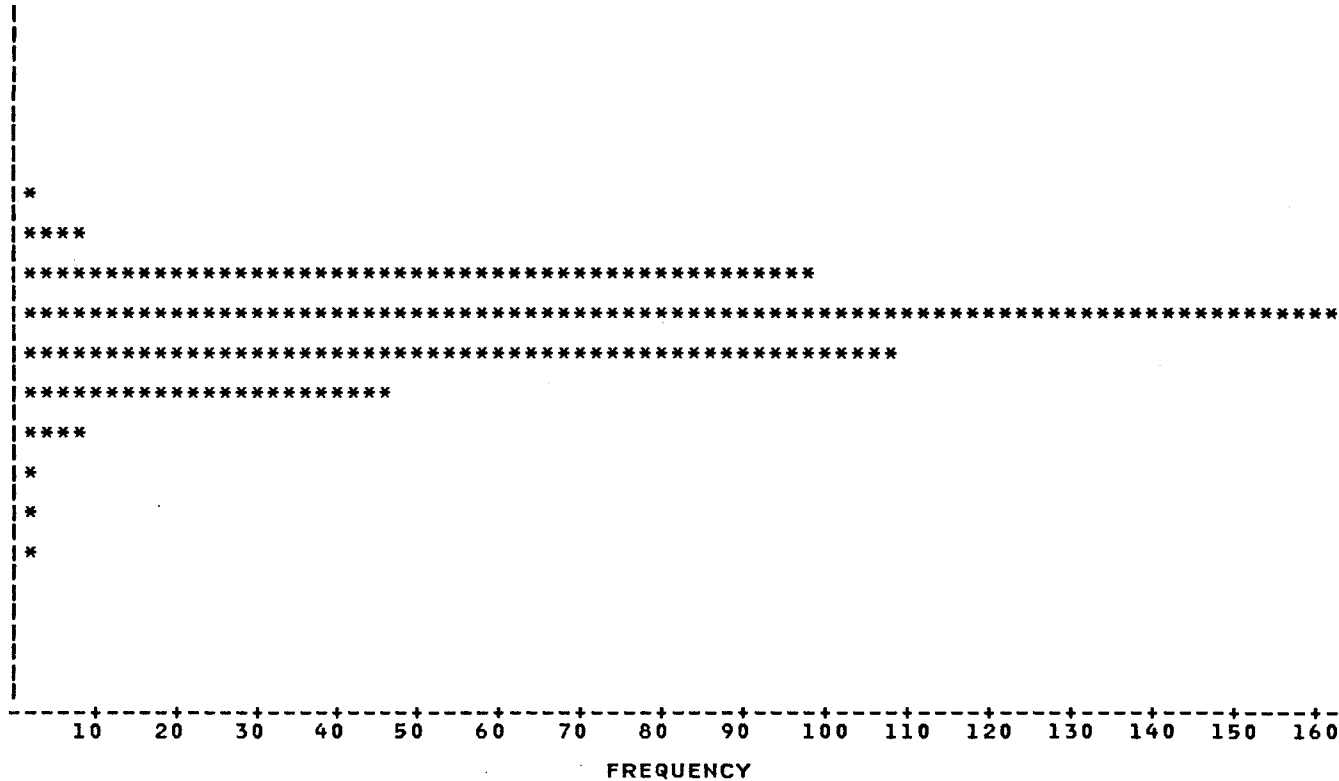
13:35 MONDAY, MARCH 15, 1982 58

HASTIGHEDSFORDELING FOR ALLE BILTYPER

FREQUENCY BAR CHART

MIDPOINT
HAST

42.5
47.5
52.5
57.5
62.5
67.5
72.5
77.5
82.5
87.5
92.5
97.5
102.5
107.5
112.5
117.5
122.5



FREQUENCY

STRÆKNINGSHAST VEJ 527 MOD HILLERØD
ONS 5 8 81 KL. 1600 - 1653 KM 30.26 - 31.98

20 5278113004 13:35 MONDAY, MARCH 15, 1982 59

HASTIGHEDSFORDELING FOR ALLE BILTYPER

TABLE OF TYPE BY HAST

TYPE	HAST						
FREQUENCY PERCENT ROW PCT COL PCT	6	7	8	9	10	11	TOTAL
1	2 0.46 0.47 100.00	103 23.68 24.01 99.04	264 60.69 61.54 98.14	54 12.41 12.59 100.00	4 0.92 0.93 100.00	2 0.46 0.47 100.00	429 98.62
2	0 0.00 0.00 0.00	1 0.23 20.00 0.96	4 0.92 80.00 1.49	0 0.00 0.00 0.00	0 0.00 0.00 0.00	0 0.00 0.00 0.00	5 1.15
5	0 0.00 0.00 0.00	0 0.00 0.00 0.00	1 0.23 100.00 0.37	0 0.00 0.00 0.00	0 0.00 0.00 0.00	0 0.00 0.00 0.00	1 0.23
TOTAL	2 0.46	104 23.91	269 61.84	54 12.41	4 0.92	2 0.46	435 100.00

STRÆKNINGSHAST VEJ 527 MOD HILLERØD
ONS 5 8 81 KL. 1600 - 1653 KM 30.26 - 31.98

20 5278113004 13:35 MONDAY, MARCH 15, 1982 43

SORTERET LISTE - ALLE BILTYPER - I TIDSGRUPPER

----- TIDSGRUP=1 -----

OBS	TYPE	STARTTID	HAST	TIDSFB
1	1	4.18	81.9048	43.9535
2	1	4.88	77.5940	46.3953
3	1	4.95	81.2598	44.3023
4	1	5.00	82.5600	43.6047
5	1	5.18	79.3846	45.3488
6	1	5.65	81.2598	44.3023
7	1	5.77	78.7786	45.6977
8	1	5.80	75.8824	47.4419
9	1	6.06	75.3285	47.7907
10	1	6.10	76.4444	47.0930
11	1	6.11	83.2258	43.2558
12	1	6.15	78.7786	45.6977
13	1	6.18	78.1818	46.0465
14	1	6.25	80.6250	44.6512
15	1	6.28	80.6250	44.6512
16	1	6.35	77.0149	46.7442
17	1	6.42	85.2893	42.2093
18	1	6.67	90.5263	39.7674
19	1	6.75	72.6761	49.5349
20	1	6.76	78.7786	45.6977
21	1	6.82	77.5940	46.3953
22	1	6.84	75.8824	47.4419
23	1	6.94	81.2598	44.3023
24	1	6.99	83.2258	43.2558
25	1	7.00	82.5600	43.6047
26	2	7.44	80.6250	44.6512
27	1	7.50	80.6250	44.6512
28	1	7.63	78.7786	45.6977
29	1	7.89	83.9024	42.9070
30	1	8.02	81.9048	43.9535
31	1	8.05	79.3846	45.3488
32	1	8.06	78.1818	46.0465
33	1	8.07	77.5940	46.3953
34	1	8.41	76.4444	47.0930
35	1	8.43	75.8824	47.4419
36	1	8.59	84.5902	42.5581
37	1	8.66	88.9655	40.4651
38	1	8.78	93.8182	38.3721
39	1	8.85	87.4576	41.1628
40	1	8.92	78.7786	45.6977

STRÆKNINGSHAST VEJ 527 MOD HILLERØD
ONS 5 8 81 KL. 1600 - 1653 KM 30.26 - 31.98

20 5278113004

13:35 MONDAY, MARCH 15, 1982

44

SORTERET LISTE - ALLE BILTYPER - I TIDSGRUPPER

----- TIDSGRUP=2 -----

OBS	TYPE	STARTTID	HAST	TIDSFB
41	1	9.07	75.328	47.7907
42	1	9.17	77.594	46.3953
43	1	9.20	78.779	45.6977
44	1	9.20	78.182	46.0465
45	1	9.22	78.779	45.6977
46	1	9.25	79.385	45.3488
47	1	9.44	78.182	46.0465
48	1	9.47	78.779	45.6977
49	1	9.97	84.590	42.5581
50	1	10.14	88.966	40.4651
51	1	10.69	72.676	49.5349
52	1	10.70	82.560	43.6047
53	1	10.72	77.594	46.3953
54	1	11.05	70.685	50.9302
55	1	11.12	73.714	48.8372
56	1	11.16	74.245	48.4884
57	3	11.19	75.328	47.7907
58	1	11.20	75.328	47.7907
59	1	11.22	75.882	47.4419
60	1	11.33	78.779	45.6977
61	1	11.46	76.444	47.0930
62	1	11.71	72.168	49.8837
63	1	11.90	81.905	43.9535
64	1	12.23	74.245	48.4884
65	1	12.25	73.714	48.8372
66	1	12.27	73.191	49.1860
67	1	12.35	77.015	46.7442
68	1	12.61	83.226	43.2558
69	1	12.68	78.182	46.0465
70	1	12.80	73.191	49.1860
71	1	12.86	74.783	48.1395
72	1	12.89	74.783	48.1395
73	1	12.90	74.783	48.1395
74	1	13.05	81.905	43.9535
75	1	13.90	100.194	35.9302
76	1	13.96	77.015	46.7442
77	1	14.00	77.594	46.3953
78	1	14.03	78.182	46.0465
79	1	14.05	78.182	46.0465
80	1	14.18	83.226	43.2558
81	1	14.21	83.902	42.9070
82	1	14.31	79.385	45.3488
83	1	14.33	78.779	45.6977
84	1	14.34	92.973	38.7209
85	1	14.52	78.779	45.6977
86	1	14.86	80.000	45.0000

STRÆKNINGSHAST VEJ 527 MOD HILLERØD
ONS 5 8 81 KL. 1600 - 1653 KM 30.26 - 31.98

20 5278113004

13:35 MONDAY, MARCH 15, 1982 45

SORTERET LISTE - ALLE BILTYPER - I TIDSGRUPPER

----- TIDSGRUP=3 -----

OBS	TYPE	STARTTID	HAST	TIDSFB
87	1	15.14	83.226	43.2558
88	1	15.27	78.182	46.0465
89	1	15.76	77.594	46.3953
90	1	15.78	78.182	46.0465
91	1	15.88	81.260	44.3023
92	1	15.98	86.723	41.5116
93	1	16.01	88.205	40.8140
94	1	16.05	88.966	40.4651
95	1	16.26	78.182	46.0465
96	1	16.71	84.590	42.5581
97	1	16.72	84.590	42.5581
98	1	16.80	78.779	45.6977
99	1	16.84	74.783	48.1395
100	1	17.40	86.000	41.8605
101	1	17.57	90.526	39.7674
102	3	17.65	96.449	37.3256
103	3	18.00	107.500	33.4884
104	1	18.41	84.590	42.5581
105	1	18.42	83.902	42.9070
106	1	18.52	77.594	46.3953
107	1	18.57	78.779	45.6977
108	1	18.58	90.526	39.7674
109	1	18.75	80.625	44.6512
110	1	18.87	88.205	40.8140
111	1	19.04	88.205	40.8140
112	1	19.06	87.458	41.1628
113	1	19.10	86.000	41.8605
114	3	19.20	78.182	46.0465
115	1	19.24	79.385	45.3488
116	1	19.48	82.560	43.6047
117	1	19.57	80.625	44.6512
118	1	19.61	81.260	44.3023
119	1	19.62	86.000	41.8605
120	1	20.20	77.594	46.3953
121	1	20.41	77.015	46.7442
122	1	20.42	75.882	47.4419
123	1	20.43	75.882	47.4419
124	1	20.83	80.625	44.6512
125	1	20.88	69.262	51.9767
126	1	20.89	86.723	41.5116

STRÆKNINGSHAST VEJ 527 MOD HILLERØD
ONS 5 8 81 KL. 1600 - 1653 KM 30.26 - 31.98

20 5278113004

13:35 MONDAY, MARCH 15, 1982 46

SORTERET LISTE - ALLE BILTYPER - I TIDSGRUPPER

----- TIDSGRUP=4 -----

OBS	TYPE	STARTTID	HAST	TIDSFB
127	1	21.00	78.7786	45.6977
128	1	21.27	74.7826	48.1395
129	1	21.35	77.0149	46.7442
130	1	21.41	80.0000	45.0000
131	1	21.45	81.9048	43.9535
132	1	21.65	70.2041	51.2791
133	1	21.67	70.6849	50.9302
134	1	21.68	70.2041	51.2791
135	1	21.70	70.6849	50.9302
136	1	21.94	74.7826	48.1395
137	1	22.04	74.2446	48.4884
138	1	22.05	73.7143	48.8372
139	1	22.07	74.2446	48.4884
140	1	22.32	89.7391	40.1163
141	1	22.37	86.7227	41.5116
142	1	22.43	81.2598	44.3023
143	1	22.45	86.7227	41.5116
144	1	22.47	83.9024	42.9070
145	1	22.58	75.8824	47.4419
146	1	22.68	89.7391	40.1163
147	1	22.71	78.7786	45.6977
148	1	22.72	86.7227	41.5116
149	1	22.96	78.7786	45.6977
150	1	23.07	80.0000	45.0000
151	1	23.08	79.3846	45.3488
152	1	23.42	78.7786	45.6977
153	1	23.47	80.6250	44.6512
154	1	23.61	80.0000	45.0000
155	1	23.90	81.2598	44.3023
156	1	23.90	78.7786	45.6977
157	1	24.18	81.9048	43.9535
158	1	24.32	88.9655	40.4651
159	1	24.39	82.5600	43.6047
160	1	24.42	82.5600	43.6047
161	1	24.61	83.2258	43.2558
162	1	24.64	83.2258	43.2558
163	1	24.66	80.6250	44.6512
164	1	25.00	86.7227	41.5116
165	1	25.25	83.9024	42.9070
166	1	25.38	82.5600	43.6047
167	1	25.47	80.6250	44.6512
168	1	25.61	78.1818	46.0465
169	1	25.66	89.7391	40.1163
170	1	25.79	87.4576	41.1628
171	1	25.79	75.8824	47.4419
172	1	25.84	74.7826	48.1395
173	1	26.13	87.4576	41.1628
174	1	26.16	81.9048	43.9535
175	1	26.18	81.2598	44.3023

STRÆKNINGSHAST VEJ 527 MOD HILLERØD
ONS 5 8 81 KL. 1600 - 1653 KM 30.26 - 31.98

20 5278113004 13:35 MONDAY, MARCH 15, 1982 47

SORTERET LISTE - ALLE BILTYPER - I TIDSGRUPPER

TIDSGRUP=4

OBS	TYPE	STARTTID	HAST	TIDSFB
176	1	26.21	81.2598	44.3023
177	2	26.30	71.1724	50.5814
178	1	26.72	82.5600	43.6047
179	1	26.75	83.9024	42.9070

TIDSGRUP=5

OBS	TYPE	STARTTID	HAST	TIDSFB
180	1	27.15	77.0149	46.7442
181	1	27.20	78.1818	46.0465
182	1	27.54	84.5902	42.5581
183	1	27.55	92.1429	39.0698
184	1	27.60	82.5600	43.6047
185	1	27.90	68.3444	52.6744
186	1	27.94	67.4510	53.3721
187	1	27.95	66.5806	54.0698
188	1	27.97	67.0130	53.7209
189	1	28.09	70.6849	50.9302
190	1	28.16	73.7143	48.8372
191	3	28.34	74.2446	48.4884
192	1	28.71	81.2598	44.3023
193	1	28.72	88.2051	40.8140
194	1	28.76	83.9024	42.9070
195	1	28.89	73.1915	49.1860
196	1	28.91	83.9024	42.9070
197	1	28.93	83.2258	43.2558
198	1	29.08	73.7143	48.8372
199	1	29.18	88.9655	40.4651
200	1	29.27	79.3846	45.3488
201	1	29.29	78.7786	45.6977
202	1	29.91	82.5600	43.6047
203	1	30.00	74.7826	48.1395
204	1	30.33	75.8824	47.4419
205	1	30.35	75.8824	47.4419
206	1	30.42	76.4444	47.0930
207	1	30.45	77.0149	46.7442
208	1	30.46	77.0149	46.7442
209	1	30.47	77.0149	46.7442
210	1	30.48	77.0149	46.7442
211	1	30.50	76.4444	47.0930
212	1	30.56	78.7786	45.6977
213	1	30.58	77.5940	46.3953
214	1	30.70	82.5600	43.6047
215	1	30.81	88.9655	40.4651
216	1	30.96	77.5940	46.3953
217	1	30.97	89.7391	40.1163
218	1	31.00	79.3846	45.3488

STRÆKNINGSFAST VEJ 3 MOD KASTRUP 11:31 MONDAY, FEBRUARY 15, 1982 60
 TOR 14 5 81 KL. 1500 - 1530 KM 44.6 - 45.7 . 38114503

GENNEMSNITSMAL FOR PERSONBILER I TIDSGRUPPER
 TIDSGRUP=1

VARIABLE	N	MEAN	STANDARD DEVIATION	MINIMUM VALUE	MAXIMUM VALUE	STD ERROR OF MEAN	SUM	VARIANCE	C.V.
HAST	176	90.74709243	8.79249452	62.85714286	110.00000000	0.66275921	15971.488268	77.30795995	9.689
TIDSFB	176	40.07231405	4.21415300	32.72727273	57.27272727	0.31765373	7052.727273	17.75908554	10.516

TIDSGRUP=2

HAST	112	90.43570104	9.68466934	67.34693878	113.79310345	0.91511524	10128.798516	93.79282018	10.709
TIDSFB	112	40.28571429	4.54880887	31.63636364	53.45454545	0.42982204	4512.000000	20.69166215	11.291

TIDSGRUP=3

HAST	143	90.28969260	8.61026100	70.96774194	113.79310345	0.72002620	12911.426042	74.13659440	9.536
TIDSFB	143	40.24539097	3.97631556	31.63636364	50.72727273	0.33251621	5755.090909	15.81108543	9.880

TIDSGRUP=4

HAST	144	92.76712035	10.34283707	62.85714286	129.41176471	0.86190309	13358.465330	106.97427859	11.149
TIDSFB	144	39.31818182	4.68618754	27.81818182	57.27272727	0.39051563	5661.818182	21.96035370	11.919

TIDSGRUP=5

HAST	110	91.50764782	9.71563816	70.96774194	120.00000000	0.92634975	10065.841260	94.39362491	10.617
TIDSFB	110	39.79834711	4.38978442	30.00000000	50.72727273	0.41854952	4377.818182	19.27020727	11.030

STRÆKNINGSHAST VEJ 527 MOD HILLERØD
ONS 5 8 81 KL. 1600 - 1653 KM 30.26 - 31.98

20 5278113004 13:35 MONDAY, MARCH 15, 1982 48

SORTERET LISTE - ALLE BILTYPER - I TIDSGRUPPER

----- TIDSGRUP=5 -----

OBS	TYPE	STARTTID	HAST	TIDSFB
219	1	31.02	80.6250	44.6512
220	1	31.07	82.5600	43.6047
221	1	31.52	75.3285	47.7907
222	1	31.70	78.7786	45.6977
223	1	31.76	75.8824	47.4419
224	1	31.78	75.8824	47.4419
225	1	31.79	79.3846	45.3488
226	1	31.81	76.4444	47.0930
227	1	31.83	77.0149	46.7442
228	1	31.85	76.4444	47.0930
229	1	31.89	76.4444	47.0930
230	1	31.92	77.5940	46.3953
231	1	31.99	79.3846	45.3488
232	1	32.01	79.3846	45.3488
233	3	32.04	80.6250	44.6512
234	1	32.15	86.0000	41.8605
235	1	32.25	87.4576	41.1628
236	1	32.33	77.0149	46.7442
237	1	32.70	88.9655	40.4651
238	1	32.72	89.7391	40.1163
239	1	32.76	80.6250	44.6512
240	1	32.85	81.9048	43.9535
241	1	32.94	78.7786	45.6977

----- TIDSGRUP=6 -----

OBS	TYPE	STARTTID	HAST	TIDSFB
242	1	33.34	83.9024	42.9070
243	1	33.40	86.0000	41.8605
244	1	33.40	85.2893	42.2093
245	1	33.41	86.7227	41.5116
246	1	33.54	78.1818	46.0465
247	1	33.55	77.0149	46.7442
248	1	33.66	87.4576	41.1628
249	1	33.72	78.7786	45.6977
250	1	33.84	75.3285	47.7907
251	1	34.06	75.8824	47.4419
252	1	34.14	74.7826	48.1395
253	1	34.18	74.2446	48.4884
254	1	34.20	72.6761	49.5349
255	1	34.25	75.8824	47.4419
256	1	34.32	75.3285	47.7907
257	1	34.35	81.2598	44.3023
258	2	34.99	75.3285	47.7907
259	1	35.02	73.1915	49.1860
260	1	35.44	73.1915	49.1860
261	1	35.45	89.7391	40.1163

STRÆKNINGSHAST VEJ 527 MOD HILLERØD
ONS 5 8 81 KL. 1600 - 1653 KM 30.26 - 31.98

20 5278113004 13:35 MONDAY, MARCH 15, 1982 49

SORTERET LISTE - ALLE BILTYPER - I TIDSGRUPPER

----- TIDSGRUP=6 -----

OBS	TYPE	STARTTID	HAST	TIDSFB
262	1	35.58	77.0149	46.7442
263	1	35.62	77.5940	46.3953
264	1	35.75	73.7143	48.8372
265	1	36.04	72.6761	49.5349
266	1	36.05	83.9024	42.9070
267	1	36.06	77.0149	46.7442
268	1	36.08	71.6667	50.2326
269	1	36.10	72.1678	49.8837
270	1	36.21	77.0149	46.7442
271	1	36.26	79.3846	45.3488
272	1	36.29	80.0000	45.0000
273	1	36.49	73.7143	48.8372
274	1	36.53	75.3285	47.7907
275	1	36.62	70.2041	51.2791
276	1	36.84	70.6849	50.9302
277	1	36.92	80.6250	44.6512
278	1	37.04	81.9048	43.9535
279	1	37.08	81.9048	43.9535
280	1	37.17	72.6761	49.5349
281	1	37.35	63.7037	56.5116
282	1	37.38	63.7037	56.5116
283	1	37.67	77.5940	46.3953
284	1	37.83	81.2598	44.3023
285	1	37.85	69.7297	51.6279
286	1	37.95	71.1724	50.5814
287	1	37.97	71.1724	50.5814
288	1	37.99	71.1724	50.5814
289	1	38.00	71.1724	50.5814
290	1	38.03	71.1724	50.5814
291	1	38.04	71.1724	50.5814
292	1	38.05	71.1724	50.5814
293	1	38.08	71.1724	50.5814
294	1	38.11	70.6849	50.9302
295	1	38.13	71.1724	50.5814
296	1	38.19	72.6761	49.5349
297	1	38.36	80.6250	44.6512
298	1	38.38	80.6250	44.6512
299	1	38.41	80.6250	44.6512
300	1	38.54	84.5902	42.5581
301	1	38.57	83.2258	43.2558
302	1	38.59	83.2258	43.2558
303	1	38.61	81.2598	44.3023

STRÆKNINGSHAST VEJ 527 MOD HILLERØD
ONS 5 8 81 KL. 1600 - 1653 KM 30.26 - 31.98

20 5278113004 13:35 MONDAY, MARCH 15, 1982 50

SORTERET LISTE - ALLE BILTYPER - I TIDSGRUPPER

----- TIDSGRUP=7 -----

OBS	TYPE	STARTTID	HAST	TIDSFB
304	1	39.04	85.2893	42.2093
305	1	39.14	82.5600	43.6047
306	1	39.35	72.6761	49.5349
307	1	39.47	77.5940	46.3953
308	1	39.49	78.1818	46.0465
309	1	39.52	78.1818	46.0465
310	1	40.00	79.3846	45.3488
311	1	40.01	78.7786	45.6977
312	1	40.07	79.3846	45.3488
313	1	40.08	78.7786	45.6977
314	1	40.28	81.2598	44.3023
315	2	40.75	75.8824	47.4419
316	1	40.76	75.3285	47.7907
317	1	40.77	72.6761	49.5349
318	1	40.79	72.6761	49.5349
319	1	41.00	84.5902	42.5581
320	1	41.04	86.0000	41.8605
321	1	41.29	78.1818	46.0465
322	1	41.33	79.3846	45.3488
323	1	41.35	80.0000	45.0000
324	1	41.41	78.7786	45.6977
325	1	41.44	79.3846	45.3488
326	1	41.46	79.3846	45.3488
327	1	41.56	77.0149	46.7442
328	1	41.77	83.9024	42.9070
329	1	41.90	75.8824	47.4419
330	1	42.00	74.7826	48.1395
331	1	42.02	74.7826	48.1395
332	1	42.03	74.7826	48.1395
333	1	42.05	74.2446	48.4884
334	1	42.06	74.2446	48.4884
335	2	42.19	79.3846	45.3488
336	1	42.50	94.6789	38.0233
337	1	42.51	85.2893	42.2093
338	1	42.52	81.9048	43.9535
339	1	42.65	71.1724	50.5814
340	1	42.66	80.6250	44.6512
341	1	42.68	72.1678	49.8837
342	1	42.73	81.9048	43.9535
343	1	42.74	80.0000	45.0000
344	1	42.79	77.0149	46.7442
345	1	42.84	79.3846	45.3488
346	1	42.85	78.7786	45.6977
347	1	43.20	78.1818	46.0465
348	1	43.25	76.4444	47.0930
349	1	43.27	76.4444	47.0930
350	1	43.35	78.7786	45.6977
351	1	43.68	79.3846	45.3488
352	1	43.86	77.0149	46.7442

STRÆKNINGSHAST VEJ 527 MOD HILLERØD
ONS 5 8 81 KL. 1600 - 1653 KM 30.26 - 31.98

20 5278113004 13:35 MONDAY, MARCH 15, 1982 51

SORTERET LISTE - ALLE BILTYPER - I TIDSGRUPPER

----- TIDSGRUP=7 -----

OBS	TYPE	STARTTID	HAST	TIDSFB
353	1	44.21	70.6849	50.9302
354	1	44.23	70.6849	50.9302
355	1	44.26	71.6667	50.2326
356	1	44.32	73.7143	48.8372
357	1	44.34	73.7143	48.8372
358	1	44.36	73.7143	48.8372
359	1	44.38	73.7143	48.8372
360	1	44.42	73.7143	48.8372
361	1	44.44	73.7143	48.8372
362	1	44.47	73.1915	49.1860

----- TIDSGRUP=8 -----

OBS	TYPE	STARTTID	HAST	TIDSFB
363	1	45.13	82.560	43.6047
364	1	45.18	83.902	42.9070
365	1	45.23	84.590	42.5581
366	1	45.29	83.902	42.9070
367	1	45.43	71.667	50.2326
368	5	45.44	80.000	45.0000
369	1	45.47	72.168	49.8837
370	1	45.49	72.676	49.5349
371	1	45.50	72.676	49.5349
372	1	45.51	72.168	49.8837
373	1	45.56	73.714	48.8372
374	1	45.58	73.714	48.8372
375	1	45.59	73.714	48.8372
376	1	45.92	100.194	35.9302
377	1	46.05	77.015	46.7442
378	1	46.06	81.905	43.9535
379	1	46.07	83.902	42.9070
380	1	46.10	81.905	43.9535
381	1	46.76	77.015	46.7442
382	1	46.93	81.905	43.9535
383	1	47.01	85.289	42.2093
384	1	47.03	86.000	41.8605
385	1	47.10	73.714	48.8372
386	1	47.11	86.723	41.5116
387	1	47.34	81.905	43.9535
388	1	47.55	75.328	47.7907
389	1	47.58	74.783	48.1395
390	1	47.78	73.191	49.1860
391	1	48.05	72.676	49.5349
392	1	48.07	74.245	48.4884
393	1	48.09	75.882	47.4419
394	1	48.10	73.714	48.8372
395	1	48.13	74.245	48.4884

STRÆKNINGSHAST VEJ 527 MOD HILLERØD
ONS 5 8 81 KL. 1600 - 1653 KM 30.26 - 31.98

20 5278113004 13:35 MONDAY, MARCH 15, 1982 52

SORTERET LISTE - ALLE BILTYPER - I TIDSGRUPPER

TIDSGRUP=8

OBS	TYPE	STARTTID	HAST	TIDSFB
396	1	48.24	74.7826	48.1395
397	1	48.39	81.9048	43.9535
398	1	48.40	80.6250	44.6512
399	1	48.43	80.0000	45.0000
400	1	48.46	79.3846	45.3488
401	1	48.48	80.0000	45.0000
402	1	48.52	78.7786	45.6977
403	1	48.55	80.0000	45.0000
404	1	49.06	81.2598	44.3023
405	1	49.47	80.6250	44.6512
406	1	49.59	88.9655	40.4651
407	1	49.68	79.3846	45.3488
408	1	49.73	84.5902	42.5581
409	1	49.75	83.2258	43.2558
410	1	49.77	83.2258	43.2558
411	1	49.89	69.7297	51.6279
412	1	50.41	81.9048	43.9535
413	1	50.44	80.6250	44.6512
414	1	50.58	74.7826	48.1395
415	1	50.60	80.6250	44.6512
416	1	50.60	80.0000	45.0000
417	1	50.69	72.6761	49.5349
418	1	50.72	73.1915	49.1860
419	1	50.74	73.1915	49.1860
420	1	50.80	75.3285	47.7907

TIDSGRUP=9

OBS	TYPE	STARTTID	HAST	TIDSFB
421	1	51.21	74.783	48.1395
422	1	51.34	94.679	38.0233
423	1	51.57	107.500	33.4884
424	1	51.61	79.385	45.3488
425	1	51.86	97.358	36.9767
426	1	52.05	78.779	45.6977
427	1	52.24	75.882	47.4419
428	1	52.25	86.000	41.8605
429	1	52.28	77.015	46.7442
430	1	52.30	77.015	46.7442
431	1	52.34	77.594	46.3953
432	1	52.76	80.625	44.6512
433	1	52.80	81.905	43.9535
434	1	53.01	74.245	48.4884
435	1	53.30	89.739	40.1163

STRÆKNINGSHAST VEJ 527 MOD RUNGSTED
TIR 4 8 81 KL. 1350 - 1525 KM 31.98 - 30.26

20 5278133001

13:35 MONDAY, MARCH 15, 1982 64

GENNEMSNITSMAL FOR PERSONBILER I TIDSGRUPPER
TIDSGRUP=1

VARIABLE	N	MEAN	STANDARD DEVIATION	MINIMUM VALUE	MAXIMUM VALUE	STD ERROR OF MEAN	SUM	VARIANCE	C.V.
HAST	16	79.26794678	7.13654595	69.72972973	97.35849057	1.78413649	1268.2871485	50.93028803	9.003
TIDSFB	16	45.74127907	3.88422570	36.97674419	51.62790698	0.97105643	731.8604651	15.08720930	8.492
----- TIDSGRUP=2 -----									
HAST	18	81.12817679	7.19340485	67.01298701	93.81818182	1.69550178	1460.3071823	51.74507338	8.867
TIDSFB	18	44.70930233	4.02609951	38.37209302	53.72093023	0.94896076	804.7674419	16.20947730	9.005
----- TIDSGRUP=3 -----									
HAST	21	79.67187251	7.26974426	69.26174497	102.17821782	1.58638825	1673.1093227	52.84918157	9.125
TIDSFB	21	45.51495017	3.83025646	35.23255814	51.97674419	0.83583048	955.8139535	14.67086456	8.415
----- TIDSGRUP=4 -----									
HAST	16	81.83858571	7.67567985	71.17241379	96.44859813	1.91891996	1309.4173713	58.91606122	9.379
TIDSFB	16	44.34593023	4.07184332	37.32558140	50.58139535	1.01796083	709.5348837	16.57990806	9.182
----- TIDSGRUP=5 -----									
HAST	13	84.61367423	11.51220065	71.17241379	115.95505618	3.19290998	1099.9777651	132.53076389	13.606
TIDSFB	13	43.17531306	5.07945358	31.04651163	50.58139535	1.40878695	561.2790698	25.80084869	11.765
----- TIDSGRUP=6 -----									
HAST	18	79.94562158	7.72088113	67.89473684	95.55555556	1.81982914	1439.0211884	59.61200545	9.658
TIDSFB	18	45.42635659	4.36937075	37.67441860	53.02325581	1.02987056	817.6744186	19.09140076	9.619
----- TIDSGRUP=7 -----									
HAST	18	80.68858801	3.77759321	73.19148936	88.20512821	0.89038726	1452.3945841	14.27021049	4.682
TIDSFB	18	44.70930233	2.11429004	40.81395349	49.18604651	0.49834294	804.7674419	4.47022238	4.729
----- TIDSGRUP=8 -----									
HAST	5	82.97449675	5.47627819	78.18181818	90.52631579	2.44906606	414.87248375	29.98962284	6.600
TIDSFB	5	43.53488372	2.80591780	39.76744186	46.04651163	1.25484459	217.67441860	7.87317469	6.445

GENNEMSNITSMAL FOR ALLE BILER I TIDSGRUPPER
TIDSGRUP=1

VARIABLE	N	MEAN	STANDARD DEVIATION	MINIMUM VALUE	MAXIMUM VALUE	STD ERROR OF MEAN	SUM	VARIANCE	C.V.
HAST	19	77.93803217	7.49897547	65.31645570	97.35849057	1.72038296	1480.8226112	56.23463313	9.622
TIDSFB	19	46.57894737	4.29818849	36.97674419	55.11627907	0.98607207	885.0000000	18.47442430	9.228
----- TIDSGRUP=2 -----									
HAST	20	81.35149357	6.92531660	67.01298701	93.81818182	1.54854787	1627.0298714	47.96001002	8.513
TIDSFB	20	44.56395349	3.87602764	38.37209302	53.72093023	0.86670613	891.2790698	15.02359028	8.698
----- TIDSGRUP=3 -----									
HAST	23	78.74979281	7.59049535	67.45098039	102.17821782	1.58272769	1811.2452346	57.61561962	9.639
TIDSFB	23	46.09201213	4.13861119	35.23255814	53.37209302	0.86296009	1060.1162791	17.12810257	8.979
----- TIDSGRUP=4 -----									
HAST	19	79.95095909	8.42223846	65.73248408	96.44859813	1.93219402	1519.0682227	70.93410071	10.534
TIDSFB	19	45.49571603	4.71656888	37.32558140	54.76744186	1.08205511	864.4186047	22.24602203	10.367
----- TIDSGRUP=5 -----									
HAST	14	83.58441762	11.71184265	70.20408163	115.95505618	3.13012161	1170.1818467	137.16725824	14.012
TIDSFB	14	43.75415282	5.33918951	31.04651163	51.27906977	1.42695842	612.5581395	28.50694465	12.203
----- TIDSGRUP=6 -----									
HAST	21	79.57065749	7.69932356	67.89473684	95.55555556	1.68013014	1670.9838074	59.27958330	9.676
TIDSFB	21	45.64784053	4.42526601	37.67441860	53.02325581	0.96567221	958.6046512	19.58297922	9.694
----- TIDSGRUP=7 -----									
HAST	18	80.68858801	3.77759321	73.19148936	88.20512821	0.89038726	1452.3945841	14.27021049	4.682
TIDSFB	18	44.70930233	2.11429004	40.81395349	49.18604651	0.49834294	804.7674419	4.47022238	4.729
----- TIDSGRUP=8 -----									
HAST	5	82.97449675	5.47627819	78.18181818	90.52631579	2.44906606	414.87248375	29.98962284	6.600
TIDSFB	5	43.53488372	2.80591780	39.76744186	46.04651163	1.25484459	217.67441860	7.87317469	6.445

STRÆKNINGSHAST VEJ 527 MOD RUNGSTED
TIR 4 8 81 KL. 1350 - 1525 KM 31.98 - 30.26

20 5278133001 13:35 MONDAY, MARCH 15, 1982 66

GENNEMSNITSMAL FOR BILER FORDELT EFTER TYPE
TYPE=1

VARIABLE	N	MEAN	STANDARD DEVIATION	MINIMUM VALUE	MAXIMUM VALUE	STD ERROR OF MEAN	SUM	VARIANCE	C.V.
HAST	125	80.93909637	7.43672698	67.01298701	115.95505618	0.66516108	10117.387046	55.30490816	9.188
TIDSFB	125	44.82697674	3.87655204	31.04651163	53.72093023	0.34672936	5603.372093	15.02765575	8.648
----- TYPE=2 -----									
HAST	11	73.37665540	6.23820699	65.31645570	85.28925620	1.88089018	807.14320942	38.91522649	8.502
TIDSFB	11	49.37632135	4.08113785	42.20930233	55.11627907	1.23050936	543.13953488	16.65568612	8.265
----- TYPE=5 -----									
HAST	2	67.67285862	0.31378319	67.45098039	67.89473684	0.22187822	135.34571723	0.09845989	0.464
TIDSFB	2	53.19767442	0.24666516	53.02325581	53.37209302	0.17441860	106.39534884	0.06084370	0.464
----- TYPE=6 -----									
HAST	1	86.72268908	:	86.72268908	86.72268908	:	86.72268908	:	:
TIDSFB	1	41.51162791	:	41.51162791	41.51162791	:	41.51162791	:	:

STRÆKNINGSHAST VEJ 527 MOD RUNGSTED
TIR 4 8 81 KL. 1350 - 1525 KM 31.98 - 30.26

20 5278133001 13:35 MONDAY, MARCH 15, 1982 67

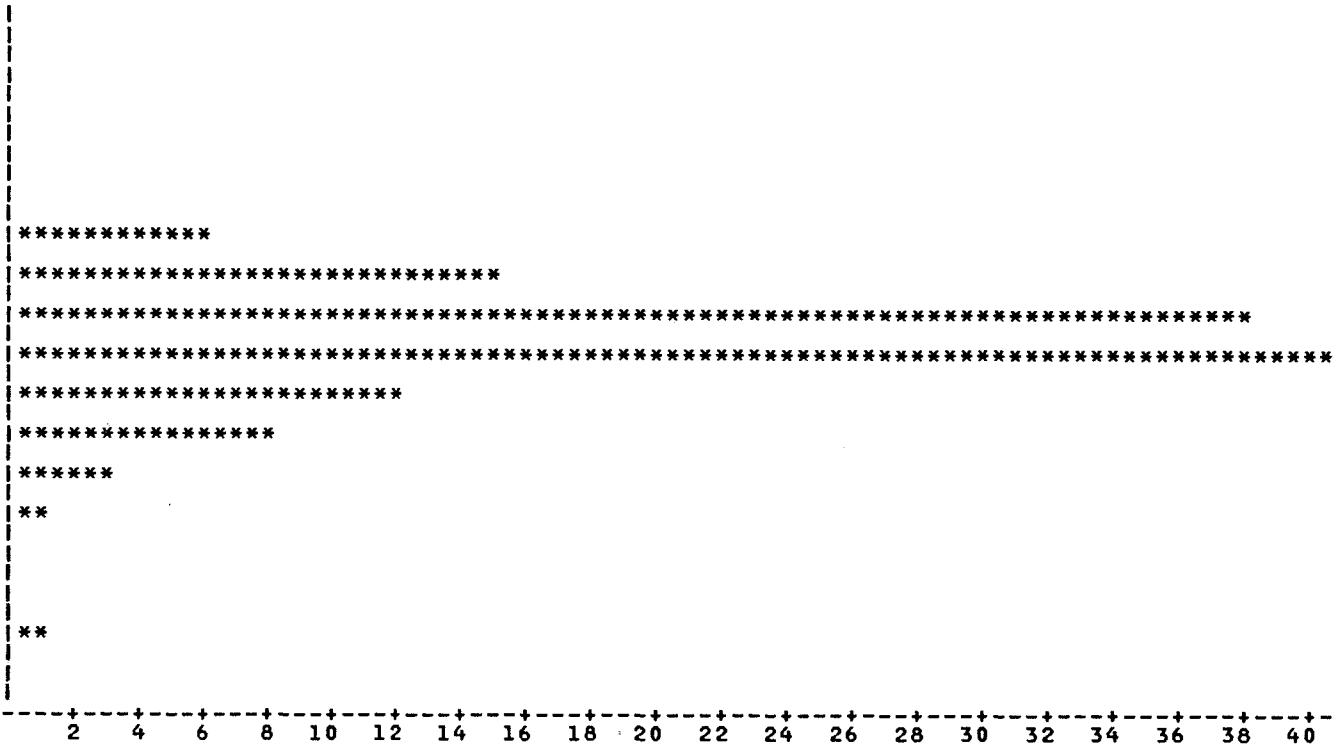
HASTIGHEDSFORDELING FOR PERSONBILER

FREQUENCY BAR CHART

MIDPOINT
HAST

FREQ	CUM. FREQ	PERCENT	CUM. PERCENT
0	0	0.00	0.00
0	0	0.00	0.00
0	0	0.00	0.00
0	0	0.00	0.00
0	0	0.00	0.00
6	6	4.80	4.80
15	21	12.00	16.80
38	59	30.40	47.20
41	100	32.80	80.00
12	112	9.60	89.60
8	120	6.40	96.00
3	123	2.40	98.40
1	124	0.80	99.20
0	124	0.00	99.20
0	124	0.00	99.20
1	125	0.80	100.00
0	125	0.00	100.00

42.5
47.5
52.5
57.5
62.5
67.5
72.5
77.5
82.5
87.5
92.5
97.5
102.5
107.5
112.5
117.5
122.5



FREQUENCY

STRÆKNINGSHAST VEJ 527 MOD RUNGSTED
TIR 4 8 81 KL. 1350 - 1525 KM 31.98 - 30.26

20 5278133001 13:35 MONDAY, MARCH 15, 1982 68

HASTIGHEDSFORDELING FOR LASTBILER

FREQUENCY BAR CHART

MIDPOINT
HAST

FREQ	CUM. FREQ	PERCENT	CUM. PERCENT
0	0	0.00	0.00
0	0	0.00	0.00
0	0	0.00	0.00
0	0	0.00	0.00
0	0	0.00	0.00
2	2	18.18	18.18
5	7	45.45	63.64
3	10	27.27	90.91
0	10	0.00	90.91
1	11	9.09	100.00
0	11	0.00	100.00
0	11	0.00	100.00
0	11	0.00	100.00

42.5
47.5
52.5
57.5
62.5
67.5
72.5
77.5
82.5
87.5
92.5
97.5
102.5

1 2 3 4 5

FREQUENCY

STRÆKNINGSHAST VEJ 3 MOD KASTRUP 11:31 MONDAY, FEBRUARY 15, 1982 61
TOR 14 5 81 KL. 1500 - 1530 KM 44.6 - 45.7 . 38114503

GENNEMSNITSMAL FOR ALLE BILER I TIDSGRUPPER
TIDSGRUP=1

VARIABLE	N	MEAN	STANDARD DEVIATION	MINIMUM VALUE	MAXIMUM VALUE	STD ERROR OF MEAN	SUM	VARIANCE	C.V.
HAST	200	89.11444734	9.59471366	62.85714286	110.00000000	0.67844871	17822.889468	92.05853013	10.767
TIDSFB	200	40.89818182	4.71948756	32.72727273	57.27272727	0.33371817	8179.636364	22.27356286	11.540

TIDSGRUP=2

HAST	125	89.20535451	10.00701085	65.34653465	113.79310345	0.89505426	11150.669314	100.14026608	11.218
TIDSFB	125	40.88290909	4.77623549	31.63636364	55.09090909	0.42719949	5110.363636	22.81242549	11.683

TIDSGRUP=3

HAST	165	88.12699739	10.09597493	65.34653465	113.79310345	0.78597058	14540.954569	101.92870982	11.456
TIDSFB	165	41.41818182	5.03646049	31.63636364	55.09090909	0.39208792	6834.000000	25.36593429	12.160

TIDSGRUP=4

HAST	158	91.25398601	11.15959277	61.68224299	129.41176471	0.88780953	14418.129789	124.53651074	12.229
TIDSFB	158	40.07710012	5.23206952	27.81818182	58.36363636	0.41624110	6332.181818	27.37455148	13.055

TIDSGRUP=5

HAST	122	90.04138076	10.37271490	65.34653465	120.00000000	0.93910148	10985.048453	107.59321447	11.520
TIDSFB	122	40.52906110	4.84119811	30.00000000	55.09090909	0.43830148	4944.545455	23.43719915	11.945

STRÆKNINGSHAST VEJ 527 MOD RUNGSTED
TIR 4 8 81 KL. 1350 - 1525 KM 31.98 - 30.26 20 5278133001

13:35 MONDAY, MARCH 15, 1982 69

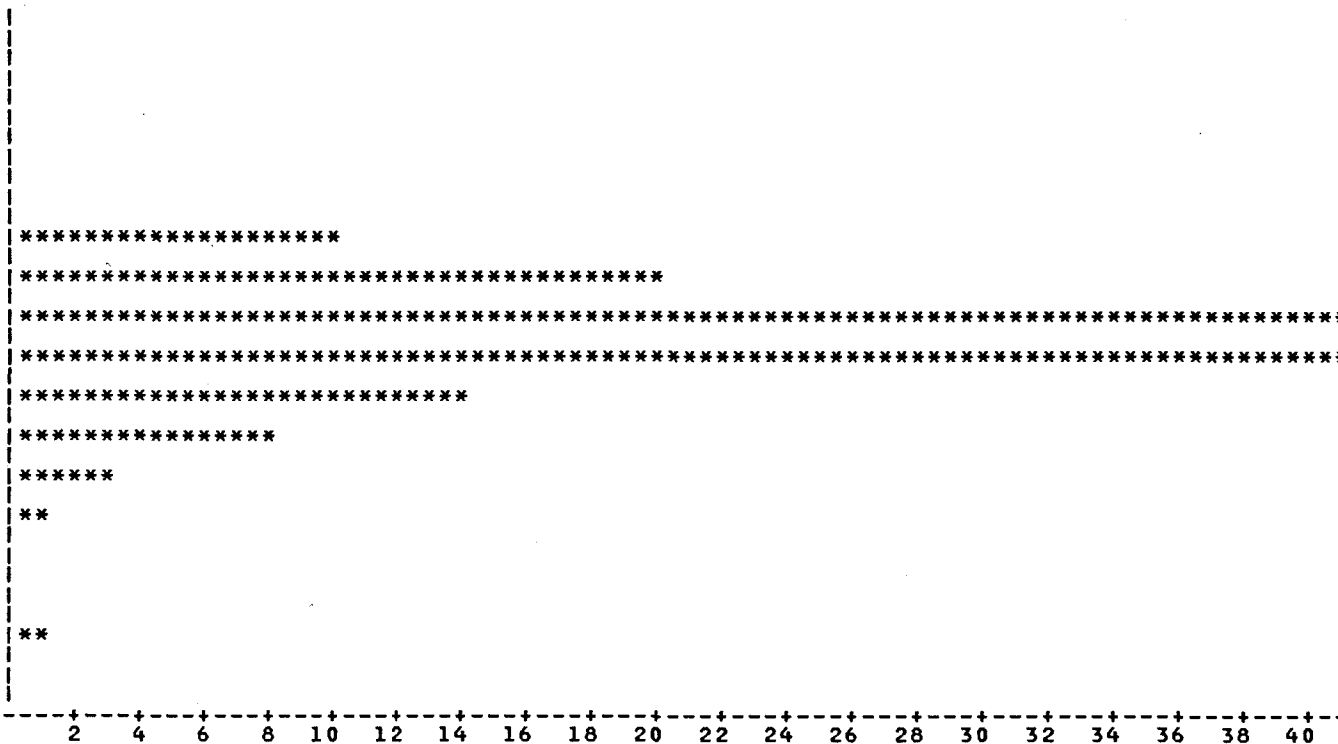
HASTIGHEDSFORDELING FOR ALLE BILTYPER

FREQUENCY BAR CHART

MIDPOINT
HAST

FREQ	CUM. FREQ	PERCENT	CUM. PERCENT
0	0	0.00	0.00
0	0	0.00	0.00
0	0	0.00	0.00
0	0	0.00	0.00
0	0	0.00	0.00
10	10	7.19	7.19
20	30	14.39	21.58
41	71	29.50	51.08
41	112	29.50	80.58
14	126	10.07	90.65
8	134	5.76	96.40
3	137	2.16	98.56
1	138	0.72	99.28
0	138	0.00	99.28
0	138	0.00	99.28
1	139	0.72	100.00
0	139	0.00	100.00

42.5
47.5
52.5
57.5
62.5
67.5
72.5
77.5
82.5
87.5
92.5
97.5
102.5
107.5
112.5
117.5
122.5



FREQUENCY

STRÆKNINGSHAST VEJ 527 MOD RUNGSTED
TIR 4 8 81 KL. 1350 - 1525 KM 31.98 - 30.26 20 5278133001

13:35 MONDAY, MARCH 15, 1982 70

HASTIGHEDSFORDELING FOR ALLE BILTYPER

TABLE OF TYPE BY HAST

TYPE	HAST					
FREQUENCY						
PERCENT						
ROW PCT						
COL PCT						
	7	8	9	10	12	TOTAL
1	21 15.11 16.80 70.00	79 56.83 63.20 96.34	20 14.39 16.00 90.91	4 2.88 3.20 100.00	1 0.72 0.80 100.00	125 89.93
2	7 5.04 63.64 23.33	3 2.16 27.27 3.66	1 0.72 9.09 4.55	0 0.00 0.00 0.00	0 0.00 0.00 0.00	11 7.91
5	2 1.44 100.00 6.67	0 0.00 0.00 0.00	0 0.00 0.00 0.00	0 0.00 0.00 0.00	0 0.00 0.00 0.00	2 1.44
6	0 0.00 0.00 0.00	0 0.00 0.00 0.00	1 0.72 100.00 4.55	0 0.00 0.00 0.00	0 0.00 0.00 0.00	1 0.72
TOTAL	30 21.58	82 58.99	22 15.83	4 2.88	1 0.72	139 100.00

STRÆKNINGSHAST VEJ 527 MOD RUNGSTED
TIR 4 8 81 KL. 1350 - 1525 KM 31.98 - 30.26

20 5278133001 13:35 MONDAY, MARCH 15, 1982 60

SORTERET LISTE - ALLE BILTYPER - I TIDSGRUPPER

----- TIDSGRUP=1 -----

OBS	TYPE	STARTTID	HAST	TIDSFB
1	1	15.05	82.5600	43.6047
2	1	15.21	77.5940	46.3953
3	1	15.24	97.3585	36.9767
4	2	15.40	65.3165	55.1163
5	3	15.72	75.8824	47.4419
6	1	15.97	80.6250	44.6512
7	1	16.50	89.7391	40.1163
8	1	16.69	83.2258	43.2558
9	3	16.73	80.0000	45.0000
10	1	16.77	75.8824	47.4419
11	2	17.05	77.0149	46.7442
12	1	17.10	78.7786	45.6977
13	1	17.47	81.9048	43.9535
14	2	17.72	70.2041	51.2791
15	1	17.88	69.7297	51.6279
16	1	17.97	71.6667	50.2326
17	1	18.01	72.1678	49.8837
18	1	18.81	71.1724	50.5814
19	3	19.73	80.0000	45.0000

----- TIDSGRUP=2 -----

OBS	TYPE	STARTTID	HAST	TIDSFB
20	1	21.29	91.3274	39.4186
21	2	22.03	80.0000	45.0000
22	1	22.07	78.1818	46.0465
23	1	22.21	80.6250	44.6512
24	3	22.53	91.3274	39.4186
25	1	22.75	83.9024	42.9070
26	6	23.10	86.7227	41.5116
27	1	23.29	79.3846	45.3488
28	1	23.39	83.9024	42.9070
29	3	23.44	81.2598	44.3023
30	1	23.55	67.0130	53.7209
31	1	24.17	71.6667	50.2326
32	1	24.19	71.6667	50.2326
33	1	24.61	93.8182	38.3721
34	1	25.15	76.4444	47.0930
35	1	25.41	89.7391	40.1163
36	1	25.70	81.2598	44.3023
37	1	25.71	80.6250	44.6512
38	1	25.76	79.3846	45.3488
39	1	25.77	78.7786	45.6977

STRÆKNINGSHAST VEJ 527 MOD RUNGSTED
TIR 4 8 81 KL. 1350 - 1525 KM 31.98 - 30.26

20 5278133001 13:35 MONDAY, MARCH 15, 1982 61

SORTERET LISTE - ALLE BILTYPER - I TIDSGRUPPER

----- TIDSGRUP=3 -----

OBS	TYPE	STARTTID	HAST	TIDSFB
40	1	26.15	75.882	47.4419
41	1	26.45	77.015	46.7442
42	1	26.90	72.168	49.8837
43	1	26.92	72.168	49.8837
44	1	27.12	80.000	45.0000
45	3	27.25	69.262	51.9767
46	1	27.27	75.328	47.7907
47	1	27.45	76.444	47.0930
48	5	27.53	67.451	53.3721
49	1	28.40	84.590	42.5581
50	1	28.97	83.226	43.2558
51	1	29.00	81.260	44.3023
52	3	29.26	84.590	42.5581
53	1	29.70	80.625	44.6512
54	1	30.19	83.902	42.9070
55	2	30.37	70.685	50.9302
56	1	30.43	70.204	51.2791
57	1	30.60	102.178	35.2326
58	1	30.66	79.385	45.3488
59	1	30.72	78.779	45.6977
60	1	30.73	78.182	46.0465
61	1	30.75	78.182	46.0465
62	1	31.44	89.739	40.1163

----- TIDSGRUP=4 -----

OBS	TYPE	STARTTID	HAST	TIDSFB
63	1	32.31	80.6250	44.6512
64	1	32.77	91.3274	39.4186
65	1	33.49	81.9048	43.9535
66	1	33.63	96.4486	37.3256
67	2	33.87	73.7143	48.8372
68	1	33.89	73.1915	49.1860
69	1	33.90	73.1915	49.1860
70	2	34.28	70.2041	51.2791
71	1	34.33	71.1724	50.5814
72	1	34.34	88.2051	40.8140
73	2	34.54	65.7325	54.7674
74	1	35.64	76.4444	47.0930
75	1	35.79	77.5940	46.3953
76	1	36.06	86.7227	41.5116
77	1	36.32	74.7826	48.1395
78	3	36.58	81.2598	44.3023
79	1	37.24	88.2051	40.8140
80	1	37.42	77.0149	46.7442
81	1	37.67	91.3274	39.4186

STRÆKNINGSHAST VEJ 527 MOD RUNGSTED
TIR 4 8 81 KL. 1350 - 1525 KM 31.98 - 30.26

20 5278133001

13:35 MONDAY, MARCH 15, 1982

62

SORTERET LISTE - ALLE BILTYPER - I TIDSGRUPPER

----- TIDSGRUP=5 -----

OBS	TYPE	STARTTID	HAST	TIDSFB
82	1	38.09	115.955	31.0465
83	1	38.10	94.679	38.0233
84	1	38.48	83.902	42.9070
85	3	38.63	89.739	40.1163
86	1	38.81	78.182	46.0465
87	1	39.37	74.245	48.4884
88	1	39.40	71.172	50.5814
89	1	40.00	75.328	47.7907
90	1	42.68	83.226	43.2558
91	2	42.79	70.204	51.2791
92	1	43.47	89.739	40.1163
93	1	43.53	82.560	43.6047
94	1	43.54	80.625	44.6512
95	1	43.64	80.625	44.6512

----- TIDSGRUP=6 -----

OBS	TYPE	STARTTID	HAST	TIDSFB
96	1	44.10	80.6250	44.6512
97	1	44.91	75.8824	47.4419
98	1	45.01	83.2258	43.2558
99	1	45.09	82.5600	43.6047
100	3	45.12	81.2598	44.3023
101	1	45.62	95.5556	37.6744
102	1	46.07	68.3444	52.6744
103	1	46.49	93.8182	38.3721
104	1	47.31	81.9048	43.9535
105	1	47.35	80.6250	44.6512
106	2	47.53	78.7786	45.6977
107	1	47.54	87.4576	41.1628
108	5	47.67	67.8947	53.0233
109	1	47.69	67.8947	53.0233
110	1	48.16	84.5902	42.5581
111	1	48.19	68.8000	52.3256
112	1	48.44	75.8824	47.4419
113	1	48.73	75.3285	47.7907
114	1	49.25	75.8824	47.4419
115	2	49.69	85.2893	42.2093
116	1	49.76	79.3846	45.3488

STRÆKNINGSHAST VEJ 527 MOD RUNGSTED
TIR 4 8 81 KL. 1350 - 1525 KM 31.98 - 30.26

20 5278133001

13:35 MONDAY, MARCH 15, 1982 63

SORTERET LISTE - ALLE BILTYPER - I TIDSGRUPPER

----- TIDSGRUP=7 -----

OBS	TYPE	STARTTID	HAST	TIDSFB
117	1	50.01	83.2258	43.2558
118	1	50.58	73.1915	49.1860
119	1	50.59	81.2598	44.3023
120	1	51.99	78.1818	46.0465
121	1	52.15	79.3846	45.3488
122	1	52.16	84.5902	42.5581
123	1	52.22	81.2598	44.3023
124	1	52.24	81.9048	43.9535
125	1	52.61	80.6250	44.6512
126	1	52.62	88.2051	40.8140
127	1	52.66	80.6250	44.6512
128	3	52.67	79.3846	45.3488
129	1	52.71	75.8824	47.4419
130	1	53.06	83.9024	42.9070
131	1	54.20	82.5600	43.6047
132	3	54.86	75.3285	47.7907
133	1	55.06	85.2893	42.2093
134	1	55.73	77.5940	46.3953

----- TIDSGRUP=8 -----

OBS	TYPE	STARTTID	HAST	TIDSFB
135	1	56.58	78.1818	46.0465
136	1	56.60	78.1818	46.0465
137	1	57.43	86.7227	41.5116
138	3	57.45	81.2598	44.3023
139	1	59.27	90.5263	39.7674

STRÆKNINGSHAST VEJ 527 MOD RUNGSTED
ONS 5 8 81 KL. 1005 - 1050 KM 31.98 - 30.26

20 5278133002 13:35 MONDAY, MARCH 15, 1982 75

GENNEMSNITSMAL FOR PERSONBILER I TIDSGRUPPER
TIDSGRUP=1

VARIABLE	N	MEAN	STANDARD DEVIATION	MINIMUM VALUE	MAXIMUM VALUE	STD ERROR OF MEAN	SUM	VARIANCE	C.V.
HAST	20	79.40249563	10.34476803	66.58064516	104.24242424	2.31316045	1588.0499125	107.01422557	13.028
TIDSFB	20	46.01162791	5.47936890	34.53488372	54.06976744	1.22522413	920.2325581	30.02348353	11.909
----- TIDSGRUP=2 -----									
HAST	38	84.49026855	6.72908382	75.88235294	106.39175258	1.09160154	3210.6302050	45.28056905	7.964
TIDSFB	38	42.85189718	3.15523657	33.83720930	47.44186047	0.51184696	1628.3720930	9.95551784	7.363
----- TIDSGRUP=3 -----									
HAST	22	83.49412446	6.53366485	71.17241379	100.19417476	1.39298203	1836.8707381	42.68877638	7.825
TIDSFB	22	43.36680761	3.36731193	35.93023256	50.58139535	0.71791332	954.0697674	11.33878966	7.765
----- TIDSGRUP=4 -----									
HAST	22	81.77607498	7.87269750	66.15384615	95.55555556	1.67846475	1799.0736495	61.97936588	9.627
TIDSFB	22	44.42917548	4.44720433	37.67441860	54.41860465	0.94814715	977.4418605	19.77762638	10.010
----- TIDSGRUP=5 -----									
HAST	23	80.59859072	7.54018524	71.17241379	100.19417476	1.57223731	1853.7675865	56.85439347	9.355
TIDSFB	23	45.01516684	3.92200879	35.93023256	50.58139535	0.81779536	1035.3488372	15.38215294	8.713
----- TIDSGRUP=6 -----									
HAST	1	83.22580645	.	83.22580645	83.22580645	.	83.22580645	.	.
TIDSFB	1	43.25581395	.	43.25581395	43.25581395	.	43.25581395	.	.

STRÆKNINGSHAST VEJ 527 MOD RUNGSTED 13:35 MONDAY, MARCH 15, 1982 76
 ONS 5 8 81 KL. 1005 - 1050 KM 31.98 - 30.26 20 5278133002

GENNEMSNITSMAL FOR ALLE BILER I TIDSGRUPPER
 TIDSGRUP=1

VARIABLE	N	MEAN	STANDARD DEVIATION	MINIMUM VALUE	MAXIMUM VALUE	STD ERROR OF MEAN	SUM	VARIANCE	C.V.
HAST	22	79.52483348	9.89579329	66.58064516	104.24242424	2.10979022	1749.5463365	97.92672491	12.444
TIDSFB	22	45.88794926	5.25491048	34.53488372	54.06976744	1.12035068	1009.5348837	27.61408413	11.452
----- TIDSGRUP=2 -----									
HAST	39	84.44077449	6.64714314	75.88235294	106.39175258	1.06439476	3293.1902050	44.18451197	7.872
TIDSFB	39	42.87119857	3.11577594	33.83720930	47.44186047	0.49892345	1671.9767442	9.70805972	7.268
----- TIDSGRUP=3 -----									
HAST	24	83.31460588	6.66356819	71.17241379	100.19417476	1.36019516	1999.5505411	44.40314099	7.998
TIDSFB	24	43.47383721	3.46526090	35.93023256	50.58139535	0.70734342	1043.3720930	12.00803313	7.971
----- TIDSGRUP=4 -----									
HAST	23	81.92882199	7.72649661	66.15384615	95.55555556	1.61108591	1884.3629057	59.69874990	9.431
TIDSFB	23	44.33265925	4.36954198	37.67441860	54.41860465	0.91111249	1019.6511628	19.09289713	9.856
----- TIDSGRUP=5 -----									
HAST	25	80.66214723	7.43167840	71.17241379	100.19417476	1.48633568	2016.5536807	55.22984389	9.213
TIDSFB	25	44.97209302	3.87785032	35.93023256	50.58139535	0.77557006	1124.3023256	15.03772309	8.623
----- TIDSGRUP=6 -----									
HAST	3	80.06208353	2.75606639	78.18181818	83.22580645	1.59121567	240.18625059	7.59590193	3.442
TIDSFB	3	45.00000000	1.52054614	43.25581395	46.04651163	0.87788773	135.00000000	2.31206057	3.379

STRÆKNINGSHAST VEJ 527 MOD RUNGSTED
ONS 5 8 81 KL. 1005 - 1050 KM 31.98 - 30.26

20 5278133002 13:35 MONDAY, MARCH 15, 1982 77

GENNEMSNITSMAL FOR BILER FORDELT EFTER TYPE
TYPE=1

VARIABLE	N	MEAN	STANDARD DEVIATION	MINIMUM VALUE	MAXIMUM VALUE	STD ERROR OF MEAN	SUM	VARIANCE	C.V.
HAST	126	82.31442776	7.80384866	66.15384615	106.39175258	0.69522209	10371.617898	60.90005386	9.481
TIDSFB	126	44.11683278	4.09593392	33.83720930	54.41860465	0.36489480	5558.720930	16.77667465	9.284
----- TYPE=2 -----									
HAST	9	80.72030726	5.30364993	73.71428571	88.96551724	1.76788331	726.48276535	28.12870254	6.570
TIDSFB	9	44.76744186	2.89765949	40.46511628	48.83720930	0.96588650	402.90697674	8.39643050	6.473
----- TYPE=5 -----									
HAST	1	85.28925620	.	85.28925620	85.28925620	.	85.28925620	.	.
TIDSFB	1	42.20930233	.	42.20930233	42.20930233	.	42.20930233	.	.

STRÆKNINGSHAST VEJ 527 MOD RUNGSTED
ONS 5 8 81 KL. 1005 - 1050 KM 31.98 - 30.26

20 5278133002

13:35 MONDAY, MARCH 15, 1982

78

HASTIGHEDSFORDELING FOR PERSONBILER

FREQUENCY BAR CHART

MIDPOINT
HAST

FREQ	CUM. FREQ	PERCENT	CUM. PERCENT
0	0	0.00	0.00
0	0	0.00	0.00
0	0	0.00	0.00
0	0	0.00	0.00
0	0	0.00	0.00
3	3	2.38	2.38
20	23	15.87	18.25
30	53	23.81	42.06
28	81	22.22	64.29
25	106	19.84	84.13
13	119	10.32	94.44
2	121	1.59	96.03
4	125	3.17	99.21
1	126	0.79	100.00
0	126	0.00	100.00
0	126	0.00	100.00
0	126	0.00	100.00

42.5
47.5
52.5
57.5
62.5
67.5
72.5
77.5
82.5
87.5
92.5
97.5
102.5
107.5
112.5
117.5
122.5

2 4 6 8 10 12 14 16 18 20 22 24 26 28 30

FREQUENCY

STRÆKNINGSHAST VEJ 3 MOD KASTRUP
TOR 14 5 81 KL. 1500 - 1530 KM 44.6 - 45.711:31 MONDAY, FEBRUARY 15, 1982 43
38114503

SORTERET LISTE - ALLE BILTYPER - I TIDSGRUPPER

----- TIDSGRUP=1 -----

OBS	TYPE	STARTTID	HAST	TIDSFB
1	1	17.48	100.000	36.0000
2	1	17.51	95.652	37.6364
3	1	17.62	79.518	45.2727
4	1	17.63	106.452	33.8182
5	1	17.65	95.652	37.6364
6	2	17.69	78.571	45.8182
7	2	17.70	76.744	46.9091
8	1	17.84	97.059	37.0909
9	4	17.84	77.647	46.3636
10	1	17.88	95.652	37.6364
11	1	17.90	88.000	40.9091
12	1	17.94	90.411	39.8182
13	1	18.04	78.571	45.8182
14	1	18.08	78.571	45.8182
15	1	18.15	84.615	42.5455
16	1	18.18	91.667	39.2727
17	3	18.23	95.652	37.6364
18	1	18.24	76.744	46.9091
19	1	18.32	76.744	46.9091
20	1	18.34	86.842	41.4545
21	2	18.41	82.500	43.6364
22	1	18.67	97.059	37.0909
23	2	18.67	75.000	48.0000
24	2	18.72	75.000	48.0000
25	1	18.75	88.000	40.9091
26	1	18.79	108.197	33.2727
27	1	18.88	98.507	36.5455
28	1	18.92	91.667	39.2727
29	1	18.93	83.544	43.0909
30	1	18.97	92.958	38.7273
31	1	19.00	81.481	44.1818
32	1	19.29	108.197	33.2727
33	1	19.29	89.189	40.3636
34	1	19.31	98.507	36.5455
35	1	19.33	95.652	37.6364
36	1	19.40	84.615	42.5455
37	1	19.42	78.571	45.8182
38	2	19.48	86.842	41.4545
39	1	19.52	80.488	44.7273
40	1	19.57	95.652	37.6364
41	1	19.58	82.500	43.6364
42	1	19.59	94.286	38.1818
43	1	19.63	95.652	37.6364
44	1	19.65	91.667	39.2727
45	1	19.66	89.189	40.3636
46	1	19.67	89.189	40.3636
47	1	19.69	92.958	38.7273
48	1	19.71	92.958	38.7273
49	1	19.76	92.958	38.7273

STRÆKNINGSHAST VEJ 527 MOD RUNGSTED
ONS 5 8 81 KL. 1005 - 1050 KM 31.98 - 30.26


20 5278133002 13:35 MONDAY, MARCH 15, 1982 79

HASTIGHEDSFORDELING FOR LASTBILER

FREQUENCY BAR CHART

MIDPOINT
HAST

42.5
47.5
52.5
57.5
62.5
67.5
72.5
77.5
82.5
87.5
92.5
97.5
102.5



FREQUENCY

FREQ	CUM. FREQ	PERCENT	CUM. PERCENT
0	0	0.00	0.00
0	0	0.00	0.00
0	0	0.00	0.00
0	0	0.00	0.00
0	0	0.00	0.00
0	0	0.00	0.00
1	1	11.11	11.11
4	5	44.44	55.56
2	7	22.22	77.78
2	9	22.22	100.00
0	9	0.00	100.00
0	9	0.00	100.00
0	9	0.00	100.00

2-82 W.J.C. (DFP).

STRÆKNINGSHAST VEJ 527 MOD RUNGSTED
ONS 5 8 81 KL. 1005 - 1050 KM 31.98 - 30.26 20 5278133002

13:35 MONDAY, MARCH 15, 1982 81

HASTIGHEDSFORDELING FOR ALLE BILTYPER

TABLE OF TYPE BY HAST

TYPE	HAST					
FREQUENCY PERCENT ROW PCT COL PCT	7	8	9	10	11	TOTAL
1	23 16.91 18.25 95.83	58 42.65 46.03 90.63	38 27.94 30.16 92.68	6 4.41 4.76 100.00	1 0.74 0.79 100.00	126 92.65
2	1 0.74 11.11 4.17	6 4.41 66.67 9.38	2 1.47 22.22 4.88	0 0.00 0.00 0.00	0 0.00 0.00 0.00	9 6.62
5	0 0.00 0.00 0.00	0 0.00 0.00 0.00	1 0.74 100.00 2.44	0 0.00 0.00 0.00	0 0.00 0.00 0.00	1 0.74
TOTAL	24 17.65	64 47.06	41 30.15	6 4.41	1 0.74	136 100.00

STRÆKNINGSHAST VEJ 527 MOD RUNGSTED
ONS 5 8 81 KL. 1005 - 1050 KM 31.98 - 30.26

20 5278133002 13:35 MONDAY, MARCH 15, 1982 71

SORTERET LISTE - ALLE BILTYPER - I TIDSGRUPPER

----- TIDSGRUP=1 -----

OBS	TYPE	STARTTID	HAST	TIDSFB
1	1	14.34	73.191	49.1860
2	2	14.68	77.594	46.3953
3	1	14.95	83.226	43.2558
4	1	15.36	99.231	36.2791
5	1	15.39	68.344	52.6744
6	1	15.55	75.882	47.4419
7	1	15.90	66.581	54.0698
8	1	16.67	90.526	39.7674
9	1	17.28	72.676	49.5349
10	1	17.43	71.172	50.5814
11	1	17.46	71.667	50.2326
12	1	17.48	72.168	49.8837
13	1	17.49	71.667	50.2326
14	3	17.52	72.168	49.8837
15	1	18.13	86.000	41.8605
16	3	18.16	86.000	41.8605
17	1	18.18	86.000	41.8605
18	1	18.31	73.714	48.8372
19	1	19.03	104.242	34.5349
20	2	19.47	83.902	42.9070
21	1	19.55	86.000	41.8605
22	1	19.92	77.594	46.3953

----- TIDSGRUP=2 -----

OBS	TYPE	STARTTID	HAST	TIDSFB
23	1	20.45	82.560	43.6047
24	1	20.60	80.625	44.6512
25	1	20.62	80.625	44.6512
26	1	20.67	77.015	46.7442
27	1	20.84	86.723	41.5116
28	1	21.00	82.560	43.6047
29	2	21.08	82.560	43.6047
30	1	21.11	83.226	43.2558
31	1	21.20	80.625	44.6512
32	1	21.28	83.902	42.9070
33	1	21.54	91.327	39.4186
34	1	21.91	83.226	43.2558
35	1	22.00	88.205	40.8140
36	1	22.12	78.779	45.6977
37	1	22.18	77.015	46.7442
38	1	22.20	77.015	46.7442
39	1	22.40	100.194	35.9302
40	1	22.70	106.392	33.8372
41	1	22.91	94.679	38.0233
42	1	23.04	81.905	43.9535
43	1	23.22	79.385	45.3488

STRÆKNINGSHAST VEJ 527 MOD RUNGSTED
ONS 5 8 81 KL. 1005 - 1050 KM 31.98 - 30.26

20 5278133002

13:35 MONDAY, MARCH 15, 1982 72

SORTERET LISTE - ALLE BILTYPER - I TIDSGRUPPER

----- TIDSGRUP=2 -----

OBS	TYPE	STARTTID	HAST	TIDSFB
44	1	23.27	81.9048	43.9535
45	1	23.34	79.3846	45.3488
46	1	23.36	85.2893	42.2093
47	1	23.74	87.4576	41.1628
48	1	23.90	91.3274	39.4186
49	1	24.03	75.8824	47.4419
50	1	24.56	81.9048	43.9535
51	1	24.62	81.2598	44.3023
52	1	24.64	79.3846	45.3488
53	1	24.83	83.9024	42.9070
54	3	24.93	90.5263	39.7674
55	1	24.95	91.3274	39.4186
56	1	24.95	77.5940	46.3953
57	1	25.02	78.7786	45.6977
58	1	25.10	89.7391	40.1163
59	1	25.43	79.3846	45.3488
60	1	25.68	87.4576	41.1628
61	1	25.82	92.1429	39.0698

----- TIDSGRUP=3 -----

OBS	TYPE	STARTTID	HAST	TIDSFB
62	1	26.00	79.385	45.3488
63	1	26.39	83.902	42.9070
64	1	26.54	83.226	43.2558
65	1	26.67	100.194	35.9302
66	1	26.77	84.590	42.5581
67	1	26.78	84.590	42.5581
68	1	26.82	82.560	43.6047
69	1	26.85	82.560	43.6047
70	1	27.41	77.015	46.7442
71	1	27.54	78.779	45.6977
72	2	27.56	73.714	48.8372
73	1	27.73	88.205	40.8140
74	1	28.14	86.000	41.8605
75	1	28.28	86.000	41.8605
76	1	28.37	92.143	39.0698
77	1	29.77	75.328	47.7907
78	3	30.00	89.739	40.1163
79	2	30.01	88.966	40.4651
80	1	30.68	71.172	50.5814
81	1	31.41	76.444	47.0930
82	1	31.56	85.289	42.2093
83	1	31.65	86.000	41.8605
84	1	31.65	74.783	48.1395
85	1	31.80	88.966	40.4651

STRÆKNINGSHAST VEJ 527 MOD RUNGSTED
ONS 5 8 81 KL. 1005 - 1050 KM 31.98 - 30.26

20 5278133002 13:35 MONDAY, MARCH 15, 1982 73

SORTERET LISTE - ALLE BILTYPER - I TIDSGRUPPER

----- TIDSGRUP=4 -----

OBS	TYPE	STARTTID	HAST	TIDSFB
86	1	32.28	66.1538	54.4186
87	1	32.36	71.6667	50.2326
88	1	32.50	70.6849	50.9302
89	1	32.82	83.9024	42.9070
90	1	33.40	83.2258	43.2558
91	1	33.54	75.8824	47.4419
92	1	34.13	81.2598	44.3023
93	1	34.55	78.7786	45.6977
94	1	34.58	88.2051	40.8140
95	1	34.59	86.7227	41.5116
96	1	34.63	86.0000	41.8605
97	1	35.87	73.1915	49.1860
98	1	36.29	71.1724	50.5814
99	1	36.49	77.5940	46.3953
100	1	36.56	80.6250	44.6512
101	1	37.20	87.4576	41.1628
102	1	37.33	86.0000	41.8605
103	1	37.38	84.5902	42.5581
104	1	37.50	92.9730	38.7209
105	1	37.66	92.1429	39.0698
106	1	37.77	95.5556	37.6744
107	5	37.84	85.2893	42.2093
108	1	37.87	85.2893	42.2093

----- TIDSGRUP=5 -----

OBS	TYPE	STARTTID	HAST	TIDSFB
109	1	38.07	76.444	47.0930
110	1	39.54	92.143	39.0698
111	2	39.80	87.458	41.1628
112	1	39.96	91.327	39.4186
113	1	40.11	73.191	49.1860
114	1	40.14	72.676	49.5349
115	1	40.18	73.191	49.1860
116	1	40.20	71.172	50.5814
117	1	40.28	74.245	48.4884
118	1	40.43	79.385	45.3488
119	1	40.77	75.882	47.4419
120	2	40.83	75.328	47.7907
121	1	41.31	78.779	45.6977
122	1	41.46	83.226	43.2558
123	1	41.53	76.444	47.0930
124	1	41.66	74.245	48.4884
125	1	41.67	83.902	42.9070
126	1	42.20	100.194	35.9302
127	1	42.32	79.385	45.3488
128	1	42.33	78.779	45.6977

STRÆKNINGSHAST VEJ 527 MOD RUNGSTED
ONS 5 8 81 KL. 1005 - 1050 KM 31.98 - 30.26

20 5278133002 13:35 MONDAY, MARCH 15, 1982 74

SORTERET LISTE - ALLE BILTYPER - I TIDSGRUPPER

----- TIDSGRUP=5 -----

OBS	TYPE	STARTTID	HAST	TIDSFB
129	1	42.40	79.3846	45.3488
130	1	42.59	91.3274	39.4186
131	1	43.13	86.0000	41.8605
132	1	43.54	86.0000	41.8605
133	1	43.72	76.4444	47.0930

----- TIDSGRUP=6 -----

OBS	TYPE	STARTTID	HAST	TIDSFB
134	1	44.04	83.2258	43.2558
135	2	44.09	78.7786	45.6977
136	2	44.35	78.1818	46.0465

STRÆKNINGSHAST VEJ 527 MOD RUNGSTED
ONS 5 8 81 KL. 1510 - 1545 KM 31.98 - 30.26

20 5278133003 13:35 MONDAY, MARCH 15, 1982 89

GENNEMSNITSMAL FOR PERSONBILER I TIDSGRUPPER
TIDSGRUP=1

VARIABLE	N	MEAN	STANDARD DEVIATION	MINIMUM VALUE	MAXIMUM VALUE	STD ERROR OF MEAN	SUM	VARIANCE	C.V.
HAST	15	76.63587552	4.74692186	70.68493151	86.72268908	1.22564995	1149.5381328	22.53326718	6.194
TIDSFB	15	47.13953488	2.84580149	41.51162791	50.93023256	0.73478278	707.0930233	8.09858611	6.037
----- TIDSGRUP=2 -----									
HAST	9	76.26572013	4.85710547	71.17241379	86.72268908	1.61903516	686.39148114	23.59147350	6.369
TIDSFB	9	47.36434109	2.84883721	41.51162791	50.58139535	0.94961240	426.27906977	8.11587345	6.015
----- TIDSGRUP=3 -----									
HAST	16	82.47971017	7.49746214	72.67605634	100.19417476	1.87436554	1319.6753627	56.21193855	9.090
TIDSFB	16	43.97529070	3.87501199	35.93023256	49.53488372	0.96875300	703.6046512	15.01571796	8.812
----- TIDSGRUP=4 -----									
HAST	7	77.23130719	10.42975357	68.34437086	99.23076923	3.94207631	540.61915036	108.77975949	13.505
TIDSFB	7	47.24252492	5.47076827	36.27906977	52.67441860	2.06775604	330.69767442	29.92930542	11.580
----- TIDSGRUP=5 -----									
HAST	15	80.22651460	4.96919787	74.78260870	92.14285714	1.28304137	1203.3977190	24.69292744	6.194
TIDSFB	15	45.02325581	2.60534815	39.06976744	48.13953488	0.67269800	675.3488372	6.78783899	5.787
----- TIDSGRUP=6 -----									
HAST	21	75.49143091	5.93178111	61.79640719	83.22580645	1.29442076	1585.3200490	35.18602709	7.858
TIDSFB	21	47.99003322	4.05997874	43.25581395	58.25581395	0.88595999	1007.7906977	16.48342734	8.460
----- TIDSGRUP=7 -----									
HAST	19	79.72037167	6.01536891	69.72972973	89.73913043	1.38002027	1514.6870617	36.18466313	7.546
TIDSFB	19	45.40391677	3.44991037	40.11627907	51.62790698	0.79146372	862.6744186	11.90188153	7.598
----- TIDSGRUP=8 -----									
HAST	12	81.11096294	5.65622219	69.72972973	86.72268908	1.63281070	973.33155525	31.99284950	6.973
TIDSFB	12	44.59302326	3.28194737	41.51162791	51.62790698	0.94741660	535.11627907	10.77117852	7.360
----- TIDSGRUP=9 -----									
HAST	24	80.85094767	9.30633120	70.68493151	114.66666667	1.89964690	1940.4227441	86.60780040	11.510
TIDSFB	24	45.00000000	4.35576086	31.39534884	50.93023256	0.88911596	1080.0000000	18.97265267	9.679
----- TIDSGRUP=10 -----									
HAST	15	82.18370906	4.06402073	73.19148936	88.96551724	1.04932564	1232.7556358	16.51626450	4.945
TIDSFB	15	43.90697674	2.22923340	40.46511628	49.18604651	0.57558559	658.6046512	4.96948157	5.077

STRÆKNINGSHAST VEJ 527 MOD RUNGSTED
ONS 5 8 81 KL. 1510 - 1545 KM 31.98 - 30.26

20 5278133003

13:35 MONDAY, MARCH 15, 1982 90

GENNEMSNITSMAL FOR PERSONBILER I TIDSGRUPPER
TIDSGRUP=11

VARIABLE	N	MEAN	STANDARD DEVIATION	MINIMUM VALUE	MAXIMUM VALUE	STD ERROR OF MEAN	SUM	VARIANCE	C.V.
HAST	20	79.30095678	9.31492122	66.58064516	96.44859813	2.08287970	1586.0191357	86.76775729	11.746
TIDSFB	20	45.95930233	5.06256928	37.32558140	54.06976744	1.13202491	919.1860465	25.62960775	11.015
----- TIDSGRUP=12 -----									
HAST	10	84.86973734	8.30356784	73.71428571	103.20000000	2.62581871	848.69737338	68.94923881	9.784
TIDSFB	10	42.76744186	4.00175732	34.88372093	48.83720930	1.26546678	427.67441860	16.01406165	9.357
----- TIDSGRUP=13 -----									
HAST	11	82.00236803	6.89282453	77.59398496	101.17647059	2.07826479	902.02604836	47.51102997	8.406
TIDSFB	11	44.14376321	3.18327529	35.58139535	46.39534884	0.95979361	485.58139535	10.13324156	7.211

STRÆKNINGSHAST VEJ 527 MOD RUNGSTED
ONS 5 8 81 KL. 1510 - 1545 KM 31.98 - 30.26

20 5278133003 13:35 MONDAY, MARCH 15, 1982 91

GENNEMSNITSMAL FOR ALLE BILER I TIDSGRUPPER
TIDSGRUP=1

VARIABLE	N	MEAN	STANDARD DEVIATION	MINIMUM VALUE	MAXIMUM VALUE	STD ERROR OF MEAN	SUM	VARIANCE	C.V.
HAST	18	75.62874917	5.57542311	64.50000000	86.72268908	1.31413983	1361.3174850	31.08534286	7.372
TIDSFB	18	47.84883721	3.57601929	41.51162791	55.81395349	0.84287583	861.2790698	12.78791398	7.474
----- TIDSGRUP=2 -----									
HAST	14	74.57109831	5.44858914	64.09937888	86.72268908	1.45619670	1043.9953764	29.68712364	7.307
TIDSFB	14	48.51328904	3.51633946	41.51162791	56.16279070	0.93978125	679.1860465	12.36464320	7.248
----- TIDSGRUP=3 -----									
HAST	17	81.99529218	7.52913845	72.67605634	100.19417476	1.82608430	1393.9199670	56.68792583	9.182
TIDSFB	17	44.24076607	3.90836891	35.93023256	49.53488372	0.94791870	752.0930233	15.27534756	8.834
----- TIDSGRUP=4 -----									
HAST	8	77.27664192	9.65692683	68.34437086	99.23076923	3.41423922	618.21313532	93.25623575	12.497
TIDSFB	8	47.13662791	5.07379580	36.27906977	52.67441860	1.79385771	377.09302326	25.74340377	10.764
----- TIDSGRUP=5 -----									
HAST	18	79.92581596	4.62541110	74.78260870	92.14285714	1.09021985	1438.6646873	21.39442787	5.787
TIDSFB	18	45.17441860	2.43231474	39.06976744	48.13953488	0.57330208	813.1395349	5.91615500	5.384
----- TIDSGRUP=6 -----									
HAST	23	76.13782850	6.06844285	61.79640719	84.59016393	1.26535781	1751.1700555	36.82599866	7.970
TIDSFB	23	47.59352882	4.09632452	42.55813953	58.25581395	0.85414271	1094.6511628	16.77987460	8.607
----- TIDSGRUP=7 -----									
HAST	24	78.61136803	5.82537062	69.72972973	89.73913043	1.18909880	1886.6728328	33.93494286	7.410
TIDSFB	24	46.03197674	3.34510530	40.11627907	51.62790698	0.68281676	1104.7674419	11.18972947	7.267
----- TIDSGRUP=8 -----									
HAST	17	78.22111669	6.77863555	69.26174497	86.72268908	1.64406061	1329.7589837	45.94989998	8.666
TIDSFB	17	46.35430917	4.06414503	41.51162791	51.97674419	0.98569996	788.0232558	16.51727484	8.768
----- TIDSGRUP=9 -----									
HAST	26	80.78696972	8.93607229	70.68493151	114.66666667	1.75250796	2100.4612126	79.85338795	11.061
TIDSFB	26	45.00000000	4.18255668	31.39534884	50.93023256	0.82026685	1170.0000000	17.49378042	9.295
----- TIDSGRUP=10 -----									
HAST	18	81.95905493	4.10895716	73.19148936	88.96551724	0.96849049	1475.2629888	16.88352893	5.013
TIDSFB	18	44.03100775	2.25614535	40.46511628	49.18604651	0.53177856	792.5581395	5.09019184	5.124

STRÆKNINGSHAST VEJ 3 MOD KASTRUP
ONS 1 4 81 KL. 1400 - 1453 KM 44.6 - 45.7 . 38114501

11:31 MONDAY, FEBRUARY 15, 1982 18

GENNEMSNITSMAL FOR PERSONBILER I TIDSGRUPPER
TIDSGRUP=1

VARIABLE	N	MEAN	STANDARD DEVIATION	MINIMUM VALUE	MAXIMUM VALUE	STD ERROR OF MEAN	SUM	VARIANCE	C.V.
HAST	76	92.80425071	10.68275394	68.75000000	137.50000000	1.22539592	7053.1230541	114.12123185	11.511
TIDSFB	76	39.28708134	4.44824669	26.18181818	52.36363636	0.51024889	2985.8181818	19.78689865	11.322

TIDSGRUP=2

HAST	73	92.83808799	8.53996806	73.33333333	115.78947368	0.99952766	6777.1804230	72.93105443	9.199
TIDSFB	73	39.10834371	3.68342830	31.09090909	49.09090909	0.43111267	2854.9090909	13.56764406	9.419

TIDSGRUP=3

HAST	71	89.33710922	10.98450008	65.34653465	117.85714286	1.30362032	6342.9347550	120.65924195	12.296
TIDSFB	71	40.93213828	5.31918002	30.54545455	55.09090909	0.63127053	2906.1818182	28.29367611	12.995

TIDSGRUP=4

HAST	67	92.23937114	9.95378857	67.34693878	122.22222222	1.21604882	6180.0378664	99.07790691	10.791
TIDSFB	67	39.48439620	4.34599245	29.45454545	53.45454545	0.53094748	2645.4545455	18.88765040	11.007

TIDSGRUP=5

HAST	66	90.56069352	10.90701333	68.75000000	115.78947368	1.34256053	5977.0057724	118.96293977	12.044
TIDSFB	66	40.34710744	5.07005993	31.09090909	52.36363636	0.62408124	2662.9090909	25.70550772	12.566

TIDSGRUP=6

HAST	65	88.46594938	8.24406798	70.21276596	108.19672131	1.02255078	5750.2867095	67.96465682	9.319
TIDSFB	65	41.05174825	3.92655879	33.27272727	51.27272727	0.48702968	2668.3636364	15.41786395	9.565

TIDSGRUP=7

HAST	68	88.60509670	8.18412318	70.96774194	104.76190476	0.99247072	6025.1465757	66.97987226	9.237
TIDSFB	68	40.98128342	3.88551341	34.36363636	50.72727273	0.47118771	2786.7272727	15.09721446	9.481

TIDSGRUP=8

HAST	79	89.34706856	9.06286435	68.04123711	108.19672131	1.01965190	7058.4184159	82.13551021	10.143
TIDSFB	79	40.72957422	4.39388252	33.27272727	52.90909091	0.49435041	3217.6363636	19.30620358	10.788

TIDSGRUP=9

HAST	24	91.21153158	9.38004201	78.57142857	120.00000000	1.91469306	2189.0767579	87.98518809	10.284
TIDSFB	24	39.84090909	3.81811124	30.00000000	45.81818182	0.77936869	956.1818182	14.57797341	9.583

STRÆKNINGSHAST VEJ 3 MOD KASTRUP
TOR 14 5 81 KL. 1500 - 1530 KM 44.6 - 45.711:31 MONDAY, FEBRUARY 15, 1982 44
38114503

SORTERET LISTE - ALLE BILTYPER - I TIDSGRUPPER

----- TIDSGRUP=1 -----

OBS	TYPE	STARTTID	HAST	TIDSF8
50	1	19.76	84.615	42.5455
51	1	19.80	103.125	34.9091
52	1	19.81	103.125	34.9091
53	1	19.81	84.615	42.5455
54	1	19.83	83.544	43.0909
55	1	19.86	85.714	42.0000
56	1	19.92	91.667	39.2727
57	1	19.96	103.125	34.9091
58	1	19.96	94.286	38.1818
59	1	20.06	90.411	39.8182
60	1	20.09	90.411	39.8182
61	1	20.12	97.059	37.0909
62	1	20.19	90.411	39.8182
63	1	20.20	95.652	37.6364
64	5	20.20	74.157	48.5455
65	2	20.23	81.481	44.1818
66	1	20.23	73.333	49.0909
67	1	20.26	97.059	37.0909
68	1	20.37	91.667	39.2727
69	1	20.43	90.411	39.8182
70	1	20.46	88.000	40.9091
71	1	20.47	97.059	37.0909
72	1	20.48	97.059	37.0909
73	1	20.50	90.411	39.8182
74	1	20.52	101.538	35.4545
75	1	20.60	91.667	39.2727
76	1	20.61	69.474	51.8182
77	1	20.67	71.739	50.1818
78	1	20.69	100.000	36.0000
79	1	20.70	90.411	39.8182
80	1	20.72	74.157	48.5455
81	1	20.73	94.286	38.1818
82	1	20.77	95.652	37.6364
83	1	20.78	94.286	38.1818
84	1	20.81	92.958	38.7273
85	1	20.96	75.000	48.0000
86	1	20.97	86.842	41.4545
87	1	21.01	89.189	40.3636
88	2	21.03	84.615	42.5455
89	1	21.05	90.411	39.8182
90	1	21.05	81.481	44.1818
91	1	21.06	90.411	39.8182
92	1	21.07	89.189	40.3636
93	1	21.12	77.647	46.3636
94	1	21.14	85.714	42.0000
95	1	21.15	94.286	38.1818
96	1	21.17	94.286	38.1818
97	1	21.20	92.958	38.7273
98	2	21.22	76.744	46.9091

STRÆKNINGSHAST VEJ 527 MOD RUNGSTED 13:35 MONDAY, MARCH 15, 1982 92
ONS 5 8 81 KL. 1510 - 1545 KM 31.98 - 30.26 20 5278133003

GENNEMSNITSMAL FOR ALLE BILER I TIDSGRUPPER
TIDSGRUP=11

VARIABLE	N	MEAN	STANDARD DEVIATION	MINIMUM VALUE	MAXIMUM VALUE	STD ERROR OF MEAN	SUM	VARIANCE	C.V.
HAST	22	78.49940763	9.24688974	66.58064516	96.44859813	1.97144352	1726.9869678	85.50496979	11.780
TIDSFB	22	46.42706131	5.06190041	37.32558140	54.06976744	1.07920079	1021.3953488	25.62283579	10.903

TIDSGRUP=12

HAST	11	84.97248849	7.88482408	73.71428571	103.20000000	2.37736391	934.69737338	62.17045072	9.279
TIDSFB	11	42.68498943	3.80623671	34.88372093	48.83720930	1.14762355	469.53488372	14.48743793	8.917

TIDSGRUP=13

HAST	12	81.83550403	6.59742136	77.59398496	101.17647059	1.90451150	982.02604836	43.52596857	8.062
TIDSFB	12	44.21511628	3.04518192	35.58139535	46.39534884	0.87906830	530.58139535	9.27313290	6.887

STRÆKNINGSHAST VEJ 527 MOD RUNGSTED
ONS 5 8 81 KL. 1510 - 1545 KM 31.98 - 30.26

20 5278133003 13:35 MONDAY, MARCH 15, 1982 93

GENNEMSNITSMAL FOR BILER FORDELT EFTER TYPE
TYPE=1

VARIABLE	N	MEAN	STANDARD DEVIATION	MINIMUM VALUE	MAXIMUM VALUE	STD ERROR OF MEAN	SUM	VARIANCE	C.V.
HAST	194	79.80866726	7.29974099	61.79640719	114.66666667	0.52409086	15482.881449	53.28621853	9.147
TIDSFB	194	45.46211940	3.93965022	31.39534884	58.25581395	0.28285040	8819.651163	15.52084386	8.666
----- TYPE=2 -----									
HAST	30	75.90989130	5.44103966	64.50000000	86.00000000	0.99339339	2277.2967389	29.60491263	7.168
TIDSFB	30	47.66279070	3.44903644	41.86046512	55.81395349	0.62970502	1429.8837209	11.89585237	7.236
----- TYPE=5 -----									
HAST	3	67.86143680	3.39161488	64.09937888	70.68493151	1.95814977	203.58431039	11.50305151	4.998
TIDSFB	3	53.13953488	2.70957679	50.93023256	56.16279070	1.56437489	159.41860465	7.34180638	5.099
----- TYPE=6 -----									
HAST	1	79.38461538	.	79.38461538	79.38461538	.	79.38461538	.	.
TIDSFB	1	45.34883721	.	45.34883721	45.34883721	.	45.34883721	.	.

STRÆKNINGSHAST VEJ 527 MOD RUNGSTED
ONS 5 8 81 KL. 1510 - 1545 KM 31.98 - 30.26

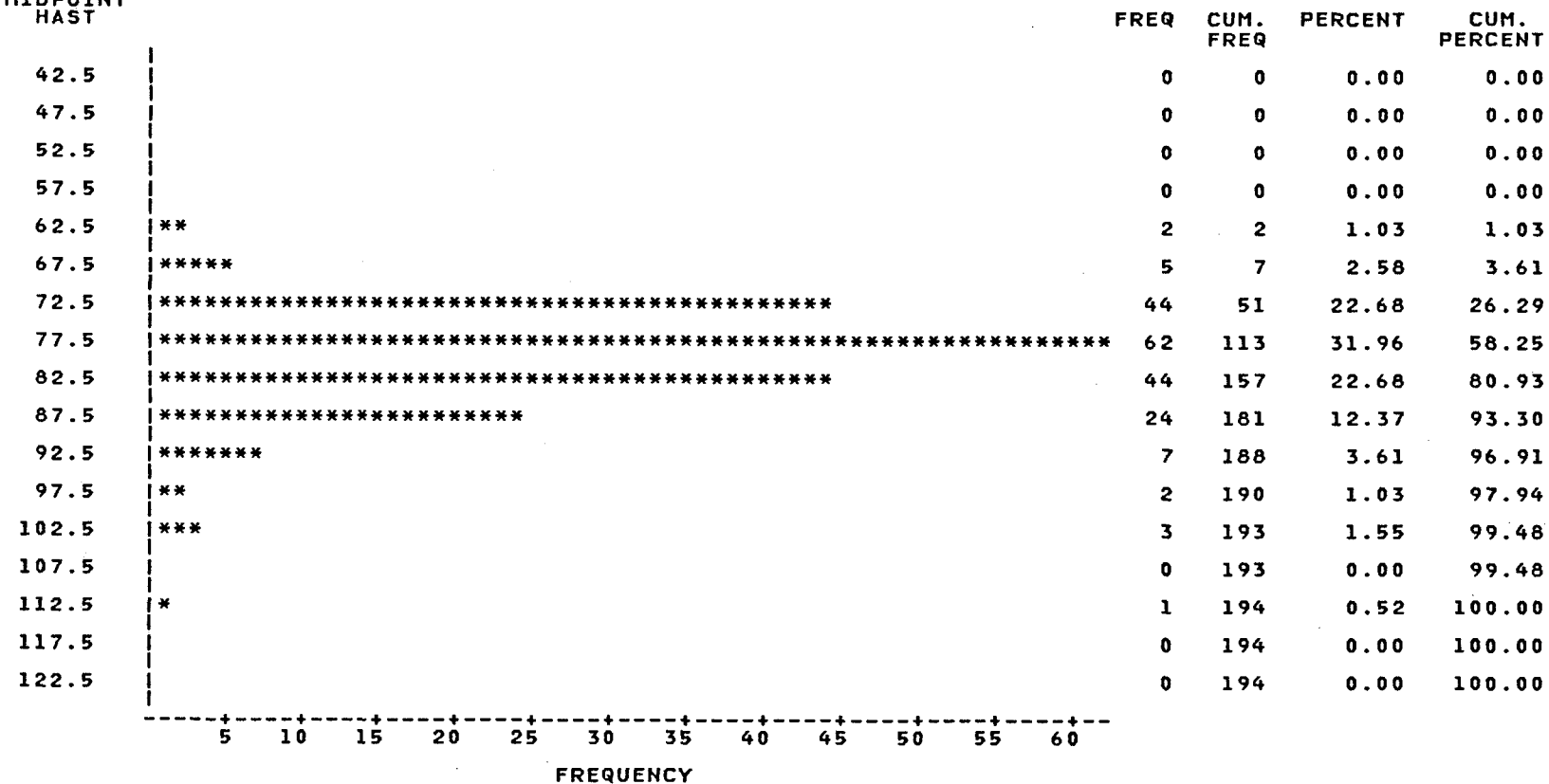
20 5278133003

13:35 MONDAY, MARCH 15, 1982

94

HASTIGHEDSFORDELING FOR PERSONBILER

FREQUENCY BAR CHART

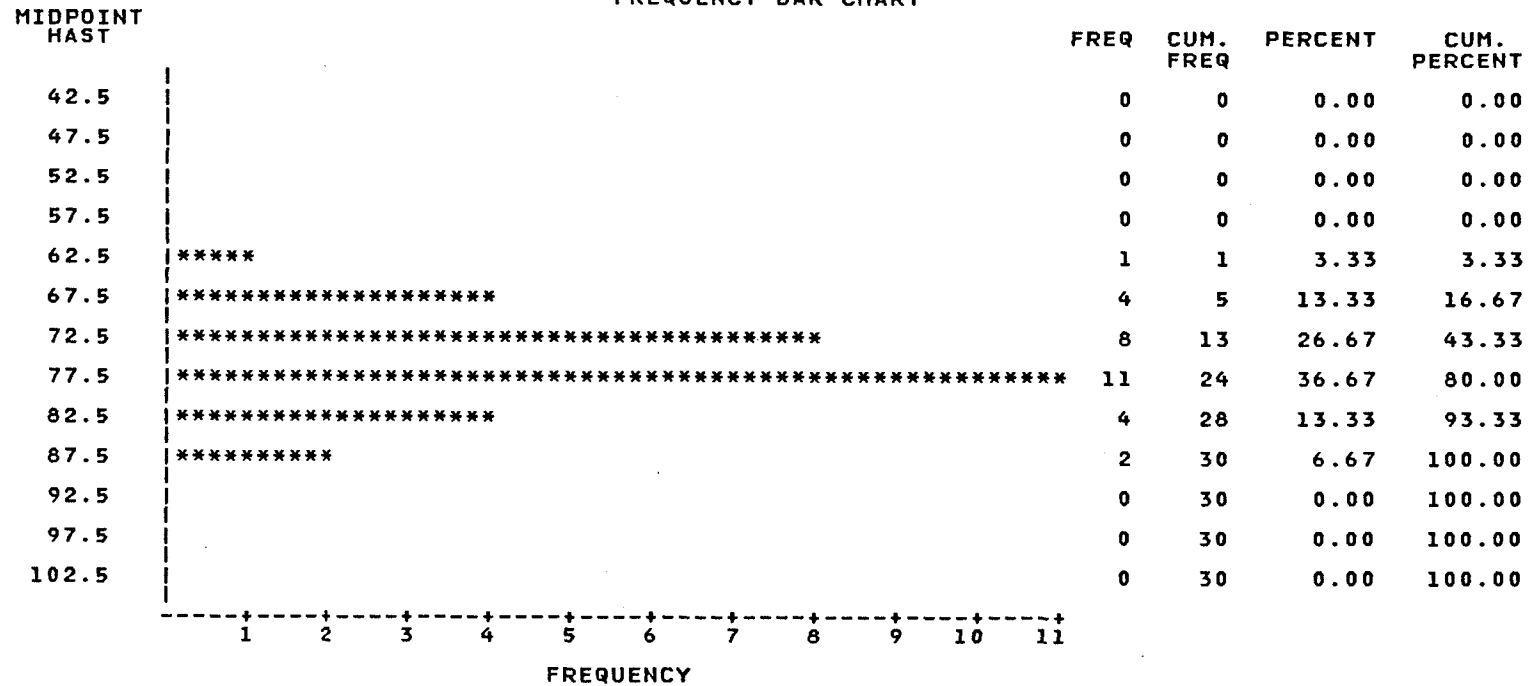
MIDPOINT
HAST

STRÆKNINGSHAST VEJ 527 MOD RUNGSTED
ONS 5 8 81 KL. 1510 - 1545 KM 31.98 - 30.26

20 5278133003 13:35 MONDAY, MARCH 15, 1982 95

HASTIGHEDSFORDELING FOR LASTBILER

FREQUENCY BAR CHART



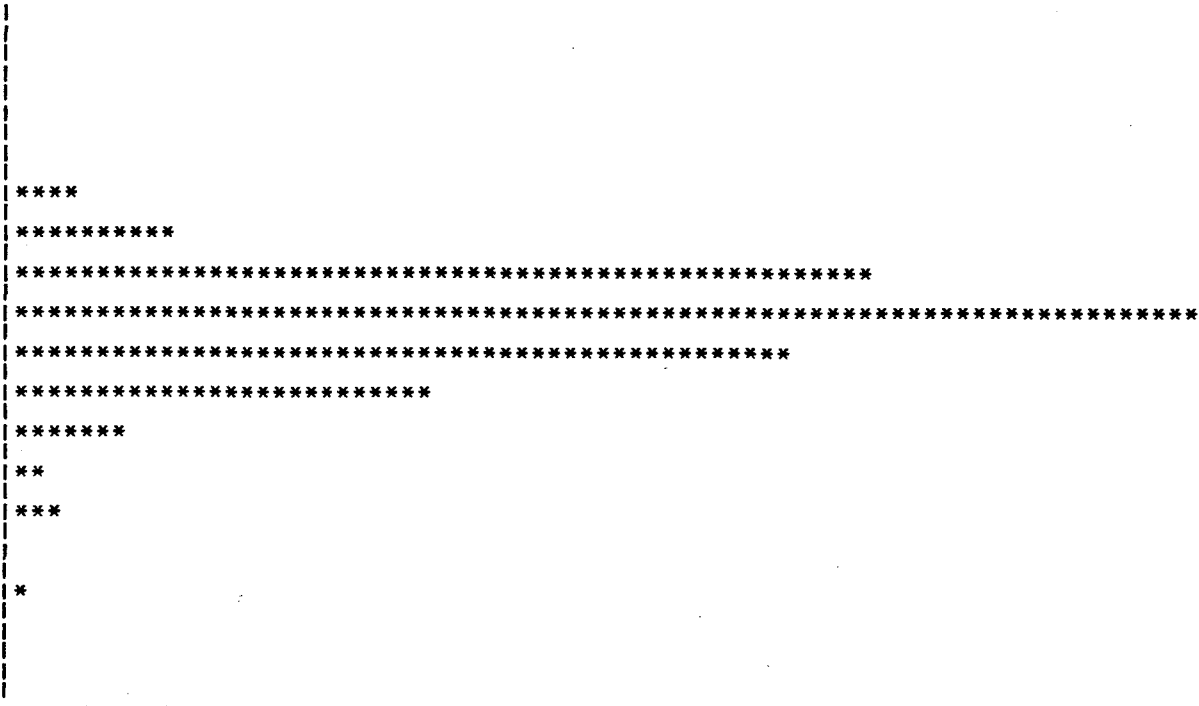
STRÆKNINGSHAST VEJ 527 MOD RUNGSTED
 ONS 5 8 81 KL. 1510 - 1545 KM 31.98 - 30.26 20 5278133003
 HASTIGHEDSFORDELING FOR ALLE BILTYPER

13:35 MONDAY, MARCH 15, 1982 96

FREQUENCY BAR CHART

MIDPOINT
HAST

42.5
47.5
52.5
57.5
62.5
67.5
72.5
77.5
82.5
87.5
92.5
97.5
102.5
107.5
112.5
117.5
122.5



FREQ	CUM. FREQ	PERCENT	CUM. PERCENT
0	0	0.00	0.00
0	0	0.00	0.00
0	0	0.00	0.00
0	0	0.00	0.00
4	4	1.75	1.75
10	14	4.39	6.14
53	67	23.25	29.39
74	141	32.46	61.84
48	189	21.05	82.89
26	215	11.40	94.30
7	222	3.07	97.37
2	224	0.88	98.25
3	227	1.32	99.56
0	227	0.00	99.56
1	228	0.44	100.00
0	228	0.00	100.00
0	228	0.00	100.00

5 10 15 20 25 30 35 40 45 50 55 60 65 70

FREQUENCY

STRÆKNINGSHAST VEJ 527 MOD RUNGSTED
ONS 5 8 81 KL. 1510 - 1545 KM 31.98 - 30.26

20 5278133003 13:35 MONDAY, MARCH 15, 1982 97

HASTIGHEDSFORDELING FOR ALLE BILTYPER

TABLE OF TYPE BY HAST

TYPE	HAST						TOTAL
FREQUENCY PERCENT ROW PCT COL PCT	6	7	8	9	10	11	
1	2 0.88 1.03 50.00	49 21.49 25.26 77.78	106 46.49 54.64 86.89	31 13.60 15.98 93.94	5 2.19 2.58 100.00	1 0.44 0.52 100.00	194 85.09
2	1 0.44 3.33 25.00	12 5.26 40.00 19.05	15 6.58 50.00 12.30	2 0.88 6.67 6.06	0 0.00 0.00 0.00	0 0.00 0.00 0.00	30 13.16
5	1 0.44 33.33 25.00	2 0.88 66.67 3.17	0 0.00 0.00 0.00	0 0.00 0.00 0.00	0 0.00 0.00 0.00	0 0.00 0.00 0.00	3 1.32
6	0 0.00 0.00 0.00	0 0.00 0.00 0.00	1 0.44 100.00 0.82	0 0.00 0.00 0.00	0 0.00 0.00 0.00	0 0.00 0.00 0.00	1 0.44
TOTAL	4 1.75	63 27.63	122 53.51	33 14.47	5 2.19	1 0.44	228 100.00

STRÆKNINGSHAST VEJ 527 MOD RUNGSTED
ONS 5 8 81 KL. 1510 - 1545 KM 31.98 - 30.26

20 5278133003

13:35 MONDAY, MARCH 15, 1982 82

SORTERET LISTE - ALLE BILTYPER - I TIDSGRUPPER

----- TIDSGRUP=1 -----

OBS	TYPE	STARTTID	HAST	TIDSFB
1	1	18.25	86.7227	41.5116
2	1	18.68	75.8824	47.4419
3	1	18.71	76.4444	47.0930
4	1	20.19	83.9024	42.9070
5	1	20.41	76.4444	47.0930
6	2	21.19	67.8947	53.0233
7	1	21.69	74.7826	48.1395
8	1	21.79	75.3285	47.7907
9	6	22.34	79.3846	45.3488
10	1	22.51	70.6849	50.9302
11	1	22.66	77.0149	46.7442
12	1	22.74	80.6250	44.6512
13	1	22.99	78.1818	46.0465
14	1	23.06	80.0000	45.0000
15	2	23.28	64.5000	55.8140
16	1	23.82	71.6667	50.2326
17	1	23.83	71.1724	50.5814
18	1	23.84	70.6849	50.9302

----- TIDSGRUP=2 -----

OBS	TYPE	STARTTID	HAST	TIDSFB
19	1	24.12	86.7227	41.5116
20	1	24.46	73.1915	49.1860
21	4	25.09	79.3846	45.3488
22	2	25.30	73.1915	49.1860
23	2	25.63	69.2617	51.9767
24	1	25.70	72.1678	49.8837
25	1	25.92	74.2446	48.4884
26	5	26.52	64.0994	56.1628
27	1	26.89	77.0149	46.7442
28	2	26.94	71.6667	50.2326
29	1	26.97	71.1724	50.5814
30	1	27.14	78.7786	45.6977
31	1	27.17	79.3846	45.3488
32	1	28.39	73.7143	48.8372

STRÆKNINGSHAST VEJ 527 MOD RUNGSTED
ONS 5 8 81 KL. 1510 - 1545 KM 31.98 - 30.26

20 5278133003 13:35 MONDAY, MARCH 15, 1982 83

SORTERET LISTE - ALLE BILTYPER - I TIDSGRUPPER

----- TIDSGRUP=3 -----

OBS	TYPE	STARTTID	HAST	TIDSFB
33	1	30.20	92.143	39.0698
34	1	30.32	100.194	35.9302
35	1	30.47	80.625	44.6512
36	2	30.91	74.245	48.4884
37	1	31.20	81.905	43.9535
38	1	31.75	86.723	41.5116
39	1	32.08	78.779	45.6977
40	1	32.20	83.226	43.2558
41	1	32.26	81.260	44.3023
42	1	32.36	84.590	42.5581
43	1	32.80	84.590	42.5581
44	1	34.70	72.676	49.5349
45	1	34.78	73.191	49.1860
46	1	34.81	73.714	48.8372
47	1	34.82	73.191	49.1860
48	1	35.47	83.902	42.9070
49	1	35.56	88.966	40.4651

----- TIDSGRUP=4 -----

OBS	TYPE	STARTTID	HAST	TIDSFB
50	1	36.51	78.7786	45.6977
51	2	37.11	77.5940	46.3953
52	1	37.17	76.4444	47.0930
53	1	37.21	76.4444	47.0930
54	1	38.58	70.2041	51.2791
55	1	38.73	71.1724	50.5814
56	1	40.06	99.2308	36.2791
57	1	41.51	68.3444	52.6744

----- TIDSGRUP=5 -----

OBS	TYPE	STARTTID	HAST	TIDSFB
58	1	43.25	81.2598	44.3023
59	1	43.34	74.7826	48.1395
60	1	43.40	76.4444	47.0930
61	1	43.67	92.1429	39.0698
62	1	43.83	80.6250	44.6512
63	2	43.86	80.0000	45.0000
64	1	43.96	78.7786	45.6977
65	2	44.30	75.8824	47.4419
66	1	44.34	77.0149	46.7442
67	1	44.88	75.3285	47.7907
68	1	45.29	81.9048	43.9535
69	1	45.42	89.7391	40.1163

STRÆKNINGSHAST VEJ 527 MOD RUNGSTED
ONS 5 8 81 KL. 1510 - 1545 KM 31.98 - 30.26

20 5278133003 13:35 MONDAY, MARCH 15, 1982 84

SORTERET LISTE - ALLE BILTYPER - I TIDSGRUPPER

----- TIDSGRUP=5 -----

OBS	TYPE	STARTTID	HAST	TIDSFB
70	1	45.77	76.4444	47.0930
71	1	46.39	78.7786	45.6977
72	1	46.44	80.0000	45.0000
73	1	47.13	77.5940	46.3953
74	2	47.18	79.3846	45.3488
75	1	47.64	82.5600	43.6047

----- TIDSGRUP=6 -----

OBS	TYPE	STARTTID	HAST	TIDSFB
76	1	48.14	78.1818	46.0465
77	1	48.31	81.9048	43.9535
78	1	48.35	61.7964	58.2558
79	1	48.38	68.3444	52.6744
80	1	48.43	63.7037	56.5116
81	1	48.63	71.1724	50.5814
82	1	48.97	71.6667	50.2326
83	1	49.05	71.6667	50.2326
84	1	50.07	72.1678	49.8837
85	1	50.19	78.1818	46.0465
86	2	50.26	81.2598	44.3023
87	1	50.31	82.5600	43.6047
88	1	50.34	78.7786	45.6977
89	1	50.40	78.1818	46.0465
90	1	50.83	80.6250	44.6512
91	1	50.87	82.5600	43.6047
92	1	51.02	74.7826	48.1395
93	2	51.27	84.5902	42.5581
94	1	52.06	77.5940	46.3953
95	1	52.31	83.2258	43.2558
96	1	52.98	77.0149	46.7442
97	1	53.06	75.3285	47.7907
98	1	53.09	75.8824	47.4419

----- TIDSGRUP=7 -----

OBS	TYPE	STARTTID	HAST	TIDSFB
99	2	54.02	72.6761	49.5349
100	3	54.03	72.1678	49.8837
101	1	54.07	73.7143	48.8372
102	1	54.10	74.2446	48.4884
103	1	54.48	72.6761	49.5349
104	1	54.93	77.0149	46.7442
105	2	54.96	77.0149	46.7442
106	3	55.24	88.9655	40.4651

STRÆKNINGSHAST VEJ 527 MOD RUNGSTED
ONS 5 8 81 KL. 1510 - 1545 KM 31.98 - 30.26

20 5278133003

13:35 MONDAY, MARCH 15, 1982 85

SORTERET LISTE - ALLE BILTYPER - I TIDSGRUPPER

----- TIDSGRUP=7 -----

OBS	TYPE	STARTTID	HAST	TIDSFB
107	1	56.17	82.5600	43.6047
108	1	56.63	84.5902	42.5581
109	1	56.73	86.7227	41.5116
110	2	56.85	72.1678	49.8837
111	1	56.87	83.2258	43.2558
112	2	56.95	74.2446	48.4884
113	1	57.13	89.7391	40.1163
114	1	57.31	73.1915	49.1860
115	1	57.34	81.2598	44.3023
116	2	57.37	75.8824	47.4419
117	1	57.40	77.0149	46.7442
118	1	58.63	78.1818	46.0465
119	1	58.81	83.9024	42.9070
120	1	59.48	69.7297	51.6279
121	3	59.72	82.5600	43.6047
122	1	59.75	83.2258	43.2558

----- TIDSGRUP=8 -----

OBS	TYPE	STARTTID	HAST	TIDSFB
123	1	60.33	69.7297	51.6279
124	1	60.94	86.0000	41.8605
125	1	61.20	80.0000	45.0000
126	5	61.38	70.6849	50.9302
127	2	61.80	69.2617	51.9767
128	1	62.00	75.3285	47.7907
129	1	62.24	74.2446	48.4884
130	1	62.47	86.0000	41.8605
131	1	62.52	86.0000	41.8605
132	1	62.58	86.7227	41.5116
133	1	62.88	86.0000	41.8605
134	2	63.11	70.2041	51.2791
135	2	63.76	69.2617	51.9767
136	2	64.41	77.0149	46.7442
137	1	65.17	80.6250	44.6512
138	1	65.43	78.7786	45.6977
139	1	65.74	83.9024	42.9070

STRÆKNINGSHAST VEJ 3 MOD KASTRUP
TOR 14 5 81 KL. 1500 - 1530 KM 44.6 - 45.711:31 MONDAY, FEBRUARY 15, 1982 45
38114503

SORTERET LISTE - ALLE BILTYPER - I TIDSGRUPPER

TIDSGRUP=1

OBS	TYPE	STARTTID	HAST	TIDSF6
99	1	21.23	101.538	35.4545
100	1	21.24	101.538	35.4545
101	1	21.26	103.125	34.9091
102	1	21.28	62.857	57.2727
103	1	21.32	80.488	44.7273
104	5	21.32	64.078	56.1818
105	1	21.35	80.488	44.7273
106	1	21.51	103.125	34.9091
107	1	21.51	92.958	38.7273
108	1	21.52	103.125	34.9091
109	1	21.60	110.000	32.7273
110	1	21.66	95.652	37.6364
111	1	21.73	94.286	38.1818
112	1	21.77	86.842	41.4545
113	1	21.83	91.667	39.2727
114	1	21.85	85.714	42.0000
115	1	21.86	91.667	39.2727
116	1	21.87	79.518	45.2727
117	1	21.88	98.507	36.5455
118	1	21.89	94.286	38.1818
119	1	21.95	86.842	41.4545
120	1	21.98	94.286	38.1818
121	1	22.14	103.125	34.9091
122	1	22.17	106.452	33.8182
123	1	22.27	91.667	39.2727
124	1	22.30	86.842	41.4545
125	2	22.40	74.157	48.5455
126	1	22.44	92.958	38.7273
127	1	22.47	94.286	38.1818
128	1	22.50	91.667	39.2727
129	1	22.51	104.762	34.3636
130	2	22.52	73.333	49.0909
131	1	22.53	72.527	49.6364
132	2	22.56	77.647	46.3636
133	2	22.64	70.968	50.7273
134	1	22.67	97.059	37.0909
135	2	22.67	70.968	50.7273
136	1	22.71	89.189	40.3636
137	1	22.87	81.481	44.1818
138	1	22.90	88.000	40.9091
139	1	22.92	95.652	37.6364
140	5	22.98	70.213	51.2727
141	1	23.00	98.507	36.5455
142	1	23.02	85.714	42.0000
143	1	23.07	101.538	35.4545
144	1	23.14	104.762	34.3636
145	1	23.15	101.538	35.4545
146	1	23.15	81.481	44.1818
147	1	23.17	101.538	35.4545

STRÆKNINGSHAST VEJ 527 MOD RUNGSTED
ONS 5 8 81 KL. 1510 - 1545 KM 31.98 - 30.26

20 5278133003 13:35 MONDAY, MARCH 15, 1982 86

SORTERET LISTE - ALLE BILTYPER - I TIDSGRUPPER

----- TIDSGRUP=9 -----

OBS	TYPE	STARTTID	HAST	TIDSFB
140	1	66.84	78.182	46.0465
141	1	66.87	94.679	38.0233
142	1	67.41	114.667	31.3953
143	1	67.54	83.902	42.9070
144	1	68.05	88.966	40.4651
145	1	68.40	88.205	40.8140
146	2	68.57	78.779	45.6977
147	1	69.28	70.685	50.9302
148	1	69.36	83.226	43.2558
149	2	69.68	81.260	44.3023
150	1	69.70	79.385	45.3488
151	1	69.75	77.594	46.3953
152	1	69.78	78.182	46.0465
153	1	69.97	74.783	48.1395
154	1	70.14	77.594	46.3953
155	1	70.19	73.191	49.1860
156	1	70.36	71.667	50.2326
157	3	70.71	78.182	46.0465
158	1	71.07	71.172	50.5814
159	1	71.25	75.882	47.4419
160	1	71.28	76.444	47.0930
161	1	71.40	83.226	43.2558
162	1	71.43	82.560	43.6047
163	1	71.52	77.015	46.7442
164	3	71.55	76.444	47.0930
165	3	71.75	84.590	42.5581

----- TIDSGRUP=10 -----

OBS	TYPE	STARTTID	HAST	TIDSFB
166	1	72.12	88.9655	40.4651
167	1	72.29	85.2893	42.2093
168	1	72.32	85.2893	42.2093
169	1	73.02	81.9048	43.9535
170	1	73.05	83.2258	43.2558
171	1	73.68	80.6250	44.6512
172	1	74.27	73.1915	49.1860
173	1	74.31	83.2258	43.2558
174	1	74.42	78.7786	45.6977
175	2	74.76	86.0000	41.8605
176	1	74.79	83.9024	42.9070
177	1	74.92	80.6250	44.6512
178	1	75.28	87.4576	41.1628
179	1	76.28	78.7786	45.6977
180	2	76.32	80.6250	44.6512
181	2	77.44	75.8824	47.4419
182	1	77.80	83.9024	42.9070

STRÆKNINGSHAST VEJ 527 MOD RUNGSTED
ONS 5 8 81 KL. 1510 - 1545 KM 31.98 - 30.26

20 5278133003 13:35 MONDAY, MARCH 15, 1982 87

SORTERET LISTE - ALLE BILTYPER - I TIDSGRUPPER

----- TIDSGRUP=10 -----

OBS	TYPE	STARTTID	HAST	TIDSFB
183	1	77.86	77.594	46.3953

----- TIDSGRUP=11 -----

OBS	TYPE	STARTTID	HAST	TIDSFB
184	1	78.62	72.6761	49.5349
185	1	79.18	73.7143	48.8372
186	1	79.98	66.5806	54.0698
187	1	80.00	70.2041	51.2791
188	1	80.12	73.1915	49.1860
189	1	80.21	74.7826	48.1395
190	1	80.73	78.7786	45.6977
191	1	81.20	96.4486	37.3256
192	1	81.56	71.6667	50.2326
193	1	82.00	92.1429	39.0698
194	1	82.03	90.5263	39.7674
195	1	82.08	84.5902	42.5581
196	1	82.10	93.8182	38.3721
197	5	82.37	68.8000	52.3256
198	1	82.39	80.0000	45.0000
199	2	83.01	72.1678	49.8837
200	1	83.13	94.6789	38.0233
201	1	83.15	76.4444	47.0930
202	1	83.43	75.3285	47.7907
203	1	83.55	72.1678	49.8837
204	1	83.87	70.6849	50.9302
205	1	83.92	77.5940	46.3953

----- TIDSGRUP=12 -----

OBS	TYPE	STARTTID	HAST	TIDSFB
206	1	84.08	86.000	41.8605
207	1	84.84	73.714	48.8372
208	1	85.07	86.723	41.5116
209	1	85.33	103.200	34.8837
210	2	86.85	86.000	41.8605
211	1	87.25	80.000	45.0000
212	1	87.47	89.739	40.1163
213	1	87.83	84.590	42.5581
214	1	88.35	86.723	41.5116
215	1	88.61	83.226	43.2558
216	1	88.78	74.783	48.1395

STRÆKNINGSHAST VEJ 527 MOD RUNGSTED
ONS 5 8 81 KL. 1510 - 1545 KM 31.98 - 30.26

20 5278133003 13:35 MONDAY, MARCH 15, 1982 88

SORTERET LISTE - ALLE BILTYPER - I TIDSGRUPPER

----- TIDSGRUP=13 -----

OBS	TYPE	STARTTID	HAST	TIDSFB
217	1	90.08	78.779	45.6977
218	1	90.20	79.385	45.3488
219	1	90.28	101.176	35.5814
220	1	90.52	77.594	46.3953
221	1	90.62	81.260	44.3023
222	1	90.71	86.000	41.8605
223	2	91.74	80.000	45.0000
224	1	92.13	78.182	46.0465
225	3	92.17	78.182	46.0465
226	1	92.60	78.182	46.0465
227	1	93.11	79.385	45.3488
228	1	93.22	83.902	42.9070

STRÆKNINGSHAST VEJ 527 MOD RUNGSTED
ONS 5 8 81 KL. 1600 - 1653 KM 31.98 - 30.26

20 5278133004 13:35 MONDAY, MARCH 15, 1982 105

GENNEMSNITSMAL FOR PERSONBILER I TIDSGRUPPER
TIDSGRUP=1

VARIABLE	N	MEAN	STANDARD DEVIATION	MINIMUM VALUE	MAXIMUM VALUE	STD ERROR OF MEAN	SUM	VARIANCE	C.V.
HAST	30	79.91732550	7.31640207	65.31645570	93.81818182	1.33578615	2397.5197649	53.52973918	9.155
TIDSFB	30	45.41860465	4.22833491	38.37209302	55.11627907	0.77198480	1362.5581395	17.87881614	9.310
----- TIDSGRUP=2 -----									
HAST	23	81.59623661	7.17151631	72.67605634	102.17821782	1.49536452	1876.7134419	51.43064625	8.789
TIDSFB	23	44.42366026	3.63833378	35.23255814	49.53488372	0.75864504	1021.7441860	13.23747266	8.190
----- TIDSGRUP=3 -----									
HAST	38	82.14460142	5.96977220	69.72972973	99.23076923	0.96842493	3121.4948540	35.63818012	7.267
TIDSFB	38	44.04528764	3.12713265	36.27906977	51.62790698	0.50728790	1673.7209302	9.77895860	7.100
----- TIDSGRUP=4 -----									
HAST	30	80.26099400	6.66179946	69.26174497	95.55555556	1.21627261	2407.8298201	44.37957202	8.300
TIDSFB	30	45.15116279	3.72870954	37.67441860	51.97674419	0.68076611	1354.5348837	13.90327484	8.258
----- TIDSGRUP=5 -----									
HAST	33	81.19608697	6.84836070	69.72972973	109.78723404	1.19214658	2679.4708699	46.90004424	8.434
TIDSFB	33	44.60887949	3.37394924	32.79069767	51.62790698	0.58732918	1472.0930233	11.38353348	7.563
----- TIDSGRUP=6 -----									
HAST	36	77.95685169	5.66482185	66.58064516	89.73913043	0.94413697	2806.4466607	32.09020655	7.267
TIDSFB	36	46.41472868	3.34483195	40.11627907	54.06976744	0.55747199	1670.9302326	11.18790080	7.206
----- TIDSGRUP=7 -----									
HAST	41	85.00018266	7.72439167	73.71428571	108.63157895	1.20634731	3485.0074889	59.66622664	9.088
TIDSFB	41	42.66874645	3.59187074	33.13953488	48.83720930	0.56095597	1749.4186047	12.90153544	8.418
----- TIDSGRUP=8 -----									
HAST	25	77.07146020	8.76682879	55.18716578	89.73913043	1.75336576	1926.7865051	76.85728701	11.375
TIDSFB	25	47.37209302	6.12455228	40.11627907	65.23255814	1.22491046	1184.3023256	37.51014062	12.929
----- TIDSGRUP=9 -----									
HAST	24	78.03734376	6.29399716	68.34437086	94.67889908	1.28475679	1872.8962503	39.61440020	8.065
TIDSFB	24	46.39534884	3.42562371	38.02325581	52.67441860	0.69925251	1113.4883721	11.73489783	7.384

STRÆKNINGSHAFT VEJ 527 MOD RUNGSTED
ONS 5 8 81 KL. 1600 - 1653 KM 31.98 - 30.26

20 5278133004

13:35 MONDAY, MARCH 15, 1982 106

GENNEMSNITSMAL FOR ALLE BILER I TIDSGRUPPER
TIDSGRUP=1

VARIABLE	N	MEAN	STANDARD DEVIATION	MINIMUM VALUE	MAXIMUM VALUE	STD ERROR OF MEAN	SUM	VARIANCE	C.V.
HAST	31	79.60399505	7.40195039	65.31645570	93.81818182	1.32942954	2467.7238466	54.78886959	9.298
TIDSFB	31	45.60765191	4.28844500	38.37209302	55.11627907	0.77022746	1413.8372093	18.39076048	9.403
----- TIDSGRUP=2 -----									
HAST	24	81.87160709	7.14243830	72.67605634	102.17821782	1.45794411	1964.9185701	51.01442487	8.724
TIDSFB	24	44.27325581	3.63384732	35.23255814	49.53488372	0.74175598	1062.5581395	13.20484633	8.208
----- TIDSGRUP=3 -----									
HAST	41	82.11358867	5.75987269	69.72972973	99.23076923	0.89954099	3366.6571356	33.17613345	7.015
TIDSFB	41	44.04707884	3.01701273	36.27906977	51.62790698	0.47117823	1805.9302326	9.10236581	6.850
----- TIDSGRUP=4 -----									
HAST	31	80.69832264	6.98778931	69.26174497	95.55555556	1.25504401	2501.6480020	48.82919945	8.659
TIDSFB	31	44.93248312	3.86293633	37.67441860	51.97674419	0.69380385	1392.9069767	14.92227708	8.597
----- TIDSGRUP=5 -----									
HAST	34	81.27568556	6.75975241	69.72972973	109.78723404	1.15928797	2763.3733090	45.69425259	8.317
TIDSFB	34	44.55882353	3.33523137	32.79069767	51.62790698	0.57198746	1515.0000000	11.12376830	7.485
----- TIDSGRUP=6 -----									
HAST	41	77.90165128	5.74217846	66.58064516	89.73913043	0.89677761	3193.9677024	32.97261349	7.371
TIDSFB	41	46.45490641	3.38920298	40.11627907	54.06976744	0.52930458	1904.6511628	11.48669683	7.296
----- TIDSGRUP=7 -----									
HAST	42	84.71902329	7.84417475	73.19148936	108.63157895	1.21038244	3558.1989783	61.53107752	9.259
TIDSFB	42	42.82392027	3.68757076	33.13953488	49.18604651	0.56900452	1798.6046512	13.59817813	8.611
----- TIDSGRUP=8 -----									
HAST	25	77.07146020	8.76682879	55.18716578	89.73913043	1.75336576	1926.7865051	76.85728701	11.375
TIDSFB	25	47.37209302	6.12455228	40.11627907	65.23255814	1.22491046	1184.3023256	37.51014062	12.929
----- TIDSGRUP=9 -----									
HAST	25	78.21825001	6.22751772	68.34437086	94.67889908	1.24550354	1955.4562503	38.78197697	7.962
TIDSFB	25	46.28372093	3.39962696	38.02325581	52.67441860	0.67992539	1157.0930233	11.55746349	7.345

STRÆKNINGSHAST VEJ 527 MOD RUNGSTED
ONS 5 8 81 KL. 1600 - 1653 KM 31.98 - 30.26

20 5278133004 13:35 MONDAY, MARCH 15, 1982 107

GENNEMSNITSMAL FOR BILER FORDELT EFTER TYPE
TYPE=1

VARIABLE	N	MEAN	STANDARD DEVIATION	MINIMUM VALUE	MAXIMUM VALUE	STD ERROR OF MEAN	SUM	VARIANCE	C.V.
HAST	280	80.62202020	7.26174368	55.18716578	109.78723404	0.43397219	22574.165656	52.73292125	9.007
TIDSFB	280	45.00996678	4.03936622	32.79069767	65.23255814	0.24139830	12602.790698	16.31647945	8.974
----- TYPE=2 -----									
HAST	12	78.90366853	6.35738064	69.72972973	88.20512821	1.83521771	946.84402241	40.41628866	8.057
TIDSFB	12	45.90116279	3.74369523	40.81395349	51.62790698	1.08071172	550.81395349	14.01525395	8.156
----- TYPE=5 -----									
HAST	1	83.90243902	.	83.90243902	83.90243902	.	83.90243902	.	.
TIDSFB	1	42.90697674	.	42.90697674	42.90697674	.	42.90697674	.	.
----- TYPE=6 -----									
HAST	1	93.81818182	.	93.81818182	93.81818182	.	93.81818182	.	.
TIDSFB	1	38.37209302	.	38.37209302	38.37209302	.	38.37209302	.	.

STRÆKNINGSHAST VEJ 527 MOD RUNGSTED 13:35 MONDAY, MARCH 15, 1982 108
ONS 5 8 81 KL. 1600 - 1653 KM 31.98 - 30.26 20 5278133004


HASTIGHEDSFORDELING FOR PERSONBILER

FREQUENCY BAR CHART

MIDPOINT
HAST

FREQ	CUM. FREQ	PERCENT	CUM. PERCENT
0	0	0.00	0.00
0	0	0.00	0.00
0	0	0.00	0.00
1	1	0.36	0.36
1	2	0.36	0.71
13	15	4.64	5.36
43	58	15.36	20.71
82	140	29.29	50.00
75	215	26.79	76.79
43	258	15.36	92.14
15	273	5.36	97.50
2	275	0.71	98.21
2	277	0.71	98.93
3	280	1.07	100.00
0	280	0.00	100.00
0	280	0.00	100.00
0	280	0.00	100.00

42.5
47.5
52.5
57.5
62.5
67.5
72.5
77.5
82.5
87.5
92.5
97.5
102.5
107.5
112.5
117.5
122.5



5 10 15 20 25 30 35 40 45 50 55 60 65 70 75 80


FREQUENCY

STRÆKNINGSHAST VEJ 527 MOD RUNGSTED
ONS 5 8 81 KL. 1600 - 1653 KM 31.98 - 30.26 20 5278133004 13:35 MONDAY, MARCH 15, 1982 109

HASTIGHEDSFORDELING FOR LASTBILER
FREQUENCY BAR CHART

MIDPOINT
HAST

42.5
47.5
52.5
57.5
62.5
67.5
72.5
77.5
82.5
87.5
92.5
97.5
102.5



FREQUENCY

FREQ	CUM. FREQ	PERCENT	CUM. PERCENT
0	0	0.00	0.00
0	0	0.00	0.00
0	0	0.00	0.00
0	0	0.00	0.00
0	0	0.00	0.00
1	1	8.33	8.33
3	4	25.00	33.33
2	6	16.67	50.00
4	10	33.33	83.33
2	12	16.67	100.00
0	12	0.00	100.00
0	12	0.00	100.00
0	12	0.00	100.00

STRÆKNINGSHAST VEJ 527 MOD RUNGSTED
ONS 5 8 81 KL. 1600 - 1653 KM 31.98 - 30.26

20 5278133004 13:35 MONDAY, MARCH 15, 1982 110

HASTIGHEDSFORDELING FOR ALLE BILTYPER

FREQUENCY BAR CHART

MIDPOINT
HAST

42.5
47.5
52.5
57.5
62.5
67.5
72.5
77.5
82.5
87.5
92.5
97.5
102.5
107.5
112.5
117.5
122.5

|
|
|
*
*

**
**

FREQ	CUM. FREQ	PERCENT	CUM. PERCENT
0	0	0.00	0.00
0	0	0.00	0.00
0	0	0.00	0.00
1	1	0.34	0.34
1	2	0.34	0.68
14	16	4.76	5.44
46	62	15.65	21.09
84	146	28.57	49.66
80	226	27.21	76.87
45	271	15.31	92.18
16	287	5.44	97.62
2	289	0.68	98.30
2	291	0.68	98.98
3	294	1.02	100.00
0	294	0.00	100.00
0	294	0.00	100.00
0	294	0.00	100.00

5 10 15 20 25 30 35 40 45 50 55 60 65 70 75 80

FREQUENCY

STRÆKNINGSHAST VEJ 527 MOD RUNGSTED
ONS 5 8 81 KL. 1600 - 1653 KM 31.98 - 30.26

20 5278133004 13:35 MONDAY, MARCH 15, 1982 111

HASTIGHEDSFORDELING FOR ALLE BILTYPER

TABLE OF TYPE BY HAST

TYPE	HAST						TOTAL
FREQUENCY PERCENT ROW PCT COL PCT	6	7	8	9	10	11	
1	2 0.68 0.71 100.00	56 19.05 20.00 93.33	157 53.40 56.07 95.73	58 19.73 20.71 95.08	4 1.36 1.43 100.00	3 1.02 1.07 100.00	280 95.24
2	0 0.00 0.00 0.00	4 1.36 33.33 6.67	6 2.04 50.00 3.66	2 0.68 16.67 3.28	0 0.00 0.00 0.00	0 0.00 0.00 0.00	12 4.08
5	0 0.00 0.00 0.00	0 0.00 0.00 0.00	1 0.34 100.00 0.61	0 0.00 0.00 0.00	0 0.00 0.00 0.00	0 0.00 0.00 0.00	1 0.34
6	0 0.00 0.00 0.00	0 0.00 0.00 0.00	0 0.00 0.00 0.00	1 0.34 100.00 1.64	0 0.00 0.00 0.00	0 0.00 0.00 0.00	1 0.34
TOTAL	2 0.68	60 20.41	164 55.78	61 20.75	4 1.36	3 1.02	294 100.00

STRÆKNINGSHAST VEJ 3 MOD KASTRUP
TOR 14 5 81 KL. 1500 - 1530 KM 44.6 - 45.711:31 MONDAY, FEBRUARY 15, 1982 46
38114503

SORTERET LISTE - ALLE BILTYPER - I TIDSGRUPPER

----- TIDSGRUP=1 -----

OBS	TYPE	STARTTID	HAST	TIDSF8
148	1	23.17	82.500	43.6364
149	1	23.18	101.538	35.4545
150	1	23.23	98.507	36.5455
151	1	23.26	98.507	36.5455
152	1	23.26	82.500	43.6364
153	1	23.28	97.059	37.0909
154	1	23.30	94.286	38.1818
155	1	23.33	66.000	54.5455
156	1	23.36	92.958	38.7273
157	1	23.36	86.842	41.4545
158	1	23.42	94.286	38.1818
159	1	23.43	95.652	37.6364
160	2	23.43	89.189	40.3636
161	1	23.52	67.347	53.4545
162	1	23.55	82.500	43.6364
163	1	23.60	91.667	39.2727
164	1	23.60	89.189	40.3636
165	1	23.70	97.059	37.0909
166	1	23.76	95.652	37.6364
167	1	23.85	98.507	36.5455
168	2	23.90	82.500	43.6364
169	1	23.94	84.615	42.5455
170	1	23.97	83.544	43.0909
171	1	23.99	92.958	38.7273
172	1	24.05	82.500	43.6364
173	6	24.10	88.000	40.9091
174	1	24.33	94.286	38.1818
175	2	24.38	73.333	49.0909
176	1	24.40	94.286	38.1818
177	1	24.43	85.714	42.0000
178	1	24.44	95.652	37.6364
179	1	24.47	75.862	47.4545
180	1	24.55	82.500	43.6364
181	1	24.56	81.481	44.1818
182	1	24.58	100.000	36.0000
183	1	24.59	81.481	44.1818
184	1	24.60	101.538	35.4545
185	1	24.61	100.000	36.0000
186	1	24.61	77.647	46.3636
187	1	24.65	97.059	37.0909
188	1	24.65	75.000	48.0000
189	2	24.67	70.968	50.7273
190	1	24.68	83.544	43.0909
191	1	24.75	91.667	39.2727
192	1	24.79	94.286	38.1818
193	1	24.80	94.286	38.1818
194	1	24.82	95.652	37.6364
195	1	24.85	85.714	42.0000
196	2	24.85	76.744	46.9091

STRÆKNINGSHAST VEJ 527 MOD RUNGSTED
ONS 5 8 81 KL. 1600 - 1653 KM 31.98 - 30.26

20 5278133004 13:35 MONDAY, MARCH 15, 1982 98

SORTERET LISTE - ALLE BILTYPER - I TIDSGRUPPER

----- TIDSGRUP=1 -----

OBS	TYPE	STARTTID	HAST	TIDSFB
1	1	3.98	93.8182	38.3721
2	1	4.02	77.0149	46.7442
3	1	4.06	77.0149	46.7442
4	1	4.08	75.8824	47.4419
5	1	4.15	74.2446	48.4884
6	1	4.17	74.2446	48.4884
7	3	4.20	74.2446	48.4884
8	1	4.22	72.6761	49.5349
9	1	4.31	73.1915	49.1860
10	1	4.74	88.9655	40.4651
11	1	4.75	88.2051	40.8140
12	1	4.92	76.4444	47.0930
13	1	4.96	77.0149	46.7442
14	1	5.33	78.7786	45.6977
15	1	5.46	86.0000	41.8605
16	1	6.24	93.8182	38.3721
17	1	6.51	74.2446	48.4884
18	2	7.01	70.2041	51.2791
19	1	7.02	70.2041	51.2791
20	1	7.05	65.3165	55.1163
21	1	7.49	86.0000	41.8605
22	1	7.51	85.2893	42.2093
23	1	7.56	86.0000	41.8605
24	1	7.77	86.0000	41.8605
25	1	7.85	84.5902	42.5581
26	1	7.93	66.5806	54.0698
27	1	8.25	81.9048	43.9535
28	1	8.27	84.5902	42.5581
29	1	8.63	78.7786	45.6977
30	1	8.88	83.9024	42.9070
31	1	8.97	82.5600	43.6047

----- TIDSGRUP=2 -----

OBS	TYPE	STARTTID	HAST	TIDSFB
32	1	9.83	77.015	46.7442
33	1	9.84	80.625	44.6512
34	1	9.85	80.000	45.0000
35	1	9.89	78.779	45.6977
36	1	9.92	80.000	45.0000
37	3	10.49	80.000	45.0000
38	1	10.98	87.458	41.1628
39	1	11.56	72.676	49.5349
40	1	11.60	73.191	49.1860
41	1	11.91	92.973	38.7209
42	1	11.94	91.327	39.4186
43	1	12.01	86.000	41.8605

STRÆKNINGSHAST VEJ 527 MOD RUNGSTED
ONS 5 8 81 KL. 1600 - 1653 KM 31.98 - 30.26

20 5278133004 13:35 MONDAY, MARCH 15, 1982 99

SORTERET LISTE - ALLE BILTYPER - I TIDSGRUPPER

----- TIDSGRUP=2 -----

OBS	TYPE	STARTTID	HAST	TIDSFB
44	1	12.29	74.783	48.1395
45	1	12.35	77.594	46.3953
46	1	12.36	78.182	46.0465
47	1	12.39	78.779	45.6977
48	1	12.84	84.590	42.5581
49	2	12.91	88.205	40.8140
50	3	13.12	74.783	48.1395
51	1	13.69	85.289	42.2093
52	1	13.92	102.178	35.2326
53	1	14.03	84.590	42.5581
54	1	14.17	72.676	49.5349
55	1	14.36	83.226	43.2558

----- TIDSGRUP=3 -----

OBS	TYPE	STARTTID	HAST	TIDSFB
56	1	15.05	85.2893	42.2093
57	1	15.20	81.2598	44.3023
58	1	15.22	81.2598	44.3023
59	1	15.25	81.9048	43.9535
60	1	15.28	81.9048	43.9535
61	2	15.39	80.0000	45.0000
62	1	15.43	80.0000	45.0000
63	3	16.16	78.7786	45.6977
64	3	16.20	78.7786	45.6977
65	3	16.21	78.7786	45.6977
66	1	16.25	80.0000	45.0000
67	3	16.29	80.0000	45.0000
68	3	16.31	78.7786	45.6977
69	1	16.47	86.7227	41.5116
70	4	16.76	83.9024	42.9070
71	1	16.78	84.5902	42.5581
72	1	17.06	75.8824	47.4419
73	1	17.08	75.8824	47.4419
74	1	17.10	75.3285	47.7907
75	1	17.21	75.3285	47.7907
76	1	17.55	99.2308	36.2791
77	1	17.64	85.2893	42.2093
78	1	17.73	84.5902	42.5581
79	1	18.31	92.9730	38.7209
80	1	18.34	92.1429	39.0698
81	2	18.44	81.2598	44.3023
82	1	18.59	69.7297	51.6279
83	1	18.61	84.5902	42.5581
84	1	18.65	73.7143	48.8372
85	1	18.75	77.5940	46.3953
86	1	18.90	83.2258	43.2558

STRÆKNINGSHAST VEJ 527 MOD RUNGSTED
ONS 5 8 81 KL. 1600 - 1653 KM 31.98 - 30.26

20 5278133004 13:35 MONDAY, MARCH 15, 1982 100

SORTERET LISTE - ALLE BILTYPER - I TIDSGRUPPER

----- TIDSGRUP=3 -----

OBS	TYPE	STARTTID	HAST	TIDSFB
87	1	19.36	87.4576	41.1628
88	1	19.57	87.4576	41.1628
89	1	19.93	81.2598	44.3023
90	1	20.29	75.3285	47.7907
91	1	20.38	79.3846	45.3488
92	3	20.53	84.5902	42.5581
93	3	20.58	86.7227	41.5116
94	1	20.61	88.2051	40.8140
95	1	20.66	90.5263	39.7674
96	1	20.86	77.0149	46.7442

----- TIDSGRUP=4 -----

OBS	TYPE	STARTTID	HAST	TIDSFB
97	1	21.04	72.6761	49.5349
98	1	21.25	69.2617	51.9767
99	1	21.46	74.7826	48.1395
100	1	22.16	84.5902	42.5581
101	1	22.80	74.7826	48.1395
102	1	22.90	80.0000	45.0000
103	1	24.09	73.1915	49.1860
104	1	24.26	79.3846	45.3488
105	1	24.41	87.4576	41.1628
106	1	24.44	88.2051	40.8140
107	1	24.75	81.2598	44.3023
108	1	24.78	81.2598	44.3023
109	1	24.92	83.2258	43.2558
110	1	24.95	81.2598	44.3023
111	1	24.96	80.6250	44.6512
112	1	25.00	80.0000	45.0000
113	1	25.12	82.5600	43.6047
114	1	25.28	86.7227	41.5116
115	1	25.42	95.5556	37.6744
116	1	25.46	94.6789	38.0233
117	6	25.83	93.8182	38.3721
118	1	26.07	78.1818	46.0465
119	1	26.11	79.3846	45.3488
120	1	26.20	81.9048	43.9535
121	1	26.21	71.1724	50.5814
122	1	26.62	83.9024	42.9070
123	1	26.72	83.9024	42.9070
124	1	26.77	82.5600	43.6047
125	1	26.90	69.7297	51.6279
126	1	26.91	69.7297	51.6279
127	1	26.92	75.8824	47.4419

STRÆKNINGSHAST VEJ 527 MOD RUNGSTED
ONS 5 8 81 KL. 1600 - 1653 KM 31.98 - 30.26

20 5278133004 13:35 MONDAY, MARCH 15, 1982 101

SORTERET LISTE - ALLE BILTYPER - I TIDSGRUPPER

----- TIDSGRUP=5 -----

OBS	TYPE	STARTTID	HAST	TIDSFB
128	1	27.37	84.590	42.5581
129	1	27.71	69.730	51.6279
130	5	27.98	83.902	42.9070
131	1	28.02	84.590	42.5581
132	1	28.10	83.226	43.2558
133	1	28.14	83.226	43.2558
134	1	28.39	82.560	43.6047
135	1	28.90	75.882	47.4419
136	1	29.00	77.015	46.7442
137	1	29.02	77.015	46.7442
138	1	29.05	76.444	47.0930
139	1	29.09	75.882	47.4419
140	1	29.22	77.594	46.3953
141	1	29.25	78.182	46.0465
142	1	29.33	80.625	44.6512
143	1	29.46	77.015	46.7442
144	1	29.63	78.779	45.6977
145	1	29.71	74.783	48.1395
146	1	30.01	82.560	43.6047
147	1	30.14	76.444	47.0930
148	1	30.22	86.723	41.5116
149	1	30.28	83.902	42.9070
150	1	30.48	83.902	42.9070
151	1	30.76	109.787	32.7907
152	1	31.25	70.204	51.2791
153	1	31.60	80.625	44.6512
154	1	31.68	77.015	46.7442
155	1	31.70	86.000	41.8605
156	1	31.85	82.560	43.6047
157	1	31.86	86.723	41.5116
158	1	32.31	86.000	41.8605
159	1	32.40	81.260	44.3023
160	1	32.52	86.723	41.5116
161	1	32.85	81.905	43.9535

----- TIDSGRUP=6 -----

OBS	TYPE	STARTTID	HAST	TIDSFB
162	1	33.06	82.5600	43.6047
163	1	33.12	85.2893	42.2093
164	1	33.32	73.7143	48.8372
165	2	33.34	73.1915	49.1860
166	1	33.35	72.6761	49.5349
167	1	33.37	73.1915	49.1860
168	1	33.42	72.6761	49.5349
169	1	33.46	73.1915	49.1860
170	1	33.47	72.1678	49.8837

STRÆKNINGSHAST VEJ 527 MOD RUNGSTED
ONS 5 8 81 KL. 1600 - 1653 KM 31.98 - 30.26

20 5278133004

13:35 MONDAY, MARCH 15, 1982 102

SORTERET LISTE - ALLE BILTYPER - I TIDSGRUPPER

----- TIDSGRUP=6 -----

OBS	TYPE	STARTTID	HAST	TIDSFB
171	1	33.85	81.2598	44.3023
172	2	33.95	81.2598	44.3023
173	1	33.99	87.4576	41.1628
174	1	34.24	77.0149	46.7442
175	1	34.26	77.5940	46.3953
176	1	34.89	83.9024	42.9070
177	1	34.93	74.2446	48.4884
178	1	35.03	75.3285	47.7907
179	1	35.04	78.1818	46.0465
180	1	35.08	76.4444	47.0930
181	3	35.10	75.8824	47.4419
182	1	35.12	75.8824	47.4419
183	1	35.16	75.8824	47.4419
184	1	35.29	67.0130	53.7209
185	1	35.30	66.5806	54.0698
186	3	35.31	80.6250	44.6512
187	2	35.39	69.7297	51.6279
188	1	35.71	81.2598	44.3023
189	1	36.05	88.9655	40.4651
190	1	36.14	81.2598	44.3023
191	1	36.85	75.8824	47.4419
192	1	37.45	75.3285	47.7907
193	1	37.47	75.8824	47.4419
194	1	37.56	77.5940	46.3953
195	1	37.81	89.7391	40.1163
196	1	37.92	86.0000	41.8605
197	1	37.93	84.5902	42.5581
198	2	38.04	87.4576	41.1628
199	2	38.46	75.8824	47.4419
200	1	38.60	83.2258	43.2558
201	3	38.71	73.7143	48.8372
202	1	38.75	74.2446	48.4884

----- TIDSGRUP=7 -----

OBS	TYPE	STARTTID	HAST	TIDSFB
203	1	39.25	81.905	43.9535
204	1	39.26	85.289	42.2093
205	1	39.29	83.226	43.2558
206	1	39.30	87.458	41.1628
207	1	39.34	82.560	43.6047
208	1	39.39	81.260	44.3023
209	1	39.42	81.905	43.9535
210	3	39.72	83.902	42.9070
211	1	39.92	88.205	40.8140
212	1	40.15	75.328	47.7907
213	1	40.17	85.289	42.2093

STRÆKNINGSHAST VEJ 527 MOD RUNGSTED
ONS 5 8 81 KL. 1600 - 1653 KM 31.98 - 30.26

20 5278133004

13:35 MONDAY, MARCH 15, 1982 103

SORTERET LISTE - ALLE BILTYPER - I TIDSGRUPPER

----- TIDSGRUP=7 -----

OBS	TYPE	STARTTID	HAST	TIDSFB
214	1	40.26	77.594	46.3953
215	1	40.27	101.176	35.5814
216	1	40.30	78.779	45.6977
217	1	40.34	79.385	45.3488
218	1	40.62	80.000	45.0000
219	1	40.70	83.226	43.2558
220	1	40.72	83.902	42.9070
221	1	41.00	92.973	38.7209
222	1	41.35	88.966	40.4651
223	1	41.41	83.226	43.2558
224	1	41.50	86.000	41.8605
225	1	41.51	85.289	42.2093
226	1	41.77	105.306	34.1860
227	1	41.93	108.632	33.1395
228	1	41.94	81.905	43.9535
229	1	41.96	81.905	43.9535
230	1	42.11	73.714	48.8372
231	1	42.13	74.245	48.4884
232	1	42.15	74.783	48.1395
233	1	43.56	93.818	38.3721
234	3	43.57	92.973	38.7209
235	1	43.60	91.327	39.4186
236	1	43.67	92.973	38.7209
237	1	43.89	83.226	43.2558
238	1	43.92	83.226	43.2558
239	1	44.09	81.905	43.9535
240	1	44.25	86.723	41.5116
241	2	44.53	73.191	49.1860
242	1	44.73	74.783	48.1395
243	1	44.85	80.000	45.0000
244	1	44.96	86.723	41.5116

----- TIDSGRUP=8 -----

OBS	TYPE	STARTTID	HAST	TIDSFB
245	1	45.07	80.6250	44.6512
246	1	45.15	84.5902	42.5581
247	1	45.38	80.0000	45.0000
248	3	45.49	85.2893	42.2093
249	1	45.50	70.6849	50.9302
250	1	45.53	70.6849	50.9302
251	1	45.70	84.5902	42.5581
252	1	46.14	80.6250	44.6512
253	1	46.15	83.9024	42.9070
254	1	46.78	78.7786	45.6977
255	1	46.90	84.5902	42.5581
256	1	47.38	88.9655	40.4651

STRÆKNINGSHAST VEJ 527 MOD RUNGSTED
ONS 5 8 81 KL. 1600 - 1653 KM 31.98 - 30.26

20 5278133004

13:35 MONDAY, MARCH 15, 1982 104

SORTERET LISTE - ALLE BILTYPER - I TIDSGRUPPER

TIDSGRUP=8

OBS	TYPE	STARTTID	HAST	TIDSFB
257	1	47.43	80.0000	45.0000
258	1	47.45	80.0000	45.0000
259	1	47.48	81.2598	44.3023
260	1	47.59	78.7786	45.6977
261	3	47.67	60.3509	59.6512
262	1	47.82	65.3165	55.1163
263	1	47.85	66.1538	54.4186
264	1	48.26	55.1872	65.2326
265	1	48.47	89.7391	40.1163
266	1	49.92	77.0149	46.7442
267	1	49.94	75.8824	47.4419
268	1	50.46	67.8947	53.0233
269	1	50.67	75.8824	47.4419

TIDSGRUP=9

OBS	TYPE	STARTTID	HAST	TIDSFB
270	1	51.56	73.7143	48.8372
271	1	51.57	73.1915	49.1860
272	1	51.60	73.7143	48.8372
273	1	51.61	73.7143	48.8372
274	3	51.65	75.3285	47.7907
275	1	51.76	75.3285	47.7907
276	1	51.95	75.3285	47.7907
277	1	52.19	89.7391	40.1163
278	2	52.36	82.5600	43.6047
279	3	52.38	81.9048	43.9535
280	1	52.41	94.6789	38.0233
281	1	52.56	77.0149	46.7442
282	1	52.95	81.9048	43.9535
283	1	53.08	74.2446	48.4884
284	1	53.29	68.3444	52.6744
285	1	53.41	80.0000	45.0000
286	1	53.41	73.1915	49.1860
287	1	53.46	74.7826	48.1395
288	1	53.89	78.1818	46.0465
289	1	53.91	77.5940	46.3953
290	1	53.92	79.3846	45.3488
291	1	53.97	76.4444	47.0930
292	1	54.12	74.2446	48.4884
293	1	54.29	78.7786	45.6977
294	1	54.44	92.1429	39.0698

STRÆKNINGSHAST VEJ 3 MOD KASTRUP
TOR 14 5 81 KL. 1500 - 1530 KM 44.6 - 45.711:31 MONDAY, FEBRUARY 15, 1982 47
38114503

SORTERET LISTE - ALLE BILTYPER - I TIDSGRUPPER

----- TIDSGRUP=1 -----

OBS	TYPE	STARTTID	HAST	TIDSFB
197	1	24.86	84.615	42.5455
198	1	24.92	100.000	36.0000
199	1	24.93	88.000	40.9091
200	1	24.98	88.000	40.9091

----- TIDSGRUP=2 -----

OBS	TYPE	STARTTID	HAST	TIDSFB
201	1	25.00	85.714	42.0000
202	1	25.05	90.411	39.8182
203	1	25.12	94.286	38.1818
204	1	25.13	84.615	42.5455
205	1	25.14	85.714	42.0000
206	1	25.15	100.000	36.0000
207	1	25.16	100.000	36.0000
208	1	25.17	98.507	36.5455
209	1	25.17	95.652	37.6364
210	1	25.20	97.059	37.0909
211	1	25.26	104.762	34.3636
212	1	25.26	82.500	43.6364
213	1	25.38	90.411	39.8182
214	1	25.39	77.647	46.3636
215	2	25.41	76.744	46.9091
216	1	25.43	104.762	34.3636
217	1	25.60	92.958	38.7273
218	1	25.68	91.667	39.2727
219	1	25.69	111.864	32.1818
220	1	25.71	88.000	40.9091
221	1	25.75	98.507	36.5455
222	1	25.82	97.059	37.0909
223	1	25.82	72.527	49.6364
224	1	26.02	78.571	45.8182
225	1	26.10	95.652	37.6364
226	1	26.12	80.488	44.7273
227	1	26.14	95.652	37.6364
228	1	26.17	92.958	38.7273
229	1	26.21	88.000	40.9091
230	1	26.21	77.647	46.3636
231	1	26.22	91.667	39.2727
232	6	26.24	79.518	45.2727
233	1	26.33	98.507	36.5455
234	1	26.35	95.652	37.6364
235	1	26.39	98.507	36.5455
236	1	26.39	97.059	37.0909
237	1	26.51	104.762	34.3636
238	1	26.52	97.059	37.0909
239	1	26.60	97.059	37.0909

STRÆKNINGSHAST VEJ 3 MOD KASTRUP
TOR 14 5 81 KL. 1500 - 1530 KM 44.6 - 45.711:31 MONDAY, FEBRUARY 15, 1982 48
. 38114503

SORTERET LISTE - ALLE BILTYPER - I TIDSGRUPPER

----- TIDSGRUP=2 -----

OBS	TYPE	STARTTID	HAST	TIDSFB
240	1	26.64	95.652	37.6364
241	1	26.64	79.518	45.2727
242	1	26.70	88.000	40.9091
243	1	26.74	98.507	36.5455
244	5	26.88	85.714	42.0000
245	6	26.95	82.500	43.6364
246	1	27.03	108.197	33.2727
247	1	27.12	68.750	52.3636
248	1	27.21	97.059	37.0909
249	1	27.23	91.667	39.2727
250	1	27.25	97.059	37.0909
251	1	27.25	91.667	39.2727
252	1	27.30	97.059	37.0909
253	2	27.42	76.744	46.9091
254	1	27.52	83.544	43.0909
255	2	27.52	75.000	48.0000
256	1	27.54	78.571	45.8182
257	1	27.69	81.481	44.1818
258	1	27.70	76.744	46.9091
259	1	27.76	75.000	48.0000
260	1	27.79	94.286	38.1818
261	1	27.85	92.958	38.7273
262	1	27.86	88.000	40.9091
263	1	27.86	75.862	47.4545
264	1	27.90	77.647	46.3636
265	1	27.91	98.507	36.5455
266	1	27.92	92.958	38.7273
267	2	27.94	79.518	45.2727
268	1	27.96	98.507	36.5455
269	1	28.05	95.652	37.6364
270	1	28.09	85.714	42.0000
271	1	28.13	94.286	38.1818
272	2	28.14	86.842	41.4545
273	1	28.14	80.488	44.7273
274	1	28.25	89.189	40.3636
275	1	28.28	88.000	40.9091
276	1	28.31	89.189	40.3636
277	2	28.33	81.481	44.1818
278	1	28.38	97.059	37.0909
279	1	28.44	95.652	37.6364
280	2	28.47	81.481	44.1818
281	1	28.51	81.481	44.1818
282	1	28.64	85.714	42.0000
283	1	28.70	100.000	36.0000
284	1	28.91	67.347	53.4545
285	1	28.92	113.793	31.6364
286	1	28.93	100.000	36.0000
287	1	29.03	88.000	40.9091
288	2	29.13	77.647	46.3636

STRÆKNINGSHAST VEJ 3 MOD KASTRUP
TOR 14 5 81 KL. 1500 - 1530 KM 44.6 - 45.711:31 MONDAY, FEBRUARY 15, 1982 49
38114503

SORTERET LISTE - ALLE BILTYPER - I TIDSGRUPPER

TIDSGRUP=2

OBS	TYPE	STARTTID	HAST	TIDSFB
289	1	29.17	78.571	45.8182
290	1	29.18	91.667	39.2727
291	1	29.24	75.862	47.4545
292	1	29.27	76.744	46.9091
293	1	29.28	103.125	34.9091
294	1	29.32	85.714	42.0000
295	1	29.36	104.762	34.3636
296	1	29.39	82.500	43.6364
297	1	29.40	101.538	35.4545
298	1	29.43	98.507	36.5455
299	1	29.47	94.286	38.1818
300	1	29.49	95.652	37.6364
301	2	29.51	65.347	55.0909
302	1	29.52	94.286	38.1818
303	1	29.55	90.411	39.8182
304	1	29.56	88.000	40.9091
305	1	29.63	67.347	53.4545
306	1	29.66	90.411	39.8182
307	1	29.73	95.652	37.6364
308	1	29.98	84.615	42.5455
309	1	30.00	95.652	37.6364
310	1	30.22	76.744	46.9091
311	1	30.26	95.652	37.6364
312	1	30.27	77.647	46.3636
313	1	30.41	101.538	35.4545
314	1	30.52	103.125	34.9091
315	2	30.54	73.333	49.0909
316	1	30.60	76.744	46.9091
317	1	30.61	75.862	47.4545
318	1	30.63	106.452	33.8182
319	1	30.63	85.714	42.0000
320	1	30.65	86.842	41.4545
321	1	30.68	84.615	42.5455
322	1	30.78	85.714	42.0000
323	1	30.81	97.059	37.0909
324	1	30.86	90.411	39.8182
325	1	30.89	76.744	46.9091

STRÆKNINGSHAST VEJ 3 MOD KASTRUP
TOR 14 5 81 KL. 1500 - 1530 KM 44.6 - 45.711:31 MONDAY, FEBRUARY 15, 1982 50
38114503

SORTERET LISTE - ALLE BILTYPER - I TIDSGRUPPER

TIDSGRUP=3

OBS	TYPE	STARTTID	HAST	TIDSF8
326	1	31.00	82.500	43.6364
327	1	31.02	97.059	37.0909
328	1	31.04	94.286	38.1818
329	1	31.11	101.538	35.4545
330	1	31.18	95.652	37.6364
331	6	31.24	90.411	39.8182
332	1	31.27	97.059	37.0909
333	1	31.35	71.739	50.1818
334	1	31.36	89.189	40.3636
335	1	31.37	89.189	40.3636
336	1	31.38	89.189	40.3636
337	1	31.39	89.189	40.3636
338	1	31.40	88.000	40.9091
339	1	31.43	94.286	38.1818
340	1	31.52	89.189	40.3636
341	1	31.57	92.958	38.7273
342	1	31.65	90.411	39.8182
343	1	31.66	103.125	34.9091
344	1	31.73	98.507	36.5455
345	1	31.80	91.667	39.2727
346	1	31.80	82.500	43.6364
347	1	31.81	89.189	40.3636
348	1	31.87	91.667	39.2727
349	1	31.90	104.762	34.3636
350	1	31.91	90.411	39.8182
351	1	31.96	83.544	43.0909
352	1	31.98	73.333	49.0909
353	1	32.00	73.333	49.0909
354	5	32.02	91.667	39.2727
355	1	32.05	83.544	43.0909
356	1	32.15	82.500	43.6364
357	2	32.21	77.647	46.3636
358	2	32.30	68.750	52.3636
359	1	32.33	95.652	37.6364
360	1	32.35	95.652	37.6364
361	1	32.36	70.968	50.7273
362	2	32.43	74.157	48.5455
363	1	32.52	88.000	40.9091
364	1	32.60	92.958	38.7273
365	1	32.65	90.411	39.8182
366	1	32.66	97.059	37.0909
367	1	32.67	88.000	40.9091
368	1	32.69	85.714	42.0000
369	1	32.72	100.000	36.0000
370	1	32.78	90.411	39.8182
371	1	32.81	80.488	44.7273
372	1	32.83	86.842	41.4545
373	1	32.90	90.411	39.8182
374	1	32.99	91.667	39.2727

STRÆKNINGSHAST VEJ 3 MOD KASTRUP
TOR 14 5 81 KL. 1500 - 1530 KM 44.6 - 45.7

38114503 11:31 MONDAY, FEBRUARY 15, 1982 51

SORTERET LISTE - ALLE BILTYPER - I TIDSGRUPPER

----- TIDSGRUP=3 -----

OBS	TYPE	STARTTID	HAST	TIDSF8
375	1	33.03	94.286	38.1818
376	1	33.06	76.744	46.9091
377	1	33.08	92.958	38.7273
378	1	33.11	97.059	37.0909
379	1	33.11	78.571	45.8182
380	1	33.13	91.667	39.2727
381	1	33.15	92.958	38.7273
382	1	33.23	85.714	42.0000
383	1	33.25	79.518	45.2727
384	1	33.41	91.667	39.2727
385	1	33.45	92.958	38.7273
386	1	33.46	97.059	37.0909
387	2	33.46	65.347	55.0909
388	1	33.48	98.507	36.5455
389	1	33.50	100.000	36.0000
390	1	33.51	97.059	37.0909
391	1	33.52	79.518	45.2727
392	3	33.53	94.286	38.1818
393	1	33.55	79.518	45.2727
394	1	33.57	94.286	38.1818
395	1	33.57	76.744	46.9091
396	1	33.60	77.647	46.3636
397	1	33.65	89.189	40.3636
398	1	33.77	84.615	42.5455
399	1	33.92	89.189	40.3636
400	1	33.97	90.411	39.8182
401	1	33.98	80.488	44.7273
402	1	34.00	90.411	39.8182
403	1	34.06	97.059	37.0909
404	1	34.07	85.714	42.0000
405	1	34.08	91.667	39.2727
406	2	34.11	83.544	43.0909
407	2	34.11	72.527	49.6364
408	1	34.12	100.000	36.0000
409	1	34.13	97.059	37.0909
410	1	34.15	98.507	36.5455
411	1	34.15	74.157	48.5455
412	1	34.16	98.507	36.5455
413	1	34.16	94.286	38.1818
414	1	34.20	91.667	39.2727
415	1	34.22	94.286	38.1818
416	1	34.25	95.652	37.6364
417	1	34.36	95.652	37.6364
418	2	34.39	66.000	54.5455
419	1	34.40	90.411	39.8182
420	2	34.42	66.667	54.0000
421	1	34.43	95.652	37.6364
422	1	34.46	91.667	39.2727
423	2	34.46	74.157	48.5455

STRÆKNINGSHAST VEJ 3 MOD KASTRUP
TOR 14 5 81 KL. 1500 - 1530 KM 44.6 - 45.711:31 MONDAY, FEBRUARY 15, 1982 52
38114503

SORTERET LISTE - ALLE BILTYPER - I TIDSGRUPPER

TIDSGRUP=3

OBS	TYPE	STARTTID	HAST	TIDSFB
424	1	34.47	97.059	37.0909
425	1	34.48	91.667	39.2727
426	1	34.59	95.652	37.6364
427	1	34.76	83.544	43.0909
428	1	34.78	79.518	45.2727
429	1	34.82	79.518	45.2727
430	1	34.85	110.000	32.7273
431	1	34.87	104.762	34.3636
432	1	34.91	103.125	34.9091
433	1	34.93	97.059	37.0909
434	1	35.01	81.481	44.1818
435	1	35.04	94.286	38.1818
436	1	35.10	108.197	33.2727
437	1	35.15	94.286	38.1818
438	2	35.20	69.474	51.8182
439	1	35.29	100.000	36.0000
440	1	35.30	94.286	38.1818
441	1	35.32	95.652	37.6364
442	1	35.40	85.714	42.0000
443	1	35.47	83.544	43.0909
444	2	35.50	70.968	50.7273
445	1	35.55	95.652	37.6364
446	2	35.55	78.571	45.8182
447	1	35.57	113.793	31.6364
448	1	35.64	77.647	46.3636
449	1	35.65	82.500	43.6364
450	1	35.67	94.286	38.1818
451	6	35.72	68.041	52.9091
452	2	35.79	66.000	54.5455
453	1	35.87	70.968	50.7273
454	1	35.88	85.714	42.0000
455	1	35.89	85.714	42.0000
456	2	35.90	70.213	51.2727
457	1	35.94	91.667	39.2727
458	1	35.98	90.411	39.8182
459	2	36.04	69.474	51.8182
460	1	36.08	80.488	44.7273
461	1	36.10	85.714	42.0000
462	1	36.20	85.714	42.0000
463	1	36.20	77.647	46.3636
464	3	36.21	86.842	41.4545
465	1	36.21	75.862	47.4545
466	5	36.30	81.481	44.1818
467	2	36.35	73.333	49.0909
468	1	36.41	79.518	45.2727
469	1	36.45	82.500	43.6364
470	1	36.48	91.667	39.2727
471	1	36.49	76.744	46.9091
472	1	36.50	92.958	38.7273

STRÆKNINGSHAST VEJ 3 MOD KASTRUP
TOR 14 5 81 KL. 1500 - 1530 KM 44.6 - 45.7

11:31 MONDAY, FEBRUARY 15, 1982 53
38114503

SORTERET LISTE - ALLE BILTYPER - I TIDSGRUPPER

TIDSGRUP=3

OBS	TYPE	STARTTID	HAST	TIDSFB
473	1	36.53	95.652	37.6364
474	1	36.56	75.000	48.0000
475	1	36.62	90.411	39.8182
476	2	36.64	78.571	45.8182
477	1	36.66	91.667	39.2727
478	1	36.68	97.059	37.0909
479	1	36.69	79.518	45.2727
480	1	36.75	106.452	33.8182
481	1	36.76	104.762	34.3636
482	2	36.76	72.527	49.6364
483	1	36.78	104.762	34.3636
484	1	36.79	101.538	35.4545
485	1	36.80	101.538	35.4545
486	1	36.83	76.744	46.9091
487	1	36.89	88.000	40.9091
488	1	36.96	100.000	36.0000
489	1	36.97	89.189	40.3636
490	1	36.98	97.059	37.0909

TIDSGRUP=4

OBS	TYPE	STARTTID	HAST	TIDSFB
491	1	37.00	95.652	37.6364
492	1	37.02	101.538	35.4545
493	1	37.04	100.000	36.0000
494	1	37.07	98.507	36.5455
495	1	37.09	78.571	45.8182
496	1	37.16	90.411	39.8182
497	1	37.18	85.714	42.0000
498	1	37.22	74.157	48.5455
499	1	37.25	73.333	49.0909
500	1	37.26	82.500	43.6364
501	1	37.39	84.615	42.5455
502	1	37.41	91.667	39.2727
503	1	37.50	90.411	39.8182
504	1	37.52	95.652	37.6364
505	1	37.56	97.059	37.0909
506	1	37.66	91.667	39.2727
507	1	37.92	104.762	34.3636
508	1	38.01	94.286	38.1818
509	2	38.02	81.481	44.1818
510	1	38.08	98.507	36.5455
511	1	38.09	100.000	36.0000
512	1	38.09	94.286	38.1818
513	1	38.11	91.667	39.2727
514	1	38.14	101.538	35.4545
515	1	38.20	92.958	38.7273

STRÆKNINGSHAST VEJ 3 MOD KASTRUP
ONS 1 4 81 KL. 1400 - 1453 KM 44.6 - 45.7

38114501 11:31 MONDAY, FEBRUARY 15, 1982 19

GENNEMSNITSMAL FOR ALLE BILER I TIDSGRUPPER
TIDSGRUP=1

VARIABLE	N	MEAN	STANDARD DEVIATION	MINIMUM VALUE	MAXIMUM VALUE	STD ERROR OF MEAN	SUM	VARIANCE	C.V.
HAST	107	87.77248200	12.29987274	66.00000000	137.50000000	1.18907358	9391.6555736	151.28686931	14.013
TIDSFB	107	41.79609176	5.72005100	26.18181818	54.54545455	0.55297820	4472.1818182	32.71898349	13.686
----- TIDSGRUP=2 -----									
HAST	95	88.77775388	11.02710882	65.34653465	115.78947368	1.13135749	8433.8866188	121.59712903	12.421
TIDSFB	95	41.20765550	5.40544736	31.09090909	55.09090909	0.55458720	3914.7272727	29.21886111	13.118
----- TIDSGRUP=3 -----									
HAST	96	85.67857183	11.63234144	60.00000000	117.85714286	1.18722088	8225.1428956	135.31136726	13.577
TIDSFB	96	42.79545455	5.87201471	30.54545455	60.00000000	0.59930999	4108.3636364	34.48055676	13.721
----- TIDSGRUP=4 -----									
HAST	92	87.96818737	11.56706803	67.34693878	122.22222222	1.20595021	8093.0732380	133.79706276	13.149
TIDSFB	92	41.63241107	5.51481707	29.45454545	53.45454545	0.57495943	3830.1818182	30.41320735	13.246
----- TIDSGRUP=5 -----									
HAST	84	87.08083026	11.98308968	63.46153846	115.78947368	1.30746227	7314.7897415	143.59443816	13.761
TIDSFB	84	42.12987013	5.86594384	31.09090909	56.72727273	0.64002694	3538.9090909	34.40929717	13.923
----- TIDSGRUP=6 -----									
HAST	75	86.58173864	9.32782745	61.11111111	108.19672131	1.07708474	6493.6303977	87.00836489	10.773
TIDSFB	75	42.08000000	4.75997383	33.27272727	58.90909091	0.54963443	3156.0000000	22.65735090	11.312
----- TIDSGRUP=7 -----									
HAST	82	86.06309995	9.71473120	66.66666667	104.76190476	1.07281259	7057.1741962	94.37600223	11.288
TIDSFB	82	42.37915743	4.96133000	34.36363636	54.00000000	0.54788724	3475.0909091	24.61479540	11.707
----- TIDSGRUP=8 -----									
HAST	96	87.08716291	10.24489656	66.66666667	108.19672131	1.04561538	8360.3676394	104.95790545	11.764
TIDSFB	96	41.93750000	5.18423200	33.27272727	54.00000000	0.52911346	4026.0000000	26.87626142	12.362
----- TIDSGRUP=9 -----									
HAST	29	88.97409325	10.01780257	73.33333333	120.00000000	1.86025924	2580.2487043	100.35636829	11.259
TIDSFB	29	40.92789969	4.34529284	30.00000000	49.09090909	0.80690062	1186.9090909	18.88156984	10.617

STRÆKNINGSHAST VEJ 3 MOD KASTRUP
TOR 14 5 81 KL. 1500 - 1530 KM 44.6 - 45.7

11:31 MONDAY, FEBRUARY 15, 1982 54

38114503

SORTERET LISTE - ALLE BILTYPER - I TIDSGRUPPER

TIDSGRUP=4

OBS	TYPE	STARTTID	HAST	TIDSFB
516	1	38.22	90.411	39.8182
517	1	38.28	98.507	36.5455
518	1	38.31	92.958	38.7273
519	1	38.36	104.762	34.3636
520	2	38.36	72.527	49.6364
521	1	38.39	80.488	44.7273
522	1	38.41	90.411	39.8182
523	1	38.44	72.527	49.6364
524	1	38.47	86.842	41.4545
525	1	38.59	100.000	36.0000
526	1	38.60	98.507	36.5455
527	1	38.61	97.059	37.0909
528	1	38.63	98.507	36.5455
529	2	38.64	71.739	50.1818
530	1	38.66	100.000	36.0000
531	1	38.68	90.411	39.8182
532	1	38.71	98.507	36.5455
533	1	38.75	95.652	37.6364
534	2	38.76	74.157	48.5455
535	1	38.79	98.507	36.5455
536	1	38.80	95.652	37.6364
537	1	38.84	62.857	57.2727
538	2	38.97	80.488	44.7273
539	1	38.98	70.213	51.2727
540	1	39.06	103.125	34.9091
541	1	39.06	72.527	49.6364
542	1	39.08	101.538	35.4545
543	1	39.09	103.125	34.9091
544	1	39.10	91.667	39.2727
545	1	39.10	85.714	42.0000
546	1	39.14	92.958	38.7273
547	1	39.17	100.000	36.0000
548	1	39.22	95.652	37.6364
549	1	39.25	84.615	42.5455
550	1	39.29	101.538	35.4545
551	3	39.34	100.000	36.0000
552	3	39.36	100.000	36.0000
553	1	39.37	85.714	42.0000
554	3	39.39	101.538	35.4545
555	3	39.40	101.538	35.4545
556	1	39.40	97.059	37.0909
557	1	39.44	84.615	42.5455
558	1	39.46	84.615	42.5455
559	1	39.48	110.000	32.7273
560	1	39.49	91.667	39.2727
561	1	39.55	98.507	36.5455
562	1	39.78	90.411	39.8182
563	1	39.84	97.059	37.0909
564	1	39.86	84.615	42.5455

STRÆKNINGSHAST VEJ 3 MOD KASTRUP
TOR 14 5 81 KL. 1500 - 1530 KM 44.6 - 45.7

11:31 MONDAY, FEBRUARY 15, 1982 55
38114503

SORTERET LISTE - ALLE BILTYPER - I TIDSGRUPPER

TIDSGRUP=4

OBS	TYPE	STARTTID	HAST	TIDSFB
565	1	39.88	77.647	46.3636
566	1	39.90	78.571	45.8182
567	1	39.95	79.518	45.2727
568	1	40.00	106.452	33.8182
569	1	40.02	103.125	34.9091
570	1	40.03	100.000	36.0000
571	1	40.05	88.000	40.9091
572	1	40.12	98.507	36.5455
573	1	40.12	92.958	38.7273
574	3	40.14	104.762	34.3636
575	1	40.16	79.518	45.2727
576	1	40.17	92.958	38.7273
577	1	40.24	83.544	43.0909
578	1	40.51	104.762	34.3636
579	1	40.54	111.864	32.1818
580	1	40.57	97.059	37.0909
581	1	40.60	95.652	37.6364
582	1	40.62	91.667	39.2727
583	1	40.65	101.538	35.4545
584	1	40.68	89.189	40.3636
585	1	40.79	92.958	38.7273
586	1	40.82	89.189	40.3636
587	1	40.83	97.059	37.0909
588	1	40.84	74.157	48.5455
589	2	40.86	75.000	48.0000
590	1	40.90	94.286	38.1818
591	1	40.91	91.667	39.2727
592	1	40.93	91.667	39.2727
593	1	40.95	75.000	48.0000
594	1	40.99	104.762	34.3636
595	1	41.00	89.189	40.3636
596	1	41.10	97.059	37.0909
597	2	41.10	75.862	47.4545
598	1	41.11	92.958	38.7273
599	1	41.14	84.615	42.5455
600	1	41.15	103.125	34.9091
601	1	41.15	76.744	46.9091
602	1	41.16	75.862	47.4545
603	1	41.20	88.000	40.9091
604	1	41.21	84.615	42.5455
605	1	41.27	84.615	42.5455
606	2	41.30	74.157	48.5455
607	1	41.31	95.652	37.6364
608	1	41.37	74.157	48.5455
609	1	41.45	92.958	38.7273
610	1	41.50	80.488	44.7273
611	1	41.57	91.667	39.2727
612	2	41.59	79.518	45.2727
613	1	41.67	78.571	45.8182

STRÆKNINGSHAST VEJ 3 MOD KASTRUP
TOR 14 5 81 KL. 1500 - 1530 KM 44.6 - 45.711:31 MONDAY, FEBRUARY 15, 1982 56
38114503

SORTERET LISTE - ALLE BILTYPER - I TIDSGRUPPER

----- TIDSGRUP=4 -----

OBS	TYPE	STARTTID	HAST	TIDSFB
614	1	41.81	129.412	27.8182
615	1	41.82	92.958	38.7273
616	1	41.86	86.842	41.4545
617	1	41.95	91.667	39.2727
618	1	41.96	90.411	39.8182
619	2	41.97	90.411	39.8182
620	1	42.00	101.538	35.4545
621	1	42.05	101.538	35.4545
622	2	42.05	76.744	46.9091
623	1	42.11	98.507	36.5455
624	1	42.13	94.286	38.1818
625	2	42.15	61.682	58.3636
626	1	42.17	100.000	36.0000
627	1	42.20	97.059	37.0909
628	1	42.23	95.652	37.6364
629	1	42.25	95.652	37.6364
630	4	42.27	74.157	48.5455
631	1	42.28	95.652	37.6364
632	1	42.34	104.762	34.3636
633	1	42.42	92.958	38.7273
634	1	42.43	79.518	45.2727
635	1	42.55	101.538	35.4545
636	1	42.60	103.125	34.9091
637	1	42.65	98.507	36.5455
638	1	42.71	113.793	31.6364
639	1	42.74	97.059	37.0909
640	1	42.75	115.789	31.0909
641	1	42.76	70.213	51.2727
642	1	42.79	75.000	48.0000
643	1	42.83	75.000	48.0000
644	6	42.84	71.739	50.1818
645	1	42.89	90.411	39.8182
646	1	42.92	84.615	42.5455
647	1	42.97	106.452	33.8182
648	1	42.99	108.197	33.2727

----- TIDSGRUP=5 -----

OBS	TYPE	STARTTID	HAST	TIDSFB
649	5	43.00	70.213	51.2727
650	1	43.01	100.000	36.0000
651	1	43.02	111.864	32.1818
652	1	43.02	70.968	50.7273
653	1	43.05	91.667	39.2727
654	1	43.14	84.615	42.5455
655	1	43.19	103.125	34.9091
656	1	43.19	84.615	42.5455

STRÆKNINGSHAST VEJ 3 MOD KASTRUP
TOR 14 5 81 KL. 1500 - 1530 KM 44.6 - 45.7

38114503 11:31 MONDAY, FEBRUARY 15, 1982 57

SORTERET LISTE - ALLE BILTYPER - I TIDSGRUPPER

TIDSGRUP=5

OBS	TYPE	STARTTID	HAST	TIDSFB
657	1	43.20	104.762	34.3636
658	1	43.21	101.538	35.4545
659	1	43.22	100.000	36.0000
660	5	43.22	79.518	45.2727
661	1	43.23	97.059	37.0909
662	1	43.25	91.667	39.2727
663	1	43.26	89.189	40.3636
664	1	43.33	91.667	39.2727
665	2	43.33	80.488	44.7273
666	1	43.34	89.189	40.3636
667	1	43.40	100.000	36.0000
668	3	43.44	104.762	34.3636
669	2	43.45	81.481	44.1818
670	1	43.46	104.762	34.3636
671	1	43.46	80.488	44.7273
672	1	43.49	79.518	45.2727
673	1	43.51	110.000	32.7273
674	1	43.56	101.538	35.4545
675	1	43.57	85.714	42.0000
676	1	43.64	97.059	37.0909
677	1	43.76	88.000	40.9091
678	1	43.77	97.059	37.0909
679	1	43.88	101.538	35.4545
680	1	43.88	86.842	41.4545
681	1	43.96	101.538	35.4545
682	1	44.10	74.157	48.5455
683	2	44.11	90.411	39.8182
684	2	44.12	71.739	50.1818
685	1	44.13	90.411	39.8182
686	1	44.19	120.000	30.0000
687	2	44.25	65.347	55.0909
688	2	44.27	76.744	46.9091
689	1	44.28	82.500	43.6364
690	1	44.32	91.667	39.2727
691	1	44.40	92.958	38.7273
692	1	44.40	74.157	48.5455
693	1	44.53	85.714	42.0000
694	1	44.53	83.544	43.0909
695	1	44.55	106.452	33.8182
696	2	44.56	74.157	48.5455
697	1	44.58	80.488	44.7273
698	1	44.60	103.125	34.9091
699	1	44.65	94.286	38.1818
700	1	44.67	97.059	37.0909
701	1	44.68	80.488	44.7273
702	1	44.74	84.615	42.5455
703	1	44.75	101.538	35.4545
704	1	44.80	92.958	38.7273
705	1	44.81	101.538	35.4545

STRÆKNINGSHAST VEJ 3 MOD KASTRUP
TOR 14 5 81 KL. 1500 - 1530 KM 44.6 - 45.711:31 MONDAY, FEBRUARY 15, 1982 58
38114503

SORTERET LISTE - ALLE BILTYPER - I TIDSGRUPPER

----- TIDSGRUP=5 -----

OBS	TYPE	STARTTID	HAST	TIDSFB
706	4	44.88	80.488	44.7273
707	1	44.89	70.968	50.7273
708	4	44.91	80.488	44.7273
709	1	44.92	95.652	37.6364
710	1	44.93	92.958	38.7273
711	1	44.94	88.000	40.9091
712	1	44.95	86.842	41.4545
713	1	44.97	85.714	42.0000
714	1	45.02	80.488	44.7273
715	1	45.07	89.189	40.3636
716	1	45.11	70.968	50.7273
717	1	45.14	89.189	40.3636
718	1	45.17	98.507	36.5455
719	1	45.17	86.842	41.4545
720	1	45.22	75.000	48.0000
721	1	45.25	100.000	36.0000
722	1	45.25	75.862	47.4545
723	1	45.28	100.000	36.0000
724	1	45.30	101.538	35.4545
725	1	45.31	95.652	37.6364
726	2	45.36	83.544	43.0909
727	1	45.36	75.862	47.4545
728	1	45.39	76.744	46.9091
729	1	45.42	94.286	38.1818
730	1	45.44	94.286	38.1818
731	1	45.47	97.059	37.0909
732	1	45.49	97.059	37.0909
733	1	45.52	97.059	37.0909
734	1	45.54	84.615	42.5455
735	1	45.57	76.744	46.9091
736	1	45.58	86.842	41.4545
737	1	45.62	83.544	43.0909
738	1	45.67	101.538	35.4545
739	1	45.73	108.197	33.2727
740	1	45.74	95.652	37.6364
741	1	45.76	94.286	38.1818
742	1	45.83	97.059	37.0909
743	1	45.85	95.652	37.6364
744	1	45.90	84.615	42.5455
745	1	46.05	88.000	40.9091
746	1	46.07	97.059	37.0909
747	1	46.10	95.652	37.6364
748	1	46.10	90.411	39.8182
749	1	46.14	95.652	37.6364
750	1	46.20	94.286	38.1818
751	1	46.23	89.189	40.3636
752	1	46.25	89.189	40.3636
753	1	46.25	85.714	42.0000
754	1	46.26	94.286	38.1818

STRÆKNINGSHAST VEJ 3 MOD KASTRUP
TOR 14 5 81 KL. 1500 - 1530 KM 44.6 - 45.711:31 MONDAY, FEBRUARY 15, 1982 59
38114503

SORTERET LISTE - ALLE BILTYPER - I TIDSGRUPPER

----- TIDSGRUP=5 -----

OBS	TYPE	STARTTID	HAST	TIDSFB
755	1	46.33	75.862	47.4545
756	6	46.44	75.000	48.0000
757	1	46.45	92.958	38.7273
758	1	46.49	73.333	49.0909
759	1	46.54	91.667	39.2727
760	1	46.60	94.286	38.1818
761	1	46.66	83.544	43.0909
762	1	46.69	104.762	34.3636
763	1	46.74	88.000	40.9091
764	1	46.78	75.000	48.0000
765	1	46.80	92.958	38.7273
766	1	46.88	104.762	34.3636
767	1	46.88	92.958	38.7273
768	1	46.92	85.714	42.0000
769	1	46.93	95.652	37.6364
770	1	46.97	91.667	39.2727

STRÆKNINGSFAST VEJ 3 MOD KASTRUP
ONS 20 5 81 KL. 1445 - 1525 KM 44.6 - 45.7

11:31 MONDAY, FEBRUARY 15, 1982 85
. 38114504

GENNEMSNITSMAL FOR BILER FORDELT EFTER TYPE
TYPE=1

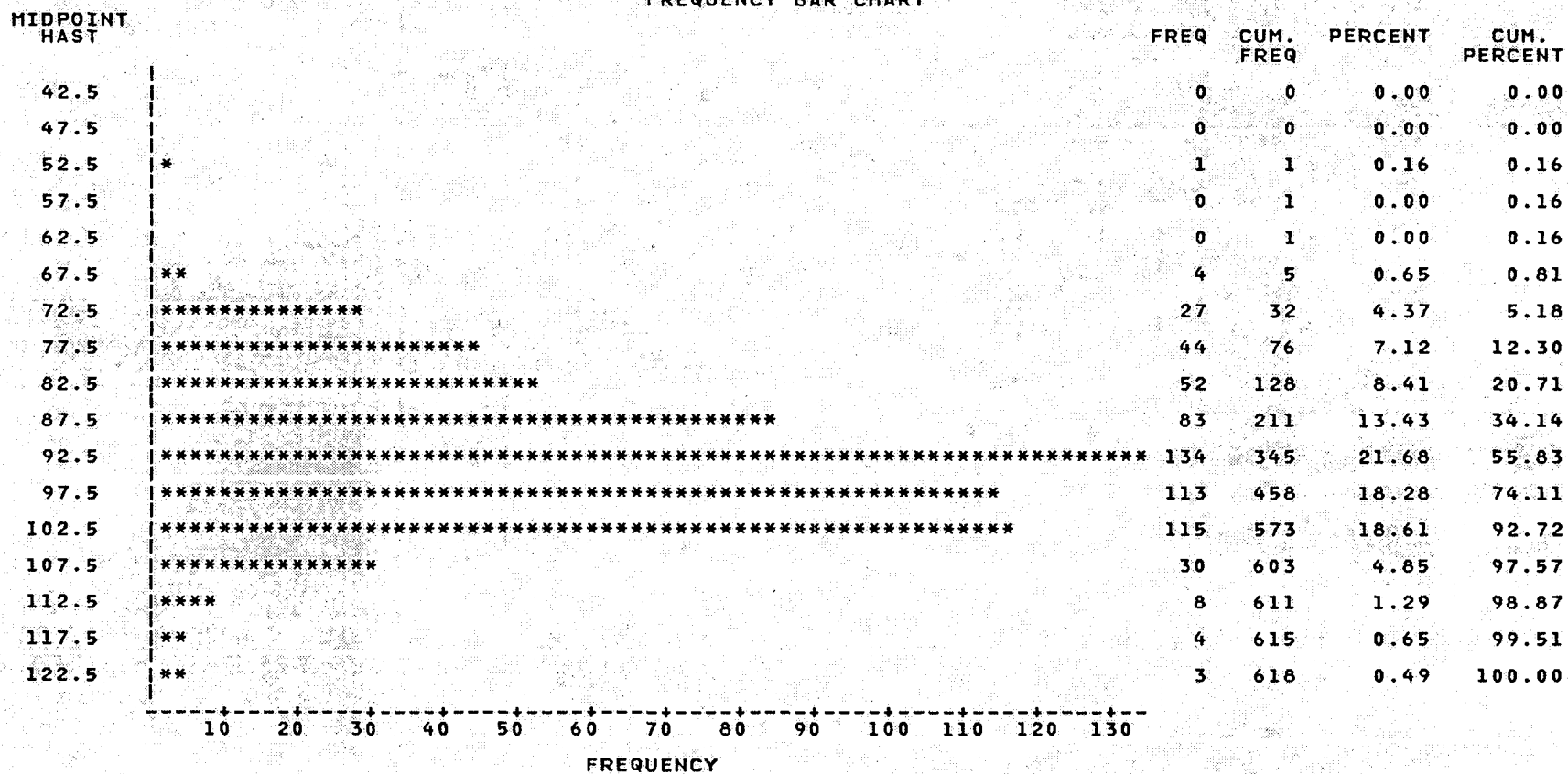
VARIABLE	N	MEAN	STANDARD DEVIATION	MINIMUM VALUE	MAXIMUM VALUE	STD ERROR OF MEAN	SUM	VARIANCE	C.V.
HAST	618	92.91698523	10.20036673	50.00000000	157.14285714	0.41031893	57422.696874	104.04748143	10.978
TIDSFB	618	39.23565755	4.58758323	22.90909091	72.00000000	0.18453966	24247.636364	21.04591991	11.692
----- TYPE=2 -----									
HAST	100	74.27786043	6.58784847	62.26415094	94.28571429	0.65878485	7427.7860434	43.39974750	8.869
TIDSFB	100	48.82363636	4.09320046	38.18181818	57.81818182	0.40932005	4882.3636364	16.75429001	8.384
----- TYPE=6 -----									
HAST	6	78.26632353	8.14298112	72.52747253	94.28571429	3.32435812	469.59794116	66.30814150	10.404
TIDSFB	6	46.36363636	4.23913292	38.18181818	49.63636364	1.73061877	278.18181818	17.97024793	9.143

STRÆKNINGSHAST VEJ 3 MOD KASTRUP
ONS 20 5 81 KL. 1445 - 1525 KM 44.6 - 45.7

11:31 MONDAY, FEBRUARY 15, 1982 86
. 38114504

HASTIGHEDSFORDELING FOR PERSONBILER

FREQUENCY BAR CHART

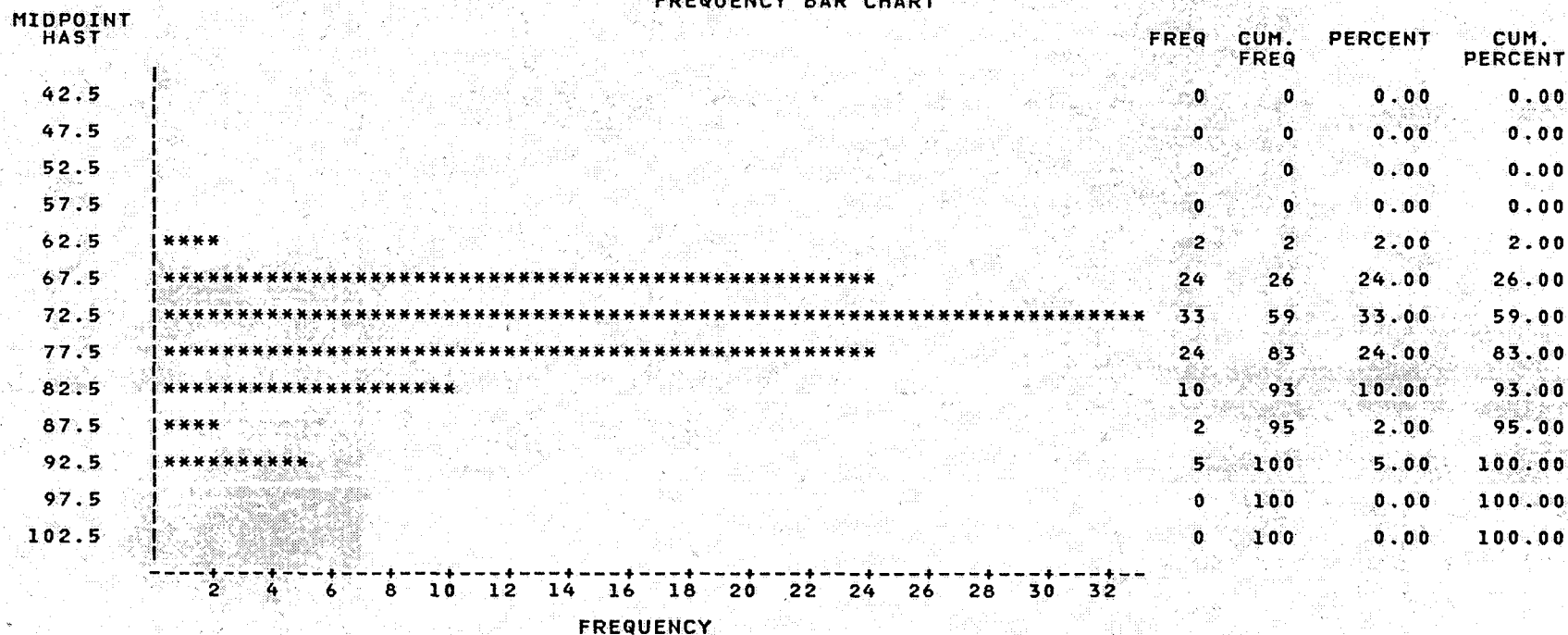


STRÆKNINGSHAST VEJ 3 MOD KASTRUP
ONS 20 5 81 KL. 1445 - 1525 KM 44.6 - 45.7

11:31 MONDAY, FEBRUARY 15, 1982 87
38114504

HASTIGHEDSFORDELING FOR LASTBILER

FREQUENCY BAR CHART



STRÆKNINGSHAST VEJ 3 MOD KASTRUP
ONS 20 5 81 KL. 1445 - 1525 KM 44.6 - 45.7

38114504

11:31 MONDAY, FEBRUARY 15, 1982

88

HASTIGHEDSFORDELING FOR ALLE BILTYPER

FREQUENCY BAR CHART

MIDPOINT
HAST

42.5

47.5

52.5

57.5

62.5

67.5

72.5

77.5

82.5

87.5

92.5

97.5

102.5

107.5

112.5

117.5

122.5

*

*

**

**

FREQ

CUM.
FREQ

PERCENT

CUM.
PERCENT

0

0

0.00

0.00

0

0

0.00

0.00

1

1

0.14

0.14

0

1

0.00

0.14

2

3

0.28

0.41

28

31

3.87

4.28

63

94

8.70

12.98

70

164

9.67

22.65

62

226

8.56

31.22

85

311

11.74

42.96

140

451

19.34

62.29

113

564

15.61

77.90

115

679

15.88

93.78

30

709

4.14

97.93

8

717

1.10

99.03

4

721

0.55

99.59

3

724

0.41

100.00

10 20 30 40 50 60 70 80 90 100 110 120 130 140

FREQUENCY

STRÆKNINGSHAST VEJ 3 MOD KASTRUP
ONS 1 4 81 KL. 1400 - 1453 KM 44.6 - 45.7

38114501 11:31 MONDAY, FEBRUARY 15, 1982

SORTERET LISTE - ALLE BILTYPER - I TIDSGRUPPER

----- TIDSGRUP=1 -----

OBS	TYPE	STARTTID	HAST	TIDSFB
1	2	24.32	70.968	50.7273
2	2	24.36	70.968	50.7273
3	2	24.43	80.488	44.7273
4	2	24.46	71.739	50.1818
5	2	24.51	72.527	49.6364
6	2	24.56	73.333	49.0909
7	2	24.72	78.571	45.8182
8	1	24.80	81.481	44.1818
9	1	24.86	98.507	36.5455
10	1	24.97	79.518	45.2727
11	1	25.19	92.958	38.7273
12	1	25.37	89.189	40.3636
13	1	25.52	94.286	38.1818
14	1	25.53	85.714	42.0000
15	1	25.93	91.667	39.2727
16	1	25.94	98.507	36.5455
17	1	26.02	97.059	37.0909
18	1	26.05	106.452	33.8182
19	2	26.09	68.750	52.3636
20	1	26.10	100.000	36.0000
21	1	26.10	84.615	42.5455
22	1	26.13	98.507	36.5455
23	4	26.13	69.474	51.8182
24	2	26.17	69.474	51.8182
25	1	26.29	83.544	43.0909
26	1	26.48	78.571	45.8182
27	1	26.51	83.544	43.0909
28	1	26.58	106.452	33.8182
29	4	26.58	68.750	52.3636
30	1	26.60	74.157	48.5455
31	2	26.93	75.862	47.4545
32	1	26.95	94.286	38.1818
33	6	27.06	82.500	43.6364
34	3	27.07	95.652	37.6364
35	1	27.08	104.762	34.3636
36	2	27.08	82.500	43.6364
37	2	27.27	74.157	48.5455
38	1	27.30	92.958	38.7273
39	1	27.35	92.958	38.7273
40	1	27.45	89.189	40.3636
41	1	27.55	90.411	39.8182
42	2	27.56	75.862	47.4545
43	1	27.60	75.862	47.4545
44	1	27.69	83.544	43.0909
45	2	27.76	86.842	41.4545
46	2	27.80	76.744	46.9091
47	1	27.83	98.507	36.5455
48	1	27.87	100.000	36.0000
49	2	27.93	79.518	45.2727

STRÆKNINGSHAST VEJ 3 MOD KASTRUP
ONS 20 5 81 KL. 1445 - 1525 KM 44.6 - 45.7

11:31 MONDAY, FEBRUARY 15, 1982 89
. 38114504

HASTIGHEDSFORDELING FOR ALLE BILTYPER

TABLE OF TYPE BY HAST

TYPE	HAST										
FREQUENCY											
PERCENT											
ROW PCT											
COL PCT	5	6	7	8	9	10	11	12	13	16	TOTAL
1	1 0.14 0.16 100.00	0 0.00 0.00 0.00	31 4.28 5.02 34.07	96 13.26 15.53 72.73	217 29.97 35.11 96.44	228 31.49 36.89 100.00	38 5.25 6.15 100.00	5 0.69 0.81 100.00	1 0.14 0.16 100.00	1 0.14 0.16 100.00	618 85.36
2	0 0.00 0.00 0.00	2 0.28 2.00 100.00	57 7.87 57.00 62.64	34 4.70 34.00 25.76	7 0.97 7.00 3.11	0 0.00 0.00 0.00	0 0.00 0.00 0.00	0 0.00 0.00 0.00	0 0.00 0.00 0.00	0 0.00 0.00 0.00	100 13.81
6	0 0.00 0.00 0.00	0 0.00 0.00 0.00	3 0.41 50.00 3.30	2 0.28 33.33 1.52	1 0.14 16.67 0.44	0 0.00 0.00 0.00	0 0.00 0.00 0.00	0 0.00 0.00 0.00	0 0.00 0.00 0.00	0 0.00 0.00 0.00	6 0.83
TOTAL	1 0.14	2 0.28	91 12.57	132 18.23	225 31.08	228 31.49	38 5.25	5 0.69	1 0.14	1 0.14	724 100.00

STRÆKNINGSFAST VEJ 3 MOD KASTRUP
ONS 20 5 81 KL. 1445 - 1525 KM 44.6 - 45.7

11:31 MONDAY, FEBRUARY 15, 1982 83
38114504

GENNEMSNITSMAL FOR PERSONBILER I TIDSGRUPPER
TIDSGRUP=1

VARIABLE	N	MEAN	STANDARD DEVIATION	MINIMUM VALUE	MAXIMUM VALUE	STD ERROR OF MEAN	SUM	VARIANCE	C.V.
HAST	98	94.44700343	9.20849408	71.73913043	120.00000000	0.93019837	9255.8063363	84.79636327	9.750
TIDSFB	98	38.48794063	3.88710032	30.00000000	50.18181818	0.39265643	3771.8181818	15.10954891	10.100

TIDSGRUP=2

HAST	79	93.01747487	10.12026452	66.66666667	111.86440678	1.13861872	7348.3805147	102.41975386	10.880
TIDSFB	79	39.21058688	4.78553713	32.18181818	54.00000000	0.53841499	3097.6363636	22.90136561	12.205

TIDSGRUP=3

HAST	85	92.58536439	9.81493010	70.21276596	110.00000000	1.06457864	7869.7559731	96.33285290	10.601
TIDSFB	85	39.34973262	4.49332676	32.72727273	51.27272727	0.48736972	3344.7272727	20.18998542	11.419

TIDSGRUP=4

HAST	92	90.63262522	9.88180712	69.47368421	115.78947368	1.03024961	8338.2015201	97.65011188	10.903
TIDSFB	92	40.20948617	4.57599608	31.09090909	51.81818182	0.47708057	3699.2727273	20.93974010	11.380

TIDSGRUP=5

HAST	104	91.25484566	9.66846140	50.00000000	108.19672131	0.94807064	9490.5039486	93.47914589	10.595
TIDSFB	104	39.96503497	5.07557120	33.27272727	72.00000000	0.49770070	4156.3636364	25.76142304	12.700

TIDSGRUP=6

HAST	108	94.66808824	11.49077209	70.21276596	157.14285714	1.10570006	10224.153530	132.03784328	12.138
TIDSFB	108	38.55555556	4.53588344	22.90909091	51.27272727	0.43646559	4164.0000000	20.57423856	11.765

TIDSGRUP=7

HAST	52	94.15182790	10.69301037	73.33333333	126.92307692	1.48285374	4895.8950507	114.34047069	11.357
TIDSFB	52	38.72727273	4.46147012	28.36363636	49.09090909	0.61869459	2013.8181818	19.90471561	11.520

STRÆKNINGSFAST VEJ 3 MOD KASTRUP 11:31 MONDAY, FEBRUARY 15, 1982 84
 ONS 20 5 81 KL. 1445 - 1525 KM 44.6 - 45.7 38114504

GENNEMSNITSMAL FOR ALLE BILER I TIDSGRUPPER
 TIDSGRUP=1

VARIABLE	N	MEAN	STANDARD DEVIATION	MINIMUM VALUE	MAXIMUM VALUE	STD ERROR OF MEAN	SUM	VARIANCE	C.V.
HAST	109	92.29604561	11.01821749	66.66666667	120.00000000	1.05535383	10060.268972	121.40111674	11.938
TIDSFB	109	39.60300250	5.12274588	30.00000000	54.00000000	0.49067007	4316.727273	26.24252534	12.935

TIDSGRUP=2

HAST	99	88.96773915	12.40974501	66.00000000	111.86440678	1.24722630	8807.8061757	154.00177127	13.949
TIDSFB	99	41.31129477	6.18466990	32.18181818	54.54545455	0.62158271	4089.8181818	38.25014183	14.971

TIDSGRUP=3

HAST	104	89.26027911	11.80982652	62.26415094	110.00000000	1.15804877	9283.0690277	139.47200251	13.231
TIDSFB	104	41.09265734	5.86764583	32.72727273	57.81818182	0.57537001	4273.6363636	34.42926756	14.279

TIDSGRUP=4

HAST	110	87.84232242	11.33715293	62.26415094	115.78947368	1.08095512	9662.6554659	128.53103651	12.906
TIDSFB	110	41.69752066	5.65579675	31.09090909	57.81818182	0.53925906	4586.7272727	31.98803686	13.564

TIDSGRUP=5

HAST	121	89.13201691	10.75006817	50.00000000	108.19672131	0.97727892	10784.974047	115.56396571	12.061
TIDSFB	121	41.04883546	5.64553312	33.27272727	72.00000000	0.51323028	4966.909091	31.87204426	13.753

TIDSGRUP=6

HAST	125	92.04868715	12.74812220	66.66666667	157.14285714	1.14022671	11506.085893	162.51461964	13.849
TIDSFB	125	39.84000000	5.46702385	22.90909091	54.00000000	0.48898548	4980.000000	29.88834977	13.722

TIDSGRUP=7

HAST	56	93.12895138	10.96839462	73.33333333	126.92307692	1.46571338	5215.2212771	120.30568046	11.778
TIDSFB	56	39.18506494	4.62222652	28.36363636	49.09090909	0.61767100	2194.3636364	21.36497800	11.796

STRÆKNINGSHAST VEJ 3 MOD KASTRUP
ONS 20 5 81 KL. 1445 - 1525 KM 44.6 - 45.711:31 MONDAY, FEBRUARY 15, 1982 67
38114504

SORTERET LISTE - ALLE BILTYPER - I TIDSGRUPPER

----- TIDSGRUP=1 -----

OBS	TYPE	STARTTID	HAST	TIDSF8
1	1	24.89	106.452	33.8182
2	1	25.28	91.667	39.2727
3	1	25.29	101.538	35.4545
4	1	25.31	81.481	44.1818
5	1	25.35	100.000	36.0000
6	1	25.38	92.958	38.7273
7	2	25.40	68.750	52.3636
8	1	25.44	100.000	36.0000
9	2	25.44	78.571	45.8182
10	1	25.47	103.125	34.9091
11	1	25.49	104.762	34.3636
12	1	25.67	89.189	40.3636
13	1	25.79	77.647	46.3636
14	1	25.87	78.571	45.8182
15	1	25.91	86.842	41.4545
16	1	25.92	100.000	36.0000
17	1	25.93	98.507	36.5455
18	1	25.94	97.059	37.0909
19	1	25.95	82.500	43.6364
20	1	25.97	90.411	39.8182
21	6	25.98	72.527	49.6364
22	1	26.00	97.059	37.0909
23	2	26.02	68.041	52.9091
24	2	26.03	68.750	52.3636
25	1	26.05	98.507	36.5455
26	1	26.07	98.507	36.5455
27	1	26.20	101.538	35.4545
28	1	26.32	111.864	32.1818
29	1	26.39	101.538	35.4545
30	1	26.44	106.452	33.8182
31	1	26.57	111.864	32.1818
32	1	26.58	120.000	30.0000
33	1	26.59	100.000	36.0000
34	1	26.61	97.059	37.0909
35	1	26.63	83.544	43.0909
36	1	26.76	95.652	37.6364
37	1	26.77	104.762	34.3636
38	1	26.92	86.842	41.4545
39	1	26.98	90.411	39.8182
40	1	27.10	91.667	39.2727
41	1	27.16	97.059	37.0909
42	1	27.26	106.452	33.8182
43	1	27.30	84.615	42.5455
44	1	27.33	103.125	34.9091
45	2	27.43	86.842	41.4545
46	1	27.51	101.538	35.4545
47	1	27.56	98.507	36.5455
48	1	27.57	103.125	34.9091
49	1	27.60	88.000	40.9091

STRÆKNINGSHAST VEJ 3 MOD KASTRUP
ONS 20 5 81 KL. 1445 - 1525 KM 44.6 - 45.7

11:31 MONDAY, FEBRUARY 15, 1982 68

SORTERET LISTE - ALLE BILTYPER - I TIDSGRUPPER

TIDSGRUP=1

OBS	TYPE	STARTTID	HAST	TIDSF8
50	1	27.61	94.286	38.1818
51	1	27.64	108.197	33.2727
52	1	27.71	92.958	38.7273
53	1	27.89	97.059	37.0909
54	2	28.05	66.667	54.0000
55	1	28.10	85.714	42.0000
56	1	28.12	100.000	36.0000
57	1	28.15	86.842	41.4545
58	1	28.25	92.958	38.7273
59	1	28.46	104.762	34.3636
60	1	28.47	90.411	39.8182
61	1	28.49	117.857	30.5455
62	1	28.55	80.488	44.7273
63	1	28.61	79.518	45.2727
64	2	28.63	77.647	46.3636
65	1	28.64	75.862	47.4545
66	1	28.79	86.842	41.4545
67	1	28.80	100.000	36.0000
68	1	28.82	100.000	36.0000
69	1	28.85	101.538	35.4545
70	1	28.86	100.000	36.0000
71	1	28.86	91.667	39.2727
72	1	28.92	94.286	38.1818
73	1	29.01	94.286	38.1818
74	1	29.02	97.059	37.0909
75	1	29.10	91.667	39.2727
76	1	29.12	89.189	40.3636
77	1	29.14	88.000	40.9091
78	1	29.22	83.544	43.0909
79	1	29.25	97.059	37.0909
80	1	29.28	104.762	34.3636
81	1	29.31	94.286	38.1818
82	1	29.41	88.000	40.9091
83	1	29.42	92.958	38.7273
84	1	29.51	83.544	43.0909
85	1	29.53	97.059	37.0909
86	1	29.55	98.507	36.5455
87	1	29.98	89.189	40.3636
88	1	30.10	92.958	38.7273
89	1	30.23	71.739	50.1818
90	1	30.28	86.842	41.4545
91	3	30.53	95.652	37.6364
92	1	30.64	90.411	39.8182
93	3	30.65	104.762	34.3636
94	1	30.83	91.667	39.2727
95	1	30.85	98.507	36.5455
96	2	30.85	75.000	48.0000
97	1	31.04	88.000	40.9091
98	1	31.06	98.507	36.5455

STRÆKNINGSFAST VEJ 3 MOD KASTRUP
ONS 20 5 81 KL. 1445 - 1525 KM 44.6 - 45.7

11:31 MONDAY, FEBRUARY 15, 1982 69
38114504

SORTERET LISTE - ALLE BILTYPER - I TIDSGRUPPER

TIDSGRUP=1

OBS	TYPE	STARTTID	HAST	TIDSFB
99	2	31.06	75.000	48.0000
100	1	31.07	101.538	35.4545
101	1	31.11	88.000	40.9091
102	1	31.18	84.615	42.5455
103	2	31.26	66.667	54.0000
104	1	31.35	71.739	50.1818
105	1	31.53	79.518	45.2727
106	1	31.54	101.538	35.4545
107	1	31.60	94.286	38.1818
108	1	31.62	85.714	42.0000
109	1	31.69	97.059	37.0909

TIDSGRUP=2

OBS	TYPE	STARTTID	HAST	TIDSFB
110	1	32.19	111.864	32.1818
111	1	32.20	110.000	32.7273
112	3	32.23	98.507	36.5455
113	2	32.25	71.739	50.1818
114	1	32.33	90.411	39.8182
115	1	32.43	86.842	41.4545
116	1	32.44	103.125	34.9091
117	1	32.46	66.667	54.0000
118	1	32.58	83.544	43.0909
119	1	32.59	97.059	37.0909
120	2	32.60	72.527	49.6364
121	1	32.66	85.714	42.0000
122	1	32.78	94.286	38.1818
123	1	32.84	92.958	38.7273
124	1	32.96	103.125	34.9091
125	2	33.03	74.157	48.5455
126	1	33.21	86.842	41.4545
127	2	33.22	75.000	48.0000
128	1	33.25	88.000	40.9091
129	1	33.28	91.667	39.2727
130	1	33.30	91.667	39.2727
131	2	33.38	71.739	50.1818
132	2	33.40	68.750	52.3636
133	1	33.42	91.667	39.2727
134	1	33.58	82.500	43.6364
135	2	33.60	70.968	50.7273
136	1	33.67	98.507	36.5455
137	2	33.85	71.739	50.1818
138	1	33.89	97.059	37.0909
139	1	33.95	103.125	34.9091
140	1	33.95	101.538	35.4545
141	1	33.95	91.667	39.2727

STRÆKNINGSHAST VEJ 3 MOD KASTRUP
ONS 20 5 81 KL. 1445 - 1525 KM 44.6 - 45.711:31 MONDAY, FEBRUARY 15, 1982 70
38114504

SORTERET LISTE - ALLE BILTYPER - I TIDSGRUPPER

----- TIDSGRUP=2 -----

OBS.	TYPE	STARTTID	HAST	TIDSF8
142	1	33.97	101.538	35.4545
143	1	33.97	79.518	45.2727
144	1	33.99	94.286	38.1818
145	1	34.07	88.000	40.9091
146	1	34.08	101.538	35.4545
147	1	34.09	100.000	36.0000
148	1	34.15	104.762	34.3636
149	2	34.15	72.527	49.6364
150	1	34.16	103.125	34.9091
151	1	34.41	83.544	43.0909
152	1	34.45	88.000	40.9091
153	1	34.48	85.714	42.0000
154	1	34.52	67.347	53.4545
155	1	34.53	104.762	34.3636
156	1	34.55	67.347	53.4545
157	1	34.72	97.059	37.0909
158	2	34.74	94.286	38.1818
159	1	34.75	94.286	38.1818
160	3	34.94	103.125	34.9091
161	1	34.97	101.538	35.4545
162	2	35.09	72.527	49.6364
163	1	35.10	104.762	34.3636
164	1	35.16	86.842	41.4545
165	1	35.17	98.507	36.5455
166	1	35.25	81.481	44.1818
167	1	35.33	83.544	43.0909
168	2	35.33	74.157	48.5455
169	1	35.38	71.739	50.1818
170	1	35.41	72.527	49.6364
171	1	35.60	94.286	38.1818
172	1	35.84	104.762	34.3636
173	1	35.84	98.507	36.5455
174	1	35.87	97.059	37.0909
175	1	35.87	88.000	40.9091
176	1	35.92	103.125	34.9091
177	1	35.92	94.286	38.1818
178	2	36.02	72.527	49.6364
179	1	36.06	85.714	42.0000
180	2	36.06	70.213	51.2727
181	1	36.29	103.125	34.9091
182	1	36.31	92.958	38.7273
183	1	36.33	106.452	33.8182
184	1	36.58	94.286	38.1818
185	1	36.68	83.544	43.0909
186	2	36.74	67.347	53.4545
187	1	36.84	81.481	44.1818
188	1	37.07	100.000	36.0000
189	1	37.10	101.538	35.4545
190	2	37.11	73.333	49.0909

STRÆKNINGSHAST VEJ 3 MOD KASTRUP
ONS 20 5 81 KL. 1445 - 1525 KM 44.6 - 45.711:31 MONDAY, FEBRUARY 15, 1982 71
38114504

SORTERET LISTE - ALLE BILTYPER - I TIDSGRUPPER

----- TIDSGRUP=2 -----

OBS	TYPE	STARTTID	HAST	TIDSFB
191	2	37.14	81.481	44.1818
192	1	37.15	95.652	37.6364
193	1	37.21	91.667	39.2727
194	1	37.28	71.739	50.1818
195	1	37.34	97.059	37.0909
196	1	37.36	104.762	34.3636
197	1	37.36	101.538	35.4545
198	1	37.46	103.125	34.9091
199	1	37.52	101.538	35.4545
200	1	37.58	83.544	43.0909
201	1	37.61	92.958	38.7273
202	1	37.70	85.714	42.0000
203	2	37.72	66.000	54.5455
204	2	37.77	66.667	54.0000
205	1	37.81	88.000	40.9091
206	1	37.85	97.059	37.0909
207	1	37.88	91.667	39.2727
208	4	37.92	71.739	50.1818

----- TIDSGRUP=3 -----

OBS	TYPE	STARTTID	HAST	TIDSFB
209	1	38.15	97.059	37.0909
210	1	38.15	90.411	39.8182
211	1	38.26	79.518	45.2727
212	2	38.39	75.862	47.4545
213	1	38.41	75.862	47.4545
214	1	38.46	78.571	45.8182
215	1	38.48	94.286	38.1818
216	1	38.49	94.286	38.1818
217	1	38.50	75.862	47.4545
218	1	38.60	110.000	32.7273
219	1	38.63	98.507	36.5455
220	1	38.65	104.762	34.3636
221	2	38.67	80.488	44.7273
222	2	38.69	91.667	39.2727
223	1	38.73	85.714	42.0000
224	1	38.77	84.615	42.5455
225	1	38.78	81.481	44.1818
226	1	38.83	97.059	37.0909
227	1	38.88	101.538	35.4545
228	1	38.92	92.958	38.7273
229	1	39.03	98.507	36.5455
230	1	39.22	104.762	34.3636
231	1	39.26	95.652	37.6364
232	1	39.30	77.647	46.3636
233	1	39.39	97.059	37.0909

STRÆKNINGSHAST VEJ 3 MOD KASTRUP
ONS 20 5 81 KL. 1445 - 1525 KM 44.6 - 45.7

11:31 MONDAY, FEBRUARY 15, 1982 72
38114504

SORTERET LISTE - ALLE BILTYPER - I TIDSGRUPPER

----- TIDSGRUP=3 -----

OBS	TYPE	STARTTID	HAST	TIDSF8
234	1	39.42	104.762	34.3636
235	1	39.42	92.958	38.7273
236	3	39.43	110.000	32.7273
237	1	39.46	110.000	32.7273
238	1	39.50	97.059	37.0909
239	1	39.55	86.842	41.4545
240	1	39.56	92.958	38.7273
241	1	39.59	88.000	40.9091
242	1	39.66	84.615	42.5455
243	1	39.83	95.652	37.6364
244	1	39.88	90.411	39.8182
245	1	39.91	91.667	39.2727
246	1	39.93	70.213	51.2727
247	1	40.07	92.958	38.7273
248	1	40.17	83.544	43.0909
249	1	40.21	89.189	40.3636
250	1	40.24	86.842	41.4545
251	1	40.25	90.411	39.8182
252	1	40.26	88.000	40.9091
253	1	40.30	90.411	39.8182
254	2	40.36	75.000	48.0000
255	1	40.50	104.762	34.3636
256	2	40.55	62.264	57.8182
257	1	40.56	98.507	36.5455
258	1	40.60	106.452	33.8182
259	1	40.61	83.544	43.0909
260	2	40.64	73.333	49.0909
261	1	40.73	98.507	36.5455
262	2	40.86	68.750	52.3636
263	2	40.91	70.968	50.7273
264	1	40.96	73.333	49.0909
265	1	41.04	101.538	35.4545
266	2	41.10	66.000	54.5455
267	2	41.12	66.000	54.5455
268	4	41.26	76.744	46.9091
269	1	41.31	103.125	34.9091
270	2	41.33	74.157	48.5455
271	3	41.53	106.452	33.8182
272	1	41.62	91.667	39.2727
273	1	41.63	97.059	37.0909
274	1	41.64	72.527	49.6364
275	1	41.70	91.667	39.2727
276	1	41.75	101.538	35.4545
277	1	41.86	103.125	34.9091
278	1	41.90	95.652	37.6364
279	1	41.90	95.652	37.6364
280	1	41.90	92.958	38.7273
281	1	41.90	91.667	39.2727
282	1	42.00	91.667	39.2727

STRÆKNINGSHAST VEJ 3 MOD KASTRUP
ONS 20 5 81 KL. 1445 - 1525 KM 44.6 - 45.711:31 MONDAY, FEBRUARY 15, 1982 73
38114504

SORTERET LISTE - ALLE BILTYPER - I TIDSGRUPPER

TIDSGRUP=3

OBS	TYPE	STARTTID	HAST	TIDSFB
283	1	42.02	100.000	36.0000
284	3	42.05	97.059	37.0909
285	1	42.31	84.615	42.5455
286	1	42.36	106.452	33.8182
287	1	42.38	73.333	49.0909
288	1	42.40	94.286	38.1818
289	1	42.42	97.059	37.0909
290	1	42.50	100.000	36.0000
291	2	42.51	79.518	45.2727
292	1	42.54	100.000	36.0000
293	1	42.63	92.958	38.7273
294	1	42.63	89.189	40.3636
295	1	42.86	88.000	40.9091
296	1	42.90	95.652	37.6364
297	1	42.95	95.652	37.6364
298	1	43.15	90.411	39.8182
299	1	43.19	92.958	38.7273
300	1	43.23	91.667	39.2727
301	2	43.25	68.041	52.9091
302	2	43.28	91.667	39.2727
303	2	43.37	67.347	53.4545
304	2	43.60	77.647	46.3636
305	1	43.65	104.762	34.3636
306	2	43.76	70.213	51.2727
307	1	43.90	108.197	33.2727
308	1	43.90	94.286	38.1818
309	2	43.93	77.647	46.3636
310	1	43.93	72.527	49.6364
311	1	43.94	72.527	49.6364
312	1	43.98	74.157	48.5455

TIDSGRUP=4

OBS	TYPE	STARTTID	HAST	TIDSFB
313	1	44.01	94.286	38.1818
314	2	44.04	70.968	50.7273
315	1	44.05	98.507	36.5455
316	2	44.08	83.544	43.0909
317	1	44.10	89.189	40.3636
318	1	44.11	89.189	40.3636
319	1	44.24	74.157	48.5455
320	1	44.30	85.714	42.0000
321	1	44.32	97.059	37.0909
322	2	44.33	79.518	45.2727
323	2	44.39	69.474	51.8182
324	1	44.41	73.333	49.0909
325	1	44.45	98.507	36.5455

STRÆKNINGSHAST VEJ 3 MOD KASTRUP
ONS 1 4 81 KL. 1400 - 1453 KM 44.6 - 45.7

38114501

11:31 MONDAY, FEBRUARY 15, 1982

2

SORTERET LISTE - ALLE BILTYPER - I TIDSGRUPPER

----- TIDSGRUP=1 -----

OBS	TYPE	STARTTID	HAST	TIDSF8
50	1	27.96	68.750	52.3636
51	5	27.98	69.474	51.8182
52	2	28.09	70.213	51.2727
53	1	28.21	83.544	43.0909
54	1	28.22	92.958	38.7273
55	1	28.30	84.615	42.5455
56	1	28.33	79.518	45.2727
57	2	28.36	78.571	45.8182
58	4	28.40	77.647	46.3636
59	1	28.50	84.615	42.5455
60	1	28.62	108.197	33.2727
61	1	28.63	84.615	42.5455
62	1	28.71	98.507	36.5455
63	1	28.72	97.059	37.0909
64	1	28.77	86.842	41.4545
65	1	29.07	97.059	37.0909
66	1	29.17	104.762	34.3636
67	1	29.24	91.667	39.2727
68	1	29.27	76.744	46.9091
69	1	29.28	97.059	37.0909
70	1	29.37	85.714	42.0000
71	1	29.50	85.714	42.0000
72	1	29.55	86.842	41.4545
73	1	29.57	83.544	43.0909
74	4	29.58	66.000	54.5455
75	1	29.66	95.652	37.6364
76	4	29.78	78.571	45.8182
77	1	29.79	101.538	35.4545
78	1	29.90	89.189	40.3636
79	2	29.92	74.157	48.5455
80	1	30.03	137.500	26.1818
81	2	30.04	82.500	43.6364
82	1	30.09	100.000	36.0000
83	1	30.46	97.059	37.0909
84	1	30.67	100.000	36.0000
85	1	30.75	101.538	35.4545
86	1	30.77	85.714	42.0000
87	1	30.84	95.652	37.6364
88	1	31.01	100.000	36.0000
89	1	31.03	101.538	35.4545
90	1	31.04	100.000	36.0000
91	2	31.08	82.500	43.6364
92	1	31.11	97.059	37.0909
93	1	31.14	92.958	38.7273
94	1	31.17	106.452	33.8182
95	1	31.24	76.744	46.9091
96	1	31.39	106.452	33.8182
97	2	31.45	72.527	49.6364
98	1	31.46	100.000	36.0000

STRÆKNINGSHAST VEJ 3 MOD KASTRUP
ONS 20 5 81 KL. 1445 - 1525 KM 44.6 - 45.7

11:31 MONDAY, FEBRUARY 15, 1982 74
38114504

SORTERET LISTE - ALLE BILTYPER - I TIDSGRUPPER

----- TIDSGRUP=4 -----

OBS	TYPE	STARTTID	HAST	TIDSFB
326	2	44.53	69.474	51.8182
327	1	44.74	97.059	37.0909
328	1	44.81	84.615	42.5455
329	1	44.83	101.538	35.4545
330	2	44.91	81.481	44.1818
331	3	44.93	80.488	44.7273
332	1	44.94	104.762	34.3636
333	1	45.01	94.286	38.1818
334	1	45.06	90.411	39.8182
335	1	45.12	83.544	43.0909
336	1	45.28	98.507	36.5455
337	1	45.28	95.652	37.6364
338	1	45.36	95.652	37.6364
339	1	45.53	92.958	38.7273
340	1	45.57	90.411	39.8182
341	1	45.58	95.652	37.6364
342	1	45.60	115.789	31.0909
343	1	45.63	89.189	40.3636
344	1	45.75	82.500	43.6364
345	1	45.83	94.286	38.1818
346	1	45.85	81.481	44.1818
347	1	45.86	85.714	42.0000
348	1	45.90	95.652	37.6364
349	1	45.90	74.157	48.5455
350	1	45.97	92.958	38.7273
351	1	45.99	76.744	46.9091
352	1	46.00	98.507	36.5455
353	1	46.02	82.500	43.6364
354	1	46.04	86.842	41.4545
355	1	46.10	85.714	42.0000
356	1	46.12	84.615	42.5455
357	2	46.24	66.667	54.0000
358	1	46.75	97.059	37.0909
359	1	46.80	92.958	38.7273
360	1	46.81	106.452	33.8182
361	1	46.86	104.762	34.3636
362	1	47.02	88.000	40.9091
363	1	47.39	103.125	34.9091
364	1	47.41	75.862	47.4545
365	1	47.45	77.647	46.3636
366	1	47.52	97.059	37.0909
367	1	47.54	94.286	38.1818
368	1	47.57	95.652	37.6364
369	2	47.60	81.481	44.1818
370	1	47.68	84.615	42.5455
371	1	47.70	101.538	35.4545
372	1	47.75	89.189	40.3636
373	1	47.80	104.762	34.3636
374	2	47.80	69.474	51.8182

STRÆKNINGSHAST VEJ 3 MOD KASTRUP
ONS 20 5 81 KL. 1445 - 1525 KM 44.6 - 45.7

11:31 MONDAY, FEBRUARY 15, 1982 75
38114504

SORTERET LISTE - ALLE BILTYPER - I TIDSGRUPPER

----- TIDSGRUP=4 -----

OBS	TYPE	STARTTID	HAST	TIDSFB
375	1	47.81	75.862	47.4545
376	1	47.82	84.615	42.5455
377	1	47.95	91.667	39.2727
378	1	47.99	86.842	41.4545
379	1	48.10	92.958	38.7273
380	2	48.11	70.213	51.2727
381	1	48.15	83.544	43.0909
382	1	48.31	111.864	32.1818
383	1	48.32	110.000	32.7273
384	1	48.32	79.518	45.2727
385	1	48.37	95.652	37.6364
386	1	48.40	94.286	38.1818
387	1	48.53	70.213	51.2727
388	2	48.56	70.968	50.7273
389	1	48.59	94.286	38.1818
390	1	48.69	100.000	36.0000
391	1	48.73	97.059	37.0909
392	2	48.83	81.481	44.1818
393	1	48.87	100.000	36.0000
394	1	48.90	78.571	45.8182
395	1	48.92	94.286	38.1818
396	1	48.94	92.958	38.7273
397	1	49.00	90.411	39.8182
398	1	49.06	101.538	35.4545
399	1	49.10	86.842	41.4545
400	1	49.11	103.125	34.9091
401	1	49.13	104.762	34.3636
402	2	49.13	68.041	52.9091
403	1	49.14	98.507	36.5455
404	2	49.15	65.347	55.0909
405	1	49.17	77.647	46.3636
406	1	49.18	91.667	39.2727
407	1	49.19	86.842	41.4545
408	1	49.24	82.500	43.6364
409	1	49.28	88.000	40.9091
410	1	49.31	77.647	46.3636
411	1	49.32	90.411	39.8182
412	2	49.43	80.488	44.7273
413	1	49.45	69.474	51.8182
414	2	49.46	78.571	45.8182
415	1	49.47	92.958	38.7273
416	2	49.54	75.000	48.0000
417	2	49.56	62.264	57.8182
418	1	49.59	70.968	50.7273
419	1	49.60	94.286	38.1818
420	1	49.62	94.286	38.1818
421	1	49.71	86.842	41.4545
422	1	49.72	70.213	51.2727

STRÆKNINGSHAST VEJ 3 MOD KASTRUP
ONS 20 5 81 KL. 1445 - 1525 KM 44.6 - 45.7

38114504

11:31 MONDAY, FEBRUARY 15, 1982 76

SORTERET LISTE - ALLE BILTYPER - I TIDSGRUPPER

TIDSGRUP=5

OBS	TYPE	STARTTID	HAST	TIDSFB
423	1	50.12	74.157	48.5455
424	1	50.22	98.507	36.5455
425	1	50.25	97.059	37.0909
426	1	50.27	90.411	39.8182
427	1	50.28	98.507	36.5455
428	2	50.29	68.041	52.9091
429	1	50.30	100.000	36.0000
430	1	50.31	98.507	36.5455
431	1	50.38	88.000	40.9091
432	1	50.40	94.286	38.1818
433	1	50.41	82.500	43.6364
434	1	50.45	80.488	44.7273
435	1	50.47	98.507	36.5455
436	1	50.48	104.762	34.3636
437	1	50.48	90.411	39.8182
438	1	50.51	103.125	34.9091
439	1	50.56	89.189	40.3636
440	1	50.66	83.544	43.0909
441	1	50.68	83.544	43.0909
442	1	50.73	97.059	37.0909
443	1	50.74	97.059	37.0909
444	3	50.84	103.125	34.9091
445	1	50.88	92.958	38.7273
446	2	50.88	71.739	50.1818
447	1	51.02	97.059	37.0909
448	1	51.03	91.667	39.2727
449	1	51.16	86.842	41.4545
450	1	51.26	103.125	34.9091
451	1	51.27	108.197	33.2727
452	1	51.28	90.411	39.8182
453	1	51.29	101.538	35.4545
454	2	51.35	75.000	48.0000
455	1	51.36	97.059	37.0909
456	1	51.54	78.571	45.8182
457	1	51.65	108.197	33.2727
458	1	51.85	94.286	38.1818
459	1	51.85	85.714	42.0000
460	1	51.88	92.958	38.7273
461	1	51.89	104.762	34.3636
462	2	51.92	70.213	51.2727
463	1	51.98	98.507	36.5455
464	1	52.08	95.652	37.6364
465	1	52.18	89.189	40.3636
466	2	52.27	78.571	45.8182
467	1	52.32	81.481	44.1818
468	1	52.42	94.286	38.1818
469	1	52.51	78.571	45.8182
470	1	52.52	76.744	46.9091
471	1	52.54	89.189	40.3636

STRÆKNINGSHAST VEJ 3 MOD KASTRUP
ONS 20 5 81 KL. 1445 - 1525 KM 44.6 - 45.711:31 MONDAY, FEBRUARY 15, 1982 77
38114504

SORTERET LISTE - ALLE BILTYPER - I TIDSGRUPPER

----- TIDSGRUP=5 -----

OBS	TYPE	STARTTID	HAST	TIDSFB
472	1	52.59	83.544	43.0909
473	1	52.63	92.958	38.7273
474	1	52.67	94.286	38.1818
475	1	52.93	83.544	43.0909
476	1	52.98	78.571	45.8182
477	1	53.01	98.507	36.5455
478	1	53.05	98.507	36.5455
479	1	53.10	88.000	40.9091
480	1	53.20	100.000	36.0000
481	1	53.21	97.059	37.0909
482	1	53.21	88.000	40.9091
483	1	53.24	94.286	38.1818
484	1	53.29	76.744	46.9091
485	1	53.31	100.000	36.0000
486	1	53.35	77.647	46.3636
487	2	53.40	81.481	44.1818
488	1	53.41	103.125	34.9091
489	1	53.42	100.000	36.0000
490	2	53.44	90.411	39.8182
491	1	53.45	106.452	33.8182
492	2	53.48	71.739	50.1818
493	1	53.50	90.411	39.8182
494	2	53.51	72.527	49.6364
495	2	53.53	79.518	45.2727
496	1	53.60	88.000	40.9091
497	2	53.60	76.744	46.9091
498	1	53.71	100.000	36.0000
499	1	53.71	84.615	42.5455
500	1	53.73	101.538	35.4545
501	1	53.75	101.538	35.4545
502	1	53.77	94.286	38.1818
503	1	53.80	90.411	39.8182
504	1	53.90	91.667	39.2727
505	1	53.94	92.958	38.7273
506	1	54.12	97.059	37.0909
507	1	54.12	83.544	43.0909
508	1	54.15	84.615	42.5455
509	1	54.17	70.968	50.7273
510	1	54.19	88.000	40.9091
511	2	54.20	70.213	51.2727
512	1	54.44	95.652	37.6364
513	2	54.64	79.518	45.2727
514	1	54.65	95.652	37.6364
515	1	54.71	50.000	72.0000
516	1	54.78	75.000	48.0000
517	1	54.79	92.958	38.7273
518	1	54.80	92.958	38.7273
519	2	54.80	69.474	51.8182
520	1	54.81	91.667	39.2727

STRÆKNINGSHAST VEJ 3 MOD KASTRUP
ONS 20 5 81 KL. 1445 - 1525 KM 44.6 - 45.7

11:31 MONDAY, FEBRUARY 15, 1982 78
38114504

SORTERET LISTE - ALLE BILTYPER - I TIDSGRUPPER

TIDSGRUP=5

OBS	TYPE	STARTTID	HAST	TIDSFB
521	1	54.82	86.842	41.4545
522	1	54.84	92.958	38.7273
523	2	54.85	67.347	53.4545
524	1	55.05	108.197	33.2727
525	1	55.07	108.197	33.2727
526	1	55.12	85.714	42.0000
527	6	55.15	94.286	38.1818
528	1	55.20	78.571	45.8182
529	1	55.22	77.647	46.3636
530	1	55.23	92.958	38.7273
531	1	55.26	89.189	40.3636
532	1	55.33	73.333	49.0909
533	1	55.36	85.714	42.0000
534	1	55.37	94.286	38.1818
535	1	55.39	76.744	46.9091
536	1	55.63	90.411	39.8182
537	1	55.71	81.481	44.1818
538	1	55.73	79.518	45.2727
539	2	55.78	77.647	46.3636
540	1	55.80	92.958	38.7273
541	1	55.89	97.059	37.0909
542	1	55.91	94.286	38.1818
543	1	55.93	100.000	36.0000

TIDSGRUP=6

OBS	TYPE	STARTTID	HAST	TIDSFB
544	1	56.03	91.667	39.2727
545	1	56.03	85.714	42.0000
546	1	56.08	91.667	39.2727
547	1	56.09	91.667	39.2727
548	2	56.10	74.157	48.5455
549	1	56.11	90.411	39.8182
550	1	56.12	94.286	38.1818
551	1	56.14	95.652	37.6364
552	1	56.15	92.958	38.7273
553	2	56.21	70.968	50.7273
554	1	56.27	74.157	48.5455
555	1	56.30	100.000	36.0000
556	1	56.33	75.862	47.4545
557	1	56.38	108.197	33.2727
558	1	56.42	103.125	34.9091
559	1	56.42	89.189	40.3636
560	1	56.45	85.714	42.0000
561	1	56.52	100.000	36.0000
562	2	56.57	75.000	48.0000
563	1	56.69	91.667	39.2727

STRÆKNINGSHAST VEJ 3 MOD KASTRUP
ONS 20 5 81 KL. 1445 - 1525 KM 44.6 - 45.7

11:31 MONDAY, FEBRUARY 15, 1982 79
. 38114504

SORTERET LISTE - ALLE BILTYPER - I TIDSGRUPPER

----- TIDSGRUP=6 -----

OBS	TYPE	STARTTID	HAST	TIDSFB
564	1	56.76	90.411	39.8182
565	1	56.78	101.538	35.4545
566	1	56.79	100.000	36.0000
567	1	56.79	91.667	39.2727
568	1	56.86	103.125	34.9091
569	1	56.97	92.958	38.7273
570	1	57.01	86.842	41.4545
571	1	57.11	97.059	37.0909
572	1	57.11	95.652	37.6364
573	1	57.13	101.538	35.4545
574	1	57.24	103.125	34.9091
575	1	57.25	104.762	34.3636
576	1	57.47	103.125	34.9091
577	1	57.54	90.411	39.8182
578	1	57.55	97.059	37.0909
579	1	57.59	90.411	39.8182
580	4	57.63	91.667	39.2727
581	1	57.72	103.125	34.9091
582	1	57.74	157.143	22.9091
583	2	57.80	75.862	47.4545
584	1	57.83	95.652	37.6364
585	2	57.85	75.862	47.4545
586	3	58.03	100.000	36.0000
587	1	58.30	82.500	43.6364
588	1	58.35	100.000	36.0000
589	1	58.44	101.538	35.4545
590	1	58.46	106.452	33.8182
591	1	58.67	83.544	43.0909
592	1	58.76	79.518	45.2727
593	1	58.80	94.286	38.1818
594	1	58.88	100.000	36.0000
595	1	58.94	100.000	36.0000
596	1	58.94	86.842	41.4545
597	1	58.97	108.197	33.2727
598	1	59.06	79.518	45.2727
599	3	59.12	122.222	29.4545
600	1	59.15	113.793	31.6364
601	1	59.17	101.538	35.4545
602	1	59.18	75.862	47.4545
603	1	59.21	98.507	36.5455
604	1	59.30	84.615	42.5455
605	2	59.36	66.667	54.0000
606	1	59.40	103.125	34.9091
607	1	59.42	97.059	37.0909
608	2	59.48	73.333	49.0909
609	1	59.50	90.411	39.8182
610	1	59.61	98.507	36.5455
611	1	59.64	92.958	38.7273
612	1	59.68	101.538	35.4545

STRÆKNINGSHAST VEJ 3 MOD KASTRUP
ONS 20 5 81 KL. 1445 - 1525 KM 44.6 - 45.711:31 MONDAY, FEBRUARY 15, 1982 80
38114504

SORTERET LISTE - ALLE BILTYPER - I TIDSGRUPPER

----- TIDSGRUP=6 -----

OBS	TYPE	STARTTID	HAST	TIDSFB
613	2	59.68	77.647	46.3636
614	1	59.70	91.667	39.2727
615	4	59.92	72.527	49.6364
616	1	60.06	100.000	36.0000
617	1	60.12	77.647	46.3636
618	1	60.25	84.615	42.5455
619	1	60.26	97.059	37.0909
620	6	60.30	73.333	49.0909
621	1	60.34	74.157	48.5455
622	1	60.40	97.059	37.0909
623	1	60.41	104.762	34.3636
624	1	60.41	92.958	38.7273
625	1	60.45	81.481	44.1818
626	2	60.48	86.842	41.4545
627	1	60.49	98.507	36.5455
628	1	60.55	101.538	35.4545
629	1	60.58	95.652	37.6364
630	1	60.76	100.000	36.0000
631	1	60.78	89.189	40.3636
632	1	60.81	89.189	40.3636
633	1	60.84	95.652	37.6364
634	1	60.86	94.286	38.1818
635	1	60.88	100.000	36.0000
636	1	60.92	97.059	37.0909
637	1	60.94	104.762	34.3636
638	1	61.00	117.857	30.5455
639	2	61.07	70.968	50.7273
640	1	61.10	70.213	51.2727
641	1	61.12	70.213	51.2727
642	2	61.15	70.213	51.2727
643	1	61.20	94.286	38.1818
644	2	61.22	74.157	48.5455
645	1	61.23	94.286	38.1818
646	1	61.25	98.507	36.5455
647	1	61.27	98.507	36.5455
648	1	61.28	89.189	40.3636
649	1	61.34	76.744	46.9091
650	1	61.35	95.652	37.6364
651	1	61.47	98.507	36.5455
652	2	61.51	78.571	45.8182
653	1	61.54	98.507	36.5455
654	1	61.55	94.286	38.1818
655	1	61.58	91.667	39.2727
656	6	61.62	74.157	48.5455
657	1	61.66	74.157	48.5455
658	1	61.69	77.647	46.3636
659	1	61.75	80.488	44.7273
660	1	61.84	110.000	32.7273
661	1	61.84	83.544	43.0909

STRÆKNINGSHAST VEJ 3 MOD KASTRUP
ONS 20 5 81 KL. 1445 - 1525 KM 44.6 - 45.7

11:31 MONDAY, FEBRUARY 15, 1982 81
38114504

SORTERET LISTE - ALLE BILTYPER - I TIDSGRUPPER

TIDSGRUP=6

OBS	TYPE	STARTTID	HAST	TIDSFB
662	1	61.85	108.197	33.2727
663	1	61.85	94.286	38.1818
664	1	61.88	97.059	37.0909
665	1	61.90	98.507	36.5455
666	1	61.92	98.507	36.5455
667	1	61.97	89.189	40.3636
668	1	61.99	86.842	41.4545

TIDSGRUP=7

OBS	TYPE	STARTTID	HAST	TIDSFB
669	1	62.04	94.286	38.1818
670	1	62.27	97.059	37.0909
671	3	62.40	126.923	28.3636
672	1	62.44	100.000	36.0000
673	1	62.44	86.842	41.4545
674	1	62.48	100.000	36.0000
675	1	62.50	82.500	43.6364
676	1	62.51	97.059	37.0909
677	1	62.60	101.538	35.4545
678	1	62.67	106.452	33.8182
679	1	62.67	98.507	36.5455
680	1	62.70	91.667	39.2727
681	1	62.74	78.571	45.8182
682	1	62.77	98.507	36.5455
683	1	62.90	94.286	38.1818
684	1	62.93	88.000	40.9091
685	1	63.01	97.059	37.0909
686	1	63.01	94.286	38.1818
687	1	63.14	73.333	49.0909
688	1	63.23	86.842	41.4545
689	1	63.24	98.507	36.5455
690	1	63.28	110.000	32.7273
691	1	63.30	108.197	33.2727
692	1	63.34	100.000	36.0000
693	1	63.35	86.842	41.4545
694	6	63.44	77.647	46.3636
695	6	63.50	77.647	46.3636
696	1	63.54	76.744	46.9091
697	1	63.55	76.744	46.9091
698	1	63.57	98.507	36.5455
699	1	63.57	76.744	46.9091
700	1	63.64	106.452	33.8182
701	1	63.65	106.452	33.8182
702	1	63.67	100.000	36.0000
703	1	63.68	77.647	46.3636
704	1	63.69	98.507	36.5455

STRÆKNINGSHAST VEJ 3 MOD KASTRUP
ONS 20 5 81 KL. 1445 - 1525 KM 44.6 - 45.711:31 MONDAY, FEBRUARY 15, 1982 82
. 38114504

SORTERET LISTE - ALLE BILTYPER - I TIDSGRUPPER

----- TIDSGRUP=7 -----

OBS	TYPE	STARTTID	HAST	TIDSFB
705	1	63.70	97.059	37.0909
706	1	63.72	79.518	45.2727
707	1	63.73	79.518	45.2727
708	1	63.75	92.958	38.7273
709	1	63.82	86.842	41.4545
710	1	63.85	101.538	35.4545
711	1	63.92	88.000	40.9091
712	1	63.93	92.958	38.7273
713	1	63.95	89.189	40.3636
714	1	63.99	88.000	40.9091
715	1	64.03	86.842	41.4545
716	1	64.05	94.286	38.1818
717	2	64.09	80.488	44.7273
718	1	64.10	108.197	33.2727
719	1	64.13	97.059	37.0909
720	1	64.27	85.714	42.0000
721	1	64.30	98.507	36.5455
722	2	64.30	83.544	43.0909
723	1	64.33	108.197	33.2727
724	1	64.34	106.452	33.8182

STRÆKNINGSFAST VEJ 40 MOD MIDDELFART 11:31 MONDAY, FEBRUARY 15, 1982 100
 TIR 28 4 81 KL. 1115 - 1215 KM 177.3 - 178.3 408127701

GENNEMSNITSMAL FOR BILER FORDELT EFTER TYPE
 TYPE=1

VARIABLE	N	MEAN	STANDARD DEVIATION	MINIMUM VALUE	MAXIMUM VALUE	STD ERROR OF MEAN	SUM	VARIANCE	C.V.
HAST	210	100.67488365	10.15757338	70.58823529	130.43478261	0.70093916	21141.725567	103.17629697	10.089
TIDSFB	210	36.14000000	3.84603443	27.60000000	51.00000000	0.26540159	7589.400000	14.79198086	10.642

TYPE=2

HAST	91	78.58968432	6.86196668	63.15789474	93.75000000	0.71932956	7151.6612736	47.08658677	8.731
TIDSFB	91	46.15384615	4.03110979	38.40000000	57.00000000	0.42257513	4200.000000	16.24984615	8.734

TYPE=5

HAST	3	104.15415184	14.08020415	89.55223881	117.64705882	8.12920965	312.46245552	198.25214877	13.519
TIDSFB	3	35.00000000	4.84974226	30.60000000	40.20000000	2.80000000	105.00000000	23.52000000	13.856

TYPE=6

HAST	1	88.23529412	.	88.23529412	88.23529412	.	88.23529412	.	.
TIDSFB	1	40.80000000	.	40.80000000	40.80000000	.	40.80000000	.	.

STRÆKNINGSHAST VEJ 3 MOD KASTRUP
ONS 1 4 81 KL. 1400 - 1453 KM 44.6 - 45.7

38114501

11:31 MONDAY, FEBRUARY 15, 1982

3

SORTERET LISTE - ALLE BILTYPER - I TIDSGRUPPER

----- TIDSGRUP=1 -----

OBS	TYPE	STARTTID	HAST	TIDSFB
99	1	31.47	100.000	36.0000
100	1	31.49	113.793	31.6364
101	1	31.51	75.000	48.0000
102	6	31.68	75.862	47.4545
103	1	31.72	95.652	37.6364
104	1	31.83	84.615	42.5455
105	1	31.91	83.544	43.0909
106	2	31.92	81.481	44.1818
107	1	31.94	94.286	38.1818

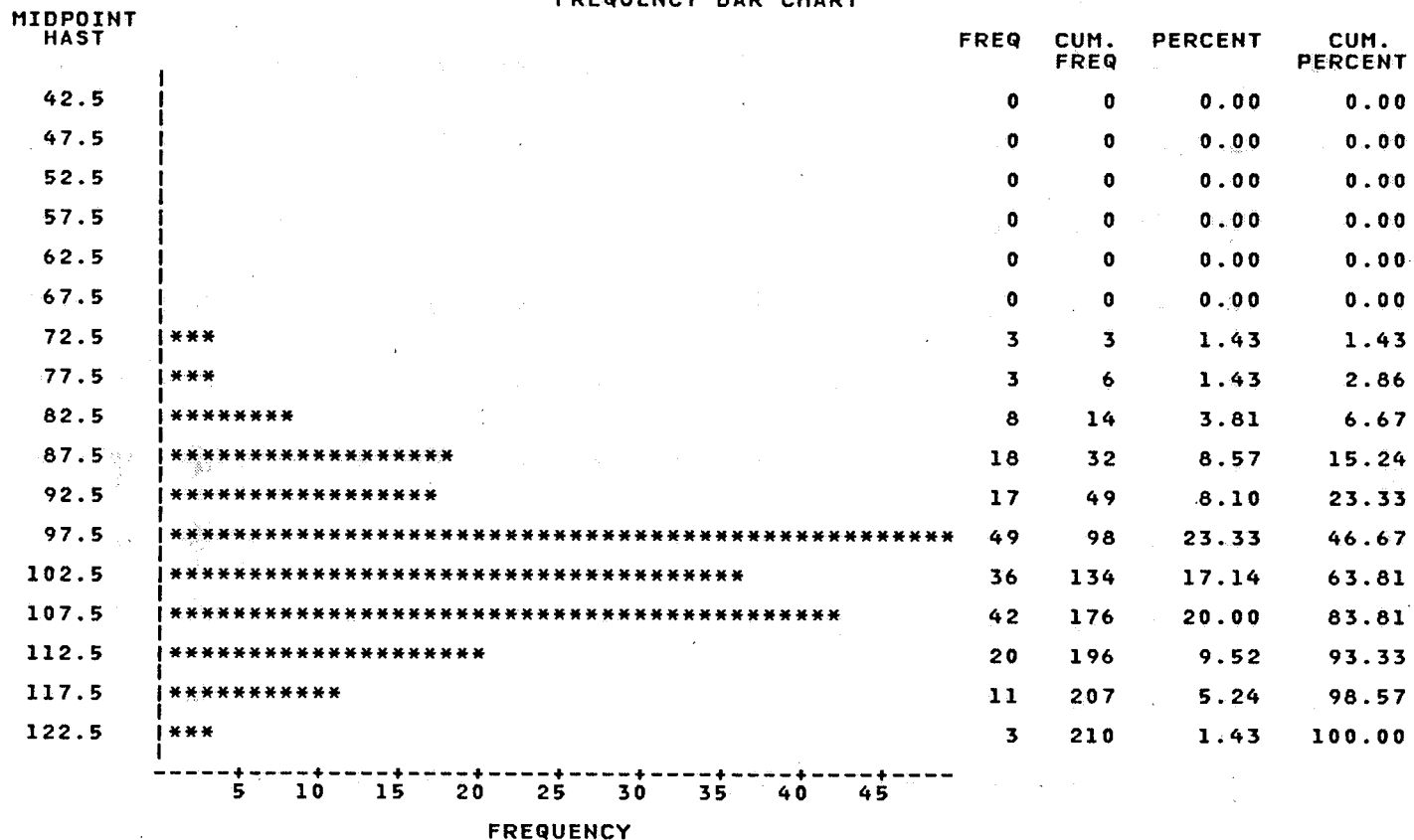
----- TIDSGRUP=2 -----

OBS	TYPE	STARTTID	HAST	TIDSFB
108	1	32.00	101.538	35.4545
109	1	32.00	95.652	37.6364
110	2	32.00	84.615	42.5455
111	1	32.07	97.059	37.0909
112	1	32.08	91.667	39.2727
113	1	32.10	91.667	39.2727
114	1	32.26	91.667	39.2727
115	2	32.35	69.474	51.8182
116	2	32.37	73.333	49.0909
117	1	32.40	97.059	37.0909
118	1	32.40	75.000	48.0000
119	1	32.44	73.333	49.0909
120	1	32.45	100.000	36.0000
121	6	32.56	85.714	42.0000
122	2	32.56	75.862	47.4545
123	1	32.71	95.652	37.6364
124	1	32.73	94.286	38.1818
125	2	32.79	72.527	49.6364
126	1	32.80	85.714	42.0000
127	1	32.88	90.411	39.8182
128	1	32.92	76.744	46.9091
129	1	32.95	89.189	40.3636
130	1	32.97	90.411	39.8182
131	1	32.98	89.189	40.3636
132	1	33.08	97.059	37.0909
133	1	33.22	78.571	45.8182
134	1	33.25	75.862	47.4545
135	1	33.26	95.652	37.6364
136	1	33.31	88.000	40.9091
137	1	33.34	84.615	42.5455
138	1	33.34	82.500	43.6364
139	1	33.48	92.958	38.7273
140	1	33.53	103.125	34.9091
141	1	33.57	98.507	36.5455

STRÆKNINGSHAST VEJ 40 MOD MIDDELFART 11:31 MONDAY, FEBRUARY 15, 1982 101
TIR 28 4 81 KL. 1115 - 1215 KM 177.3 - 178.3 . 408127701

HASTIGHEDSFORDELING FOR PERSONBILER

FREQUENCY BAR CHART

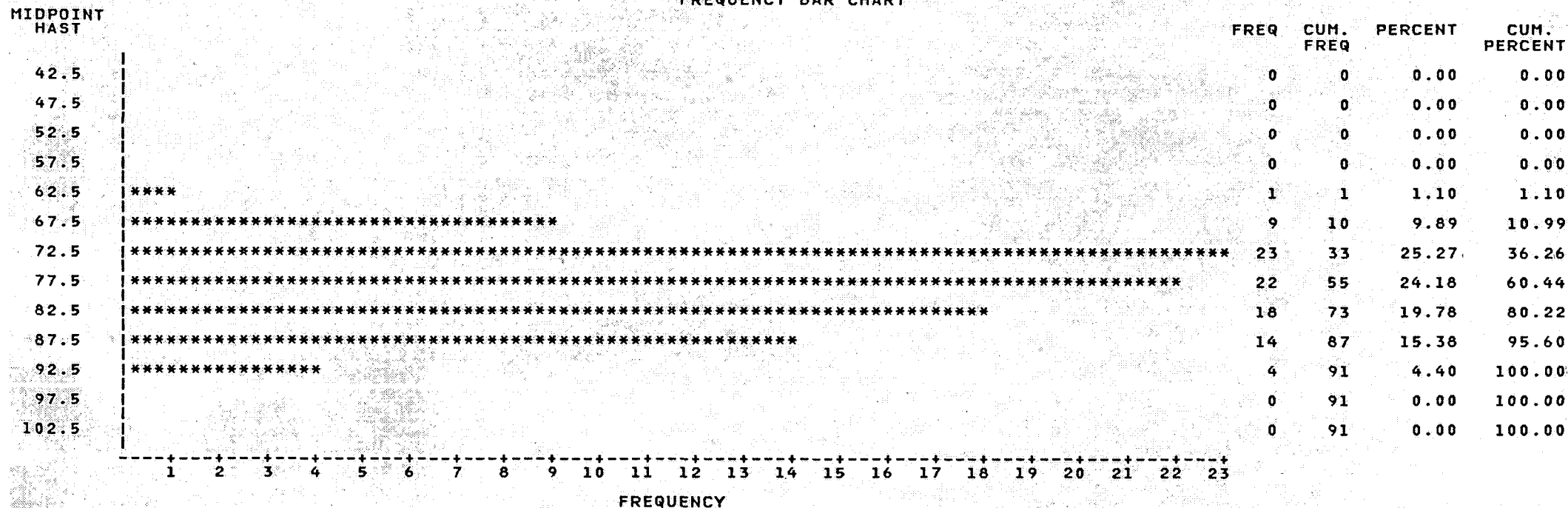


STRÆKNINGSHAST VEJ 40 MOD MIDDELFART
TIR 28 4 81 KL. 1115 - 1215 KM 177.3 - 178.3

11:31 MONDAY, FEBRUARY 15, 1982 102
408127701

HASTIGHEDSFORDELING FOR LASTBILER

FREQUENCY BAR CHART

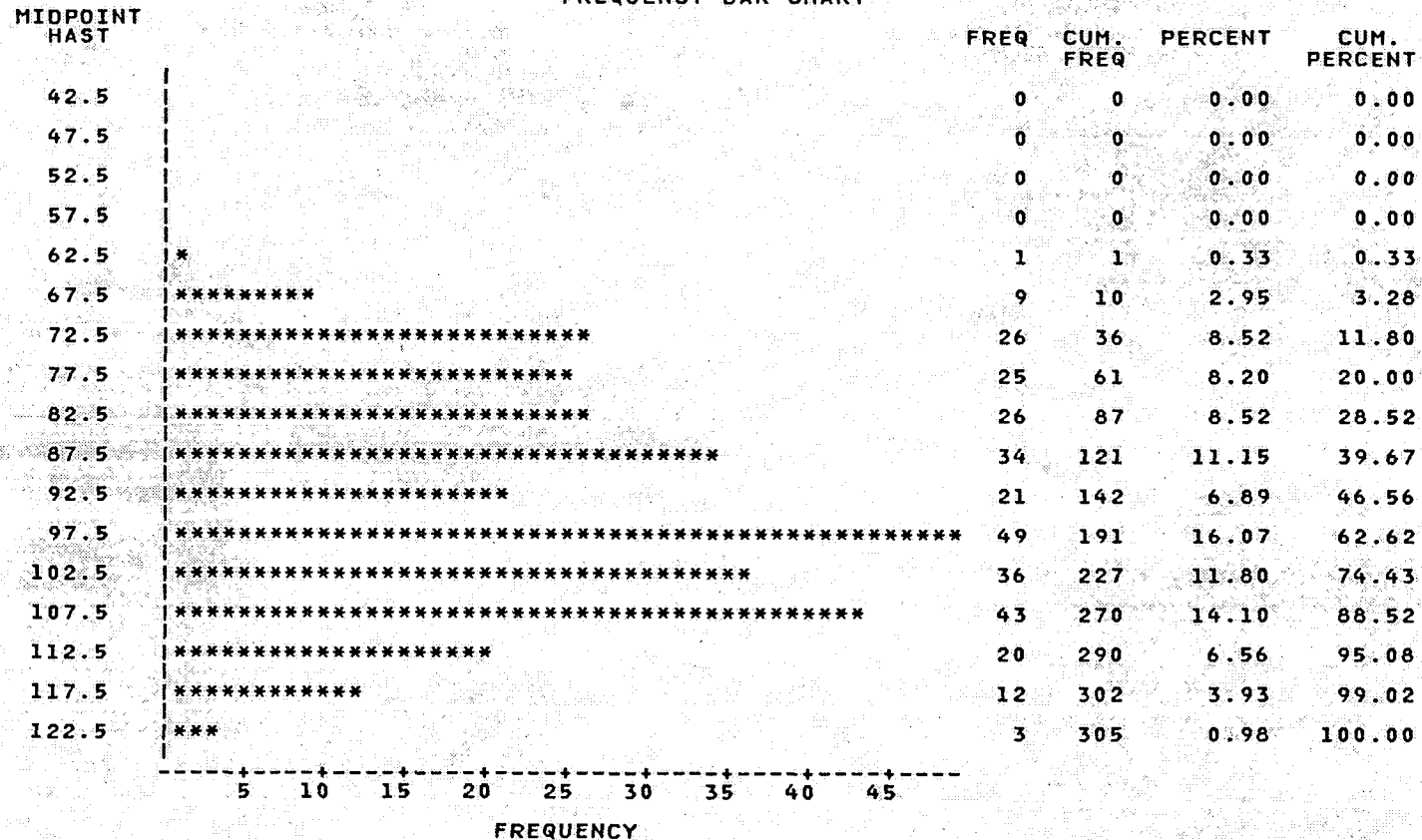


STRÆKNINGSHAST VEJ 40 MOD MIDDELFART
TIR 28 4 81 KL. 1115 - 1215 KM 177.3 - 178.3

11:31 MONDAY, FEBRUARY 15, 1982 103
. 408127701

HASTIGHEDSFORDELING FOR ALLE BILTYPER

FREQUENCY BAR CHART



STRÆKNINGSHAST VEJ 40 MOD MIDDELFART
TIR 28 4 81 KL. 1115 - 1215 KM 177.3 - 178.3

11:31 MONDAY, FEBRUARY 15, 1982 104
408127701

HASTIGHEDSFORDELING FOR ALLE BILTYPER

TABLE OF TYPE BY HAST

TYPE	HAST									
FREQUENCY PERCENT ROW PCT COL PCT	6	7	8	9	10	11	12	13	TOTAL	
1	0 0.00 0.00 0.00	3 0.98 1.43 8.57	11 3.61 5.24 21.57	35 11.48 16.67 63.64	85 27.87 40.48 100.00	62 20.33 29.52 98.41	12 3.93 5.71 92.31	2 0.66 0.95 100.00	210 68.85	
2	1 0.33 1.10 100.00	32 10.49 35.16 91.43	40 13.11 43.96 78.43	18 5.90 19.78 32.73	0 0.00 0.00 0.00	0 0.00 0.00 0.00	0 0.00 0.00 0.00	0 0.00 0.00 0.00	91 29.84	
5	0 0.00 0.00 0.00	0 0.00 0.00 0.00	0 0.00 0.00 0.00	1 0.33 33.33 1.82	0 0.00 0.00 0.00	1 0.33 33.33 1.59	1 0.33 33.33 7.69	0 0.00 0.00 0.00	3 0.98	
6	0 0.00 0.00 0.00	0 0.00 0.00 0.00	0 0.00 0.00 0.00	1 0.33 100.00 1.82	0 0.00 0.00 0.00	0 0.00 0.00 0.00	0 0.00 0.00 0.00	0 0.00 0.00 0.00	1 0.33	
TOTAL	1 0.33	35 11.48	51 16.72	55 18.03	85 27.87	63 20.66	13 4.26	2 0.66	305 100.00	

STRÆKNINGSFAST VEJ 40 MOD MIDDELFART
TIR 28 4 81 KL. 1115 - 1215 KM 177.3 - 178.3

11:31 MONDAY, FEBRUARY 15, 1982 98
408127701

GENNEMSNITSMAL FOR PERSONBILER I TIDSGRUPPER
TIDSGRUP=1

VARIABLE	N	MEAN	STANDARD DEVIATION	MINIMUM VALUE	MAXIMUM VALUE	STD ERROR OF MEAN	SUM	VARIANCE	C.V.
HAST	12	99.81944686	7.39047934	85.71428571	113.20754717	2.13344762	1197.8333623	54.61918493	7.404
TIDSFB	12	36.25000000	2.73711859	31.80000000	42.00000000	0.79013808	435.0000000	7.49181818	7.551

TIDSGRUP=2

HAST	20	100.73721646	10.25537039	70.58823529	117.64705882	2.29317053	2014.7443291	105.17262193	10.180
TIDSFB	20	36.15000000	4.34795778	30.60000000	51.00000000	0.97223292	723.0000000	18.90473684	12.028

TIDSGRUP=3

HAST	24	100.39053108	12.42639691	73.17073171	120.00000000	2.53652765	2409.3727460	154.41534007	12.378
TIDSFB	24	36.42500000	4.82108142	30.00000000	49.20000000	0.98409912	874.2000000	23.24282609	13.236

TIDSGRUP=4

HAST	14	102.78463709	10.09991033	81.08108108	122.44897959	2.69931458	1438.9849193	102.00818871	9.826
TIDSFB	14	35.35714286	3.67961417	29.40000000	44.40000000	0.98341825	495.0000000	13.53956044	10.407

TIDSGRUP=5

HAST	16	99.45976090	10.08689844	78.94736842	115.38461538	2.52172461	1591.3561744	101.74552016	10.142
TIDSFB	16	36.56250000	3.88516409	31.20000000	45.60000000	0.97129102	585.0000000	15.09450000	10.626

TIDSGRUP=6

HAST	18	95.75908986	7.85174841	83.33333333	111.11111111	1.85067485	1723.6636175	61.64995311	8.199
TIDSFB	18	37.83333333	3.09705743	32.40000000	43.20000000	0.72998344	681.0000000	9.59176471	8.186

TIDSGRUP=7

HAST	24	102.88778565	11.05412389	81.08108108	130.43478261	2.25641359	2469.3068557	122.19365500	10.744
TIDSFB	24	35.37500000	3.78845500	27.60000000	44.40000000	0.77331514	849.0000000	14.35239130	10.709

TIDSGRUP=8

HAST	38	102.22319638	9.95122113	73.17073171	120.00000000	1.61430123	3884.4814623	99.02680200	9.735
TIDSFB	38	35.57368421	3.80985097	30.00000000	49.20000000	0.61803944	1351.8000000	14.51496444	10.710

TIDSGRUP=9

HAST	25	100.70935427	11.08036055	78.94736842	130.43478261	2.21607211	2517.7338568	122.77438991	11.002
TIDSFB	25	36.16800000	4.04544188	27.60000000	45.60000000	0.80908838	904.2000000	16.36560000	11.185

TIDSGRUP=10

HAST	19	99.69727598	8.60656233	83.33333333	113.20754717	1.97448081	1894.2482436	74.07291516	8.633
TIDSFB	19	36.37894737	3.31186066	31.80000000	43.20000000	0.75979294	691.2000000	10.96842105	9.104

STREKNINGSFAST VEJ 40 MOD MIDDELFART
TIR 28 4 81 KL. 1115 - 1215 KM 177.3 - 178.3 . 408127701

11:31 MONDAY, FEBRUARY 15, 1982 99

GENNEMSNITSMAL FOR ALLE BILER I TIDSGRUPPER
TIDSGRUP=1

VARIABLE	N	MEAN	STANDARD DEVIATION	MINIMUM VALUE	MAXIMUM VALUE	STD ERROR OF MEAN	SUM	VARIANCE	C.V.
HAST	17	95.59989227	11.42283992	71.42857143	113.20754717	2.77044562	1625.1981686	130.48127193	11.949
TIDSFB	17	38.22352941	5.08128052	31.80000000	50.40000000	1.23239155	649.8000000	25.81941176	13.294
----- TIDSGRUP=2 -----									
HAST	29	94.97625045	12.51579392	70.58823529	117.64705882	2.32412459	2754.3112631	156.64509755	13.178
TIDSFB	29	38.58620690	5.41688657	30.60000000	51.00000000	1.00589058	1119.0000000	29.34266010	14.038
----- TIDSGRUP=3 -----									
HAST	32	96.36315809	13.01675958	73.17073171	120.00000000	2.30105974	3083.6210590	169.43602992	13.508
TIDSFB	32	38.02500000	5.14054095	30.00000000	49.20000000	0.90872784	1216.8000000	26.42516129	13.519
----- TIDSGRUP=4 -----									
HAST	23	94.05533153	14.16447667	72.28915663	122.44897959	2.95349755	2163.2726253	200.63239938	15.060
TIDSFB	23	39.13043478	5.98896218	29.40000000	49.80000000	1.24878494	900.0000000	35.86766798	15.305
----- TIDSGRUP=5 -----									
HAST	24	92.80646646	13.45250357	67.41573034	115.38461538	2.74598079	2227.3551950	180.96985241	14.495
TIDSFB	24	39.62500000	6.08156516	31.20000000	53.40000000	1.24139429	951.0000000	36.98543478	15.348
----- TIDSGRUP=6 -----									
HAST	28	88.60339694	12.23461392	65.93406593	111.11111111	2.31212470	2480.8951142	149.68577781	13.808
TIDSFB	28	41.42142857	6.00107133	32.40000000	54.60000000	1.13409588	1159.8000000	36.01285714	14.488
----- TIDSGRUP=7 -----									
HAST	31	97.65661969	14.12049288	71.42857143	130.43478261	2.53611539	3027.3552102	199.38831917	14.459
TIDSFB	31	37.64516129	5.67302616	27.60000000	50.40000000	1.01890558	1167.0000000	32.18322581	15.070
----- TIDSGRUP=8 -----									
HAST	54	95.55101332	14.90281720	66.66666667	120.00000000	2.02801655	5159.7547191	222.09396062	15.597
TIDSFB	54	38.67777778	6.61769117	30.00000000	54.00000000	0.90055370	2088.6000000	43.79383648	17.110
----- TIDSGRUP=9 -----									
HAST	39	91.43429042	15.68918911	63.15789474	130.43478261	2.51228089	3565.9373264	246.15065498	17.159
TIDSFB	39	40.53846154	7.07897611	27.60000000	57.00000000	1.13354338	1581.0000000	50.11190283	17.462
----- TIDSGRUP=10 -----									
HAST	28	93.08513962	12.37234834	73.17073171	113.20754717	2.33815406	2606.3839094	153.07500333	13.291
TIDSFB	28	39.36428571	5.41686080	31.80000000	49.20000000	1.02369047	1102.2000000	29.34238095	13.761

STRÅKNINGSHAST VEJ 40 MOD MIDDELFART
TIR 28 4 81 KL. 1115 - 1215 KM 177.3 - 178.3 . 408127701

11:31 MONDAY, FEBRUARY 15, 1982 90

SORTERET LISTE - ALLE BILTYPER - I TIDSGRUPPER

TIDSGRUP=1

OBS	TYPE	STARTTID	HAST	TIDSFB
1	1	19.96	103.448	34.8
2	1	20.40	90.909	39.6
3	1	20.68	100.000	36.0
4	1	20.77	98.361	36.6
5	1	21.13	85.714	42.0
6	2	22.07	71.429	50.4
7	1	22.23	113.208	31.8
8	5	23.99	105.263	34.2
9	1	24.34	101.695	35.4
10	2	24.44	76.923	46.8
11	2	24.75	80.000	45.0
12	1	24.91	95.238	37.8
13	1	25.04	109.091	33.0
14	2	25.13	93.750	38.4
15	1	25.28	98.361	36.6
16	1	25.69	103.448	34.8
17	1	25.78	98.361	36.6

TIDSGRUP=2

OBS	TYPE	STARTTID	HAST	TIDSFB
18	1	26.49	95.238	37.8
19	2	26.85	84.507	42.6
20	2	27.01	85.714	42.0
21	1	27.11	103.448	34.8
22	2	27.21	86.957	41.4
23	2	27.21	77.922	46.2
24	2	27.26	75.000	48.0
25	2	27.37	84.507	42.6
26	1	27.40	117.647	30.6
27	2	27.70	85.714	42.0
28	1	27.79	98.361	36.6
29	1	28.28	107.143	33.6
30	1	28.30	70.588	51.0
31	1	28.70	98.361	36.6
32	1	29.22	98.361	36.6
33	1	29.60	93.750	38.4
34	2	29.68	72.289	49.8
35	1	29.84	98.361	36.6
36	1	29.89	98.361	36.6
37	1	30.00	113.208	31.8
38	1	30.06	100.000	36.0
39	1	30.10	85.714	42.0
40	1	30.87	107.143	33.6
41	1	30.89	113.208	31.8
42	1	30.92	100.000	36.0
43	1	30.98	105.263	34.2

STRÆKNINGSHAST VEJ 40 MOD MIDDELFART
TIR 28 4 81 KL. 1115 - 1215 KM 177.3 - 178.3

11:31 MONDAY, FEBRUARY 15, 1982 91
. 408127701

SORTERET LISTE - ALLE BILTYPER - I TIDSGRUPPER

TIDSGRUP=2

OBS	TYPE	STARTTID	HAST	TIDSFB
44	2	31.11	86.957	41.4
45	1	31.20	107.143	33.6
46	1	31.39	103.448	34.8

TIDSGRUP=3

OBS	TYPE	STARTTID	HAST	TIDSFB
47	1	32.57	107.143	33.6
48	2	32.75	80.000	45.0
49	1	32.77	80.000	45.0
50	1	32.97	117.647	30.6
51	1	33.00	105.263	34.2
52	1	33.06	96.774	37.2
53	2	33.28	85.714	42.0
54	2	33.32	88.235	40.8
55	2	33.65	84.507	42.6
56	2	33.80	76.923	46.8
57	1	33.86	117.647	30.6
58	1	33.90	96.774	37.2
59	1	33.91	117.647	30.6
60	1	34.22	98.361	36.6
61	1	34.33	73.171	49.2
62	1	34.35	100.000	36.0
63	1	34.58	120.000	30.0
64	1	34.71	86.957	41.4
65	1	35.00	109.091	33.0
66	1	35.00	84.507	42.6
67	1	35.04	107.143	33.6
68	1	35.13	96.774	37.2
69	1	35.15	113.208	31.8
70	1	35.68	103.448	34.8
71	1	36.36	96.774	37.2
72	1	36.43	88.235	40.8
73	2	36.47	88.235	40.8
74	2	36.50	89.552	40.2
75	1	36.96	105.263	34.2
76	1	37.53	92.308	39.0
77	1	37.86	95.238	37.8
78	2	37.96	81.081	44.4

STRÆKNINGSHAST VEJ 40 MOD MIDDELFART
TIR 28 4 81 KL. 1115 - 1215 KM 177.3 - 178.3 . 408127701

11:31 MONDAY, FEBRUARY 15, 1982 92

SORTERET LISTE - ALLE BILTYPER - I TIDSGRUPPER

TIDSGRUP=4

OBS	TYPE	STARTTID	HAST	TIDSFB
79	1	38.13	103.448	34.8
80	2	38.25	72.289	49.8
81	2	38.31	75.949	47.4
82	1	38.41	92.308	39.0
83	1	38.58	122.449	29.4
84	1	39.35	103.448	34.8
85	1	39.42	109.091	33.0
86	2	40.10	77.922	46.2
87	1	40.60	101.695	35.4
88	2	40.70	77.922	46.2
89	2	41.01	83.333	43.2
90	1	41.06	92.308	39.0
91	1	41.09	109.091	33.0
92	1	41.52	98.361	36.6
93	1	42.49	111.111	32.4
94	2	42.50	83.333	43.2
95	1	42.55	81.081	44.4
96	1	42.57	109.091	33.0
97	2	42.72	85.714	42.0
98	2	42.75	93.750	38.4
99	1	43.25	107.143	33.6
100	1	43.32	98.361	36.6
101	2	43.43	74.074	48.6

TIDSGRUP=5

OBS	TYPE	STARTTID	HAST	TIDSFB
102	2	44.04	80.000	45.0
103	1	44.05	109.091	33.0
104	1	44.18	92.308	39.0
105	1	44.38	89.552	40.2
106	1	44.46	107.143	33.6
107	2	44.72	92.308	39.0
108	1	44.95	113.208	31.8
109	1	45.22	105.263	34.2
110	1	45.85	86.957	41.4
111	1	45.87	78.947	45.6
112	2	46.04	75.000	48.0
113	1	46.12	105.263	34.2
114	2	46.15	82.192	43.8
115	2	46.41	81.081	44.4
116	1	47.25	96.774	37.2
117	1	47.35	98.361	36.6
118	1	47.47	101.695	35.4
119	1	48.73	95.238	37.8
120	6	48.90	88.235	40.8
121	1	48.92	105.263	34.2

STRÆKNINGSHAST VEJ 40 MOD MIDDELFART
TIR 28.4.81 KL. 1115 - 1215 KM 177.3 - 178.311:31 MONDAY, FEBRUARY 15, 1982 93
408127701

SORTERET LISTE - ALLE BILTYPER - I TIDSGRUPPER

----- TIDSGRUP=5 -----

OBS	TYPE	STARTTID	HAST	TIDSFB
122	1	49.26	115.385	31.2
123	1	49.29	90.909	39.6
124	2	49.68	67.416	53.4
125	4	49.89	69.767	51.6

----- TIDSGRUP=6 -----

OBS	TYPE	STARTTID	HAST	TIDSFB
126	2	50.54	72.289	49.8
127	1	50.55	86.957	41.4
128	1	50.81	100.000	36.0
129	2	50.92	78.947	45.6
130	1	51.18	100.000	36.0
131	1	51.22	100.000	36.0
132	1	51.41	96.774	37.2
133	2	51.45	80.000	45.0
134	2	51.95	88.235	40.8
135	1	52.06	111.111	32.4
136	1	52.14	90.909	39.6
137	1	52.17	105.263	34.2
138	1	52.57	107.143	33.6
139	2	53.05	65.934	54.6
140	1	53.43	83.333	43.2
141	1	53.68	85.714	42.0
142	2	53.86	71.429	50.4
143	2	53.96	68.182	52.8
144	2	54.16	82.192	43.8
145	1	54.23	85.714	42.0
146	1	54.41	92.308	39.0
147	1	54.53	96.774	37.2
148	1	54.64	98.361	36.6
149	2	54.72	74.074	48.6
150	1	55.43	89.552	40.2
151	1	55.62	93.750	38.4
152	2	55.78	75.949	47.4
153	1	55.82	100.000	36.0